

Search for heavy particles decaying into a top-quark pair in the fully hadronic final state in pp collisions at $\sqrt{s} = 13$ TeV with the ATLAS detector

M. Aaboud *et al.**
(ATLAS Collaboration)

 (Received 27 February 2019; published 14 May 2019)

A search for new particles decaying into a pair of top quarks is performed using proton-proton collision data recorded with the ATLAS detector at the Large Hadron Collider at a center-of-mass energy of $\sqrt{s} = 13$ TeV corresponding to an integrated luminosity of 36.1 fb^{-1} . Events consistent with top-quark pair production and the fully hadronic decay mode of the top quarks are selected by requiring multiple high transverse momentum jets including those containing b -hadrons. Two analysis techniques, exploiting dedicated top-quark pair reconstruction in different kinematic regimes, are used to optimize the search sensitivity to new hypothetical particles over a wide mass range. The invariant mass distribution of the two reconstructed top-quark candidates is examined for resonant production of new particles with various spins and decay widths. No significant deviation from the Standard Model prediction is observed and limits are set on the production cross-section times branching fraction for new hypothetical Z' bosons, dark-matter mediators, Kaluza-Klein gravitons and Kaluza-Klein gluons. By comparing with the predicted production cross sections, the Z' boson in the topcolor-assisted-technicolor model is excluded for masses up to 3.1–3.6 TeV, the dark-matter mediators in a simplified framework are excluded in the mass ranges from 0.8 to 0.9 TeV and from 2.0 to 2.2 TeV, and the Kaluza-Klein gluon is excluded for masses up to 3.4 TeV, depending on the decay widths of the particles.

DOI: [10.1103/PhysRevD.99.092004](https://doi.org/10.1103/PhysRevD.99.092004)

I. INTRODUCTION

The Large Hadron Collider (LHC), currently operating at a center-of-mass energy of $\sqrt{s} = 13$ TeV, has the potential to discover phenomena beyond the Standard Model (SM) at the TeV scale. The heaviest elementary particle known in the SM, the top quark, is produced abundantly at the LHC. It is often predicted to be a probe for new physics phenomena at the TeV scale, in models such as the two-Higgs-doublet model (2HDM) [1], topcolor-assisted-technicolor [2–4] and Randall-Sundrum (RS) models of warped extra dimensions [5,6]. Resonant production of a pair of top and antitop quarks ($t\bar{t}$) is particularly interesting as it provides a clear signature indicating the existence of new heavy particles decaying into $t\bar{t}$. Such new particles could manifest themselves as a localized deviation from the SM prediction in the high invariant mass distribution of the $t\bar{t}$ system ($m_{t\bar{t}}$). In this paper, a search for new particles in

events containing $t\bar{t}$ pairs, where both the top and antitop quarks decay hadronically ($t\bar{t} \rightarrow W^+ b W^- \bar{b}$ with $W \rightarrow q\bar{q}'$), is presented. The analysis is based on 36.1 fb^{-1} of proton-proton collision data at a center-of-mass energy of $\sqrt{s} = 13$ TeV recorded with the ATLAS detector at the LHC in 2015 and 2016.

The fully hadronic final state is characterized by the presence of multiple hadronic jets, two of which contain b -hadrons, and the absence of reconstructed leptons. This *all-jets* topology benefits from the largest top-quark decay branching fraction (45.7% of $t\bar{t}$ decays), but suffers from large backgrounds due to QCD multijet production. Dedicated top-quark reconstruction and identification techniques are used to enhance selection of $t\bar{t}$ over multijet events to maximize the sensitivity to the benchmark signals considered. Two different search strategies are employed, each targeting a different mass range of the hypothetical resonance. In the mass range below approximately 1.2 TeV, where the decay products of the top quarks can be resolved as separate small-radius jets, the “buckets of tops” algorithm [7] is used to optimize the reconstruction of top-quark-pair candidates. At higher masses, top-quark decay products often merge into a single large-radius jet due to the high transverse momentum (p_T) of the top quarks, hence a

*Full author list given at the end of the article.

Published by the American Physical Society under the terms of the [Creative Commons Attribution 4.0 International license](https://creativecommons.org/licenses/by/4.0/). Further distribution of this work must maintain attribution to the author(s) and the published article's title, journal citation, and DOI. Funded by SCOAP³.

second strategy with a jet-substructure-based top-quark identification technique [8,9] is exploited. In the intermediate mass range of about 1.1 to 1.6 TeV, signals are searched for using both strategies separately. The two results are compared at each mass point and the one with the better expected sensitivity is selected.

The ATLAS and CMS collaborations performed searches for heavy particles decaying into $t\bar{t}$ using pp collision data recorded at $\sqrt{s} = 7$ TeV [10–14], 8 TeV [15–18] and 13 TeV [19–21] and set lower limits on the masses for several benchmark signal models. The ATLAS search at 13 TeV [19], using data equivalent to 36.1 fb^{-1} , exploits the *lepton-plus-jets* topology, where a high- p_T electron or muon and large missing transverse momentum are required, and excludes masses below 3.0 (3.8) TeV for the new Z'_{TC2} boson with an intrinsic decay width¹ of $\Gamma = 1\%$ (3%) in the topcolor-assisted-technicolor model [2,3] (described in Sec. II). The CMS search with *lepton-plus-jets*, *all-jets*, and *dilepton* topologies at 13 TeV [21] excludes the Z'_{TC2} boson with $\Gamma = 1\%$ up to 3.8 TeV using 35.9 fb^{-1} . The Kaluza-Klein (KK) excitation of the graviton G_{KK} predicted in the specific “bulk” RS model [22,23] decaying into $t\bar{t}$ (see details in Sec. II) was also searched for by the ATLAS Collaboration and the mass range from 0.45 to 0.65 TeV is excluded assuming $k/\bar{M}_{\text{Pl}} = 1$, where k is the curvature of the warped extra dimension and $\bar{M}_{\text{Pl}} = M_{\text{Pl}}/\sqrt{8\pi}$ is the reduced Planck mass. The KK excitation of the gluon, g_{KK} , predicted in an RS model with a single warped extra dimension [6] with $\Gamma = 15\%$ (30%) is excluded by the ATLAS search up to 3.8 (3.7) TeV. The CMS search [21] considered a slightly different model [24], including a KK gluon with $\Gamma = 20\%$ and larger production cross section, and set a lower limit of 4.55 TeV on the mass.

The paper is organized as follows. The signal models considered are discussed in Sec. II. After a brief description of the ATLAS detector in Sec. III, the data and simulation samples are summarized in Sec. IV. The analysis strategy including event selection, reconstruction and categorization is presented in Sec. V. The background estimation is described in Sec. VI and the systematic uncertainties in the background and signal predictions in Sec. VII. After describing the signal search and the statistical procedure in Sec. VIII, the results are presented in Sec. IX with the conclusions given in Sec. X.

II. SIGNAL MODELS

Several benchmark signal models are considered in this analysis, in which new spin-1 or spin-2 color-singlet and color-octet bosons with masses ranging from 0.5 to 5 TeV are introduced. The width of these bosons can vary from

$\Gamma = 1\%$ to 30% to cover resonances narrower or wider than the typical detector resolution of about 10%.

As the first benchmark, a topcolor-assisted-technicolor (TC2) model [2,3] is considered, which predicts a spin-1 color-singlet boson. This leptophobic Z' boson (denoted by Z'_{TC2}), referred to as Model IV in Ref. [4], couples only to first- and third-generation quarks and is mainly produced by $q\bar{q}$ annihilation. The model parameters are chosen to maximize the branching fraction for the $Z'_{\text{TC2}} \rightarrow t\bar{t}$ decay, which reaches 33%, and the width is set to $\Gamma = 1\%$ or 3%.

A framework of simplified models for dark matter (DM) interactions is considered as the second benchmark. An axial-vector mediator $Z'_{\text{med,ax}}$ and a vector mediator $Z'_{\text{med,vec}}$ are used, following the recommendation of the LHC Dark Matter Working Group in Ref. [25]. In the simplified model there are five parameters relevant for $pp \rightarrow Z'_{\text{med}} \rightarrow t\bar{t}$ processes (Z'_{med} is either $Z'_{\text{med,ax}}$ or $Z'_{\text{med,vec}}$): the mediator mass m_{med} , the dark-matter mass m_{DM} , and the mediator couplings to quarks g_q , to leptons g_ℓ , and to dark matter g_{DM} . This search considers the coupling parameters defined in the A1 (V1) scenario of Ref. [25] for the axial-vector (vector) mediator. The branching fraction of the mediators into $t\bar{t}$ is 8.8% and the width is approximately constant at $\Gamma = 5.6\%$ over the search range considered. The DM mass m_{DM} is fixed to 10 GeV.

An RS model with the SM fields propagating in the bulk of a single warped extra dimension [6] is used as the third benchmark, which predicts a spin-1 color-octet boson, the first KK excitation of the gluon, g_{KK} . The g_{KK} is primarily produced in $q\bar{q}$ annihilation and decays predominantly into $t\bar{t}$ with a branching fraction of approximately 92.5% as predicted in Ref. [6]. In this analysis, the coupling of the KK gluon to quarks is set to $g_q = -0.2g_s$, where g_s is the strong coupling constant in the SM. The left-handed coupling to the top quark is fixed to g_s while the right-handed coupling is varied to change the intrinsic width.

The “bulk” RS model [22,23] with the SM fields propagating in the bulk, inherited from the original RS model, is used as the fourth benchmark to predict a spin-2 color-singlet boson. The first KK excitation of the graviton, G_{KK} , in this model is mainly produced in gluon-gluon fusion, and the production rate and width are controlled by a dimensionless coupling constant k/\bar{M}_{Pl} . In this analysis k/\bar{M}_{Pl} is chosen to be 1, resulting in the G_{KK} width varying from $\Gamma = 3\%$ to 6% in the mass range between 0.5 and 3 TeV. The branching fraction of the G_{KK} into $t\bar{t}$ increases from 18% to 50% between 400 and 600 GeV and stays approximately constant at 68% for masses larger than 1 TeV. In addition, the G_{KK} can decay into a pair of W , Z or Higgs bosons and, with negligible branching fraction, into light fermions or photons.

Representative leading-order (LO) Feynman diagrams of the benchmark signals are presented in Fig. 1.

¹In the rest of this paper, the decay width of a resonance divided by the resonance mass is referred to as the width.

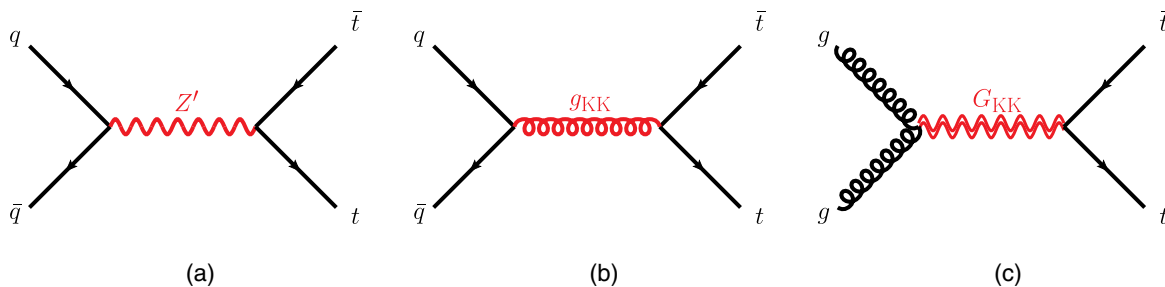


FIG. 1. Representative Feynman diagrams for leading-order production in the selected signal models: (a) Z' , (b) g_{KK} and (c) G_{KK} . The details of each signal model are described in the text.

III. ATLAS DETECTOR

The ATLAS detector at the LHC is a multipurpose, forward-backward symmetric detector² with nearly full solid angle coverage, as described in Refs. [26–28]. It consists of an inner tracking detector (ID) surrounded by a thin superconducting solenoid, a calorimeter system composed of electromagnetic (EM) and hadronic calorimeters, and a muon spectrometer.

The ID consists of a silicon pixel detector, a silicon microstrip tracker and a transition radiation tracker, all immersed in a 2 T axial magnetic field, and provides charged-particle tracking in the range $|\eta| < 2.5$. The EM calorimeter is a lead/liquid-argon (LAr) sampling calorimeter with accordion geometry. It is divided into a barrel section covering $|\eta| < 1.475$ and two endcap sections covering $1.375 < |\eta| < 3.2$. For $|\eta| < 2.5$ it is divided into three layers in depth, which are finely segmented in η and ϕ . In the region $|\eta| < 1.8$, an additional thin LAr presampler layer is used to correct for energy losses in the material upstream of the calorimeters. The hadronic calorimeter is a sampling calorimeter composed of steel/scintillator tiles in the central region ($|\eta| < 1.7$), while copper/LAr modules are used in the endcap ($1.5 < |\eta| < 3.2$) regions. The forward region ($3.1 < |\eta| < 4.9$) is instrumented with copper/LAr and tungsten/LAr calorimeter modules optimized for electromagnetic and hadronic measurements, respectively. Surrounding the calorimeters is a muon spectrometer that includes three air-core superconducting toroidal magnets and multiple types of tracking chambers, providing precision tracking for muons with $|\eta| < 2.7$ and trigger capability in the range $|\eta| < 2.4$.

A two-level trigger system is used to select events for offline analysis [29]. Events are first selected by the level-1

trigger implemented in custom electronics, which uses a subset of the detector information to reduce the event rate to 100 kHz. This is followed by a software-based trigger that reduces the accepted event rate to 1 kHz on average by refining the first-level trigger selection.

IV. DATA AND SIMULATION

This analysis is based on 36.1 fb^{-1} of pp collisions recorded by the ATLAS experiment at the LHC at a center-of-mass energy of 13 TeV in 2015 and 2016. A number of quality criteria were imposed to ensure that the data were collected during stable beam conditions with the relevant detectors operational. Simulated signal and background events are used to optimize the event selection, to estimate the background contribution and to perform the hypothesis test of the benchmark signal models considered.

The main backgrounds after applying criteria to enhance potential signals originate from SM $t\bar{t}$ and multijet production. The $t\bar{t}$ contribution and the related modeling uncertainties are evaluated using Monte Carlo (MC) simulated events, while the multijet contribution is estimated directly from data. However, simulated events of multijet processes are used to optimize selection criteria and derive residual corrections to the multijet distributions.

For the generation of SM $t\bar{t}$ events, the next-to-leading-order (NLO) generator POWHEG-BOX v2 [30–32] was used with the CT10 [33,34] parton distribution function (PDF) set in the matrix element calculations. The $t\bar{t}$ production cross section in pp collisions at $\sqrt{s} = 13 \text{ TeV}$ is $\sigma_{t\bar{t}} = 832_{-52}^{+46} \text{ pb}$ for a top-quark mass of 172.5 GeV. It was calculated at next-to-next-to leading order (NNLO) in QCD including resummation of next-to-next-to-leading logarithmic soft gluon terms with Top++2.0 [35–41]. Parton showering, hadronization and the underlying event were simulated using PYTHIA v6.428 [42] with the CTEQ6L1 [43] PDF set and the corresponding Perugia 2012 set of tuned parameters [44]. The h_{damp} parameter, which controls the transverse momentum of the first additional parton emission beyond the Born configuration, was set equal to the top-quark mass. The top-quark kinematics in $t\bar{t}$ events were corrected to account for electroweak higher-order effects [45]. The generated events were weighted by this

²ATLAS uses a right-handed coordinate system with its origin at the nominal interaction point (IP) in the center of the detector and the z axis along the beam pipe. The x axis points from the IP to the center of the LHC ring, and the y axis points upwards. Cylindrical coordinates (r, ϕ) are used in the transverse plane, ϕ being the azimuthal angle around the z axis. The pseudorapidity is defined in terms of the polar angle θ as $\eta = -\ln \tan(\theta/2)$. Angular distance is measured in units of $\Delta R \equiv \sqrt{(\Delta\eta)^2 + (\Delta\phi)^2}$.

correction factor as a function of the flavor and center-of-mass energy of the initial partons, and of the decay angle of the top quarks in the center-of-mass frame of the initial partons. The value of the correction factor decreases with increasing $m_{\bar{t}}$ from 0.98 at $m_{\bar{t}} = 0.4$ TeV to 0.87 at $m_{\bar{t}} = 3.5$ TeV. Multijet processes were simulated with the PYTHIA v8.186 [46] generator using the LO NNPDF2.3 [47] PDF set.

Simulated signal samples of spin-1 color-singlet Z'_{TC2} bosons decaying into $t\bar{t}$ were generated with PYTHIA v8.165 [46] with the LO NNPDF2.3 PDF set and the A14 set [48] of tuned parameters. To account for higher-order contributions, the LO calculation of the cross section was multiplied by a factor 1.3 obtained at NLO in QCD [49] using the PDF4LHC2015 PDF set [50]. For the spin-1 mediators Z'_{med} in the DM simplified model, the same samples are used after being reweighted to have the approximate mediator width and cross section as simulated by MADGRAPH5_aMC@NLO [51]. The production cross sections were calculated at LO accuracy using the LO NNPDF2.3 PDF set. The production of a spin-2 bulk RS graviton G_{KK} was performed using MADGRAPH5_aMC@NLO with the LO NNPDF2.3 PDF set, interfaced to PYTHIA v8.165 with the A14 set of tuned parameters for parton shower and hadronization. Simulated samples of spin-1 color-octet KK gluons g_{KK} with $\Gamma = 30\%$ were generated with PYTHIA v8.165 with the same PDF and tuned parameters as those used for the Z'_{TC2} samples. Samples of g_{KK} with different widths (from 10% to 40%) were derived by reweighting the shapes of corresponding samples with $\Gamma = 30\%$ and adjusting their normalization according to the appropriate prediction. The Z'_{TC2} and g_{KK} samples were generated for the mass range between 0.5 and 5 TeV. Signal masses were sampled at intervals of 100–150 GeV below 1 TeV, 250 GeV between 1 and 3 TeV and 500 GeV above 3 TeV for the Z'_{TC2} . The g_{KK} samples were produced at fixed intervals of 500 GeV in all mass ranges. The G_{KK} samples were generated between 0.5 and 3 TeV in steps of 250 GeV (1 TeV) below (above) 1 TeV. The simulated samples are also used to evaluate the acceptance and selection efficiencies for the signals considered in the search.

The EVTGEN v1.2.0 program [52] was used in all simulated samples to model the properties of heavy-flavor hadron decays. All simulated samples include the effects of multiple pp interactions in the same and neighboring bunch crossings (pileup) and are processed through the ATLAS detector simulation [53] based on GEANT4 [54]. Pileup effects were emulated by overlaying simulated minimum-bias events generated with PYTHIA v8.186, using the MSTW2008LO PDF set [55] and the A2 set of tuned parameters [56]. The number of overlaid minimum-bias events was adjusted to match the luminosity profile of the recorded data. Simulated events were processed through the same reconstruction software as the data, and

corrections are applied so that the object identification efficiencies, energy scales and energy resolutions match those determined from control samples of data.

V. EVENT RECONSTRUCTION, SELECTION AND CATEGORIZATION

The production of a pair of hadronically decaying top quarks is characterized by the presence of multiple hadronic jets. When the top quarks have moderate transverse momentum, p_{T} , of less than approximately 500 GeV, the decay products can be reconstructed as separate jets, which is referred to as the “resolved” event topology. At higher transverse momentum, the decay products of each of the two top or antitop quarks are merged into a single large-radius jet, referred to as the “boosted” event topology. For both topologies the identification and reconstruction of the jets originating from the top quarks is crucial for reconstructing the top-quark pair, resulting in a better separation of signal from background. The resolved and boosted event analyses are employed in parallel in the analysis.

A. Object reconstruction and event preselection

Events are required to have at least one pp interaction vertex associated with two or more tracks with $p_{\text{T}} > 400$ MeV. If more than one vertex is found in an event, the one with the largest $\sum p_{\text{T}}^2$ of associated tracks is chosen as the primary interaction vertex. Depending on the kinematic regime of the top quarks, resolved or boosted, different jet reconstruction techniques are applied. Events containing leptons (electrons or muons) are included in the complementary search targeting the *lepton-plus-jets* topology [19] but are rejected in the analyses presented here.

Small- R jets are built from three-dimensional topological clusters of energy deposits in the calorimeter [57], calibrated at the electromagnetic energy scale, using the anti- k_r algorithm [58] with a radius parameter $R = 0.4$. These jets are calibrated to the hadronic energy scale by applying p_{T} - and η -dependent corrections derived from MC simulations and *in situ* measurements obtained from $Z/\gamma + \text{jets}$ and multijet events at $\sqrt{s} = 13$ TeV [59]. Jets from pileup interactions are suppressed by applying the jet vertex tagger [60], which uses information from tracks associated with the hard-scatter and pileup vertices, to jets with $p_{\text{T}} < 60$ GeV and $|\eta| < 2.4$. Events containing jets from calorimeter noise or noncollision backgrounds are removed by discarding events containing at least one jet failing to satisfy the loose quality criteria defined in Ref. [61]. Jets that satisfy all the selection requirements and have $p_{\text{T}} > 25$ GeV and $|\eta| < 2.5$ are considered in the resolved analysis. Small- R jets containing b -hadrons are identified using an algorithm [62] based on multivariate techniques to combine information from the impact parameters of displaced tracks as well as topological properties of secondary and tertiary decay vertices reconstructed within the jet.

Two working points with 70% (tight) and 85% (loose) efficiencies for b -quark-induced jets are chosen, where the efficiencies are averaged values derived from simulated SM $t\bar{t}$ events. The corresponding misidentification rates of the tight (loose) working point are 0.26% (3%) and 8% (32%) for jets containing hadrons composed of light-flavor quarks and c -quarks, respectively. Efficiencies to tag jets from b - and c -quarks in the simulation are corrected to match the efficiencies in data using p_T -dependent factors, whereas the light-jet efficiency is scaled by p_T - and η -dependent factors [62].

Large- R jets are built from three-dimensional topological clusters of energy deposits in the calorimeter calibrated with the local cluster weighting (LCW) procedure [57] using the anti- k_r algorithm with a radius parameter $R = 1.0$. The noncompensating response of the calorimeter and the energy loss in dead material and due to out-of-cluster leakage from charged and neutral particles are corrected in the LCW procedure before jet reconstruction. The reconstructed jets are “trimmed” [63] to mitigate contributions from pileup and soft radiation. In the trimming procedure, the jet constituents are reclustered into subjets using the k_r algorithm [64–66] with a radius parameter $R = 0.2$ and subjets with p_T less than 5% of the p_T of the parent jet are removed [67]. Finally, the large- R jets are formed from the momentum vectors of the remaining subjets and selected by requiring $p_T > 200$ GeV and $|\eta| < 2.0$ in the boosted analysis. For highly boosted top quarks, the mass resolution of a large- R jet containing the top-quark decay products deteriorates with increasing top p_T due to the limited angular granularity of the calorimeter. To overcome this the mass of the large- R jet, m_J , is calculated by combining the calorimeter energy measurement with the track information from the ID, as described in Ref. [68]. The two jets with the highest p_T in the event are required to have $50 \text{ GeV} < m_J < 350 \text{ GeV}$.

Track-jets are built from charged-particle tracks using the anti- k_r algorithm with a radius parameter $R = 0.2$. Tracks used in the reconstruction are selected by requiring that they are associated with the primary vertex, and have $p_T > 400$ MeV and $|\eta| < 2.5$. Track-jets composed of at least two constituent tracks and having $p_T > 10$ GeV and $|\eta| < 2.5$ are used to identify jets containing b -hadrons in the boosted analysis. In the dense environment characteristic of the boosted topology, the b -tagging is more efficient if performed on track-jets than on calorimeter jets [69]. The same b -tagging algorithm as used for small- R jets with 77% (tight) and 85% (loose) efficiency working points from b -quark-induced jets is employed. The training of the multivariate algorithm and the evaluation of systematic uncertainties associated with the track-jet b -tagging efficiency are performed separately from those for the small- R calorimeter jets. The corresponding misidentification rates at the tight (loose) working point are 1.7% (5.3%)

and 23.8% (40.5%) for light-flavor quarks and c -quarks, respectively.

Electrons are reconstructed from clusters of EM calorimeter energy deposits matched to an ID track with $|\eta| < 2.47$, excluding the barrel and endcap transition region of $1.37 < |\eta| < 1.52$. The electron candidates are required to have $E_T > 25$ GeV and to satisfy the “tight” identification criteria defined in Ref. [70]. To suppress contamination from misidentified hadrons, the electron candidates are further required to be isolated from other hadronic activity in the event. This is achieved by requiring the scalar sum of track p_T within a cone around the electron direction, excluding the track associated with the electron, to be less than 6% of the electron transverse momentum p_T^e . The cone size is given by the minimum of $\Delta R = 10 \text{ GeV}/p_T^e$ and $\Delta R = 0.2$.

Muons are reconstructed by combining tracks separately reconstructed in the ID and the muon spectrometer. The muon candidates are required to have $p_T > 25$ GeV and $|\eta| < 2.5$, and satisfy the “medium” quality requirements defined in Ref. [71]. The muons are also required to be isolated by using the same track-based isolation conditions as for electrons, except that the value of $\Delta R = 0.2$ is replaced with $\Delta R = 0.3$.

Electron and muon candidate tracks are required to be associated with the primary vertex using criteria based on the longitudinal and transverse impact parameters. To avoid the misidentification of jets as electrons and electrons from heavy-flavor decays, the closest small- R jet within $\Delta R_y = \sqrt{(\Delta y)^2 + (\Delta\phi)^2} = 0.2$ around a reconstructed electron is removed.³ If an electron is then found within $\Delta R_y = 0.4$ of a jet, the electron is removed. If a muon is found within $\Delta R_y = 0.04 + 10 \text{ GeV}/p_T^\mu$ of a jet (where p_T^μ is the muon transverse momentum), the muon is removed if the jet contains at least three tracks, otherwise the jet is removed.

In the resolved analysis, the event selection is based on multijet triggers requiring the presence of at least five small- R jets with $p_T > 60$ – 65 GeV depending on the data-taking periods. Events are further required to have at least six jets with $p_T > 25$ GeV and $|\eta| < 2.5$, out of which the five highest- p_T jets must have $p_T > 75$ GeV and $|\eta| < 2.4$. Among those six jets at least two of them are required to be b -tagged with $|\eta| < 1.6$ using the loose efficiency working point. The trigger efficiency for the events satisfying the offline selection criteria is estimated using a lower-threshold multijet trigger. The trigger efficiency is above 99% and consistent between data and the simulated events.

In the boosted analysis, events are selected using triggers that require at least one large- R jet with $p_T > 360$ – 420 GeV depending on the data-taking periods.

³The rapidity is defined as $y = \frac{1}{2} \ln \frac{E+p_z}{E-p_z}$ where E is the energy and p_z is the longitudinal component of the momentum along the beam direction.

Events are required to have at least two large- R jets with $p_T > 400$ GeV to ensure that the jets can fully contain the top-quark decay products. The large- R jets with the highest and the second-highest p_T in the event are referred to as the leading and sub-leading jets, respectively. The leading jet has to satisfy $p_T > 500$ GeV to ensure a nearly full trigger efficiency. The trigger efficiency is measured using a control sample in data and found to be approximately 100% in this p_T range. The invariant mass m_{JJ} of the two leading large- R jets is required to be $m_{JJ} > 1$ TeV to avoid a kinematic bias caused by the jet p_T requirements. The two leading jets are required to have an azimuthal angle difference larger than 1.6. In addition, each jet is required to have at least one track-jet within $\Delta R = 1.0$ satisfying the loose b -tagging efficiency working point. The fraction of events with more than two b -tagged jets is negligibly small, and those events are rejected to simplify the data-driven multijet background estimation.

B. Top-quark pair reconstruction

In the resolved analysis, the top-quark pair reconstruction is achieved by exploiting the “buckets of tops” algorithm [7] using small- R jets. In this algorithm, all jets in the event are assumed to originate from $t\bar{t}$ events, including those from initial- or final-state radiation, and are assigned to one of three groups, referred to as “buckets.” The first two buckets correspond to reconstructed candidates of the two top quarks in $t\bar{t}$ events and the third bucket contains all jets from extra radiation. The assignment of small- R jets to buckets is performed by taking all jet combinations and minimizing a metric based on the difference between the invariant mass of jets falling into one of the first two buckets and the top-quark mass. In this analysis the metric Δ^2 is defined as

$$\Delta^2 = \omega \Delta_{B_1}^2 + \Delta_{B_2}^2, \quad \Delta_{B_{1(2)}} = |m_{B_{1(2)}} - m_{\text{top}}|, \quad \omega = 100,$$

where $m_{B_{1(2)}}$ is the invariant mass of the jets falling into bucket 1(2), denoted by $B_{1(2)}$, and $m_{\text{top}} = 173.5$ GeV is the top-quark mass. The difference from m_{top} used in the simulation (172.5 GeV) does not affect the performance of the $t\bar{t}$ reconstruction. The ω factor is introduced to ensure that B_1 has a mass closer to m_{top} than B_2 , i.e., $\Delta_{B_1} < \Delta_{B_2}$, as described in Ref. [7]. No restriction is imposed on the multiplicity of jets falling into the buckets except that B_1 and B_2 are required to contain exactly one b -tagged jet each. Furthermore, the mass window requirements of

$$155 \text{ GeV} < m_{B_{1,2}} < 200 \text{ GeV}$$

are applied to increase the fraction of $t\bar{t}$ events. The preferred two “top buckets” $B_{1,2}$ are further classified according to the hadronic W -boson decay. If the following condition is satisfied for at least one combination of two non- b -tagged jets (k, l), the bucket is considered to contain a W -boson candidate and labeled t_W , otherwise it is labeled t_- :

$$\left| \frac{m_{kl}}{m_{B_i}} - \frac{m_W}{m_{\text{top}}} \right| < 0.15,$$

where m_{kl} is the invariant mass of the (k, l) jet combination inside B_i , and $m_W = 80.4$ GeV is the W -boson mass. To retain $t\bar{t}$ events where one of the jets originating from the top-quark decay, presumably the softer quark from $W \rightarrow qq'$, falls outside the top buckets, two-jet top buckets are formed. The metric used to form the bucket is adjusted to be

$$\Delta_B^{bj} = |m_B - 145 \text{ GeV}|$$

if the bucket mass m_B is smaller than 155 GeV, otherwise Δ_B^{bj} is set to an arbitrary large number. The mass criteria are based on the top-decay kinematics in which only the b -quark and the harder quark from $W \rightarrow qq'$ fall inside the bucket. When the two top buckets are classified as (t_W, t_W) the event is kept. If the buckets are classified as (t_W, t_-) or (t_-, t_W) with the notation that the first bucket in the parentheses is always chosen to be B_1 , the t_- bucket is recalculated using the new metric Δ_B^{bj} from all jets excluding those belonging to any t_W bucket in the event. Hereafter these two categories are collectively referred to as (t_W, t_-) . If the two top buckets are (t_-, t_-) , the new buckets are formed from all jets in the event by minimizing the sum of a new metric $\Delta_{B_1}^{bj} + \Delta_{B_2}^{bj}$. The new two-jet bucket is finally required to satisfy the mass window requirement of

$$75 \text{ GeV} < m_{B_i}^{bj} < 155 \text{ GeV}.$$

If an event has no buckets satisfying the mass window requirements, the event is classified as (t_0, t_0) . Finally, the top-quark candidate, reconstructed as the sum of the momentum vectors of the jets in the t_W, t_- or t_0 bucket, is required to have $p_T > 200$ GeV to suppress multijet backgrounds. The performance of the resolved $t\bar{t}$ reconstruction is summarized in Table I. The resolution of the reconstructed $t\bar{t}$ mass for the resolved analysis is typically 6%.

For the boosted analysis, a top-quark pair is reconstructed using the top-quark tagging requirements based on the jet mass and a jet substructure variable called n -subjettiness, τ_n [8,9]. For each large- R jet, τ_n is calculated by reconstructing exactly n subjets with the “winner-take-all” recombination scheme [72] from the large- R jet constituents using the k_t algorithm [64–66] with a radius parameter of $R = 0.2$:

$$\tau_n = \frac{1}{d_0} \sum_i p_T^i \times \min(\Delta R_{1,i}, \Delta R_{2,i}, \dots, \Delta R_{n,i}),$$

where p_T^i is the transverse momentum of the i th large- R jet constituent and $\Delta R_{j,i}$ is the y - ϕ distance between the subjet j and the i th constituent. The τ_n variable is scaled by $d_0^{-1} = (\sum_i p_T^i \times R)^{-1}$ with $R = 1.0$, the radius parameter

TABLE I. Performance of the resolved $t\bar{t}$ reconstruction with the “buckets of tops” algorithm estimated using simulated SM $t\bar{t}$ and $Z'_{\text{TC}2}$ (850 GeV) events in the fully hadronic final state. The fraction of events in each of the five possible top bucket categories is shown for all events satisfying the selection criteria described in Sec. VA. For each event category the relative fraction of events that have correctly matched top-quark pairs is presented. The measure of accuracy is based on a geometrical matching in the η - ϕ plane. Specifically the matched top buckets are required to be within $\Delta R = 0.3$ of a simulated top quark. The momenta of the simulated top quarks are evaluated immediately before the decay. The errors indicate the statistical uncertainty only.

Top buckets category	Fraction of events [%]		Matched top-quark pairs [%]	
	SM $t\bar{t}$	$Z'_{\text{TC}2}$ (850 GeV)	SM $t\bar{t}$	$Z'_{\text{TC}2}$ (850 GeV)
(t_0, t_0)	16.5 ± 0.3	12.6 ± 0.7	57.1 ± 1.0	63.6 ± 2.7
(t_-, t_-)	17.5 ± 0.3	15.0 ± 0.9	66.7 ± 0.9	74.2 ± 2.6
(t_-, t_W)	7.8 ± 0.2	7.9 ± 0.8	72.2 ± 1.3	80.0 ± 3.9
(t_W, t_-)	30.2 ± 0.4	30.9 ± 1.2	78.9 ± 0.6	82.6 ± 1.5
(t_W, t_W)	28.0 ± 0.4	33.6 ± 1.3	88.7 ± 0.5	90.7 ± 1.1

TABLE II. Performance of the boosted $t\bar{t}$ reconstruction in the boosted analysis estimated using simulated SM $t\bar{t}$ and $Z'_{\text{TC}2}$ (3 TeV) events in the fully hadronic final state. The fraction of events in each of the eight possible boosted signal regions is shown for all events satisfying the selection criteria described in Sec. VA, together with the relative fraction of events that have correctly matched top-quark pairs. The measure of accuracy is based on a geometrical matching in the η - ϕ plane. Specifically the matched large- R jets are required to be within $\Delta R = 0.4$ of a simulated top quark. The notation used to define each signal region is described in Sec. VC. The momenta of the simulated top quarks are evaluated immediately before the decay. The errors indicate the statistical uncertainties only.

Signal region category	Fraction of events [%]		Matched top-quark pairs [%]	
	SM $t\bar{t}$	$Z'_{\text{TC}2}$ (3 TeV)	SM $t\bar{t}$	$Z'_{\text{TC}2}$ (3 TeV)
Medium R1 1b	1.80 ± 0.07	2.41 ± 0.08	89.8 ± 4.4	86.7 ± 4.1
Medium R1 2b	5.24 ± 0.11	4.39 ± 0.10	94.0 ± 2.7	84.3 ± 2.8
Tight R1 1b	2.55 ± 0.08	2.07 ± 0.10	93.8 ± 4.0	83.5 ± 4.2
Tight R1 2b	7.75 ± 0.14	4.18 ± 0.10	97.2 ± 2.3	83.5 ± 2.8
Medium R2 1b	1.20 ± 0.06	1.99 ± 0.07	83.8 ± 5.3	86.4 ± 4.4
Medium R2 2b	3.13 ± 0.09	3.08 ± 0.08	91.4 ± 3.3	86.3 ± 3.3
Tight R2 1b	0.89 ± 0.05	1.54 ± 0.06	90.0 ± 6.6	89.8 ± 5.2
Tight R2 2b	2.25 ± 0.07	2.59 ± 0.07	93.9 ± 4.1	86.5 ± 3.6

of the large- R jet. To distinguish fully contained top quarks with a three-prong structure from other backgrounds dominated by a single-prong or two-prong structure, the τ_{32} variable defined as $\tau_{32} = \tau_3/\tau_2$ is used as a discriminant. Since there are two top quarks in signal events, the τ_{32} variables from the two leading large- R jets are used to construct a single likelihood ratio $L_{\tau_{32}}$, which is then used to suppress the multijet background. The likelihood ratio is computed as $L_{\tau_{32}} = P_s/(P_s + P_b)$ where P_s and P_b are the probability density functions for the signal and background, respectively, obtained from MC simulations (see Sec. IV). The performance of the $t\bar{t}$ reconstruction in the boosted analysis is summarized in Table II, where signal regions as defined in Sec. VC are used for illustration. The resolution of the reconstructed $t\bar{t}$ mass for the boosted analysis is typically 10%.

C. Event categorization

For both the resolved and boosted analyses, the reconstructed events are categorized into several sub samples used for the signal search and background estimation.

In the resolved analysis, events satisfying the preselection criteria in Sec. VA are classified according to the reconstructed top buckets and number of b -tagged jets in the events. The combination of four possible pairs of top buckets, (t_W, t_W) , (t_W, t_-) , (t_-, t_-) and (t_0, t_0) , and the two b -tagging criteria, i.e., (1) satisfying the tight or (2) satisfying the loose but failing to satisfy the tight efficiency working points for both b -tagged jets, are used to classify events into eight different regions A–D, A_0 , A_- , C_0 and C_- defined in Table III. By construction those regions have no overlapping events. Region D, which contains events with (t_W, t_W) buckets and tight b -tagged jets, is the most sensitive to the benchmark signals and hence chosen to be the main signal region (SR) for the resolved analysis. Regions A–C are used in a joint likelihood fit with the SR to extract the multijet background in the SR as detailed in Sec. VI. The regions with the (t_-, t_-) and (t_0, t_0) buckets (A_0 , A_- , C_0 and C_-) are used to estimate systematic uncertainties associated with the multijet background modeling (see Sec. VII).

In the boosted analysis, preselected events are first categorized by the number of tight b -tagged track-jets

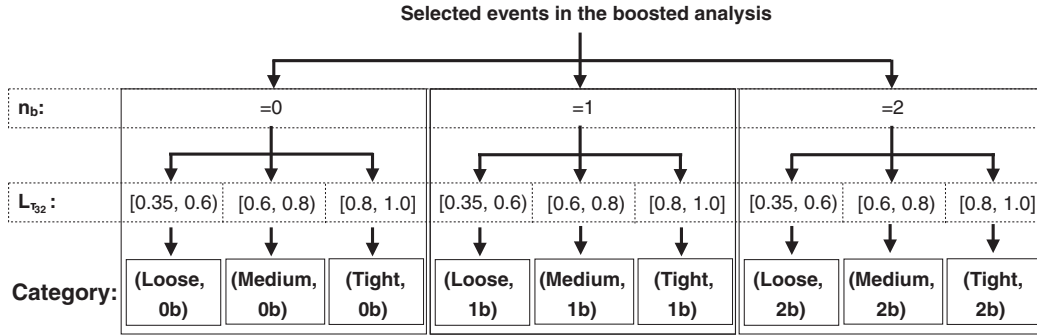
TABLE III. Event categorization in the resolved analysis. The multijet-enriched regions A–C and the main signal region D, as well as the additional validation regions A_0 , A_- , C_0 , C_- selected with looser requirements on the top-quark pair candidates are shown. The events are also classified according to the two b -tagging criteria, i.e., satisfying the tight or satisfying the loose but failing to satisfy the tight efficiency working points for both b -tagged jets. The expected fraction of $t\bar{t}$ events to the total background events in each region, as estimated from the simulation, is given in parentheses. The error indicates the statistical uncertainty only.

Top buckets category	(t_0, t_0)	(t_-, t_-)	(t_W, t_-)	(t_W, t_W)
Loose b -tag	A_0 (2.1 ± 0.0)%	A_- (4.2 ± 0.1)%	A (12.3 ± 0.2)%	B (38.9 ± 0.9)%
Tight b -tag	C_0 (8.0 ± 0.1)%	C_- (16.9 ± 0.2)%	C (44.9 ± 0.5)%	D (79.6 ± 1.3)%

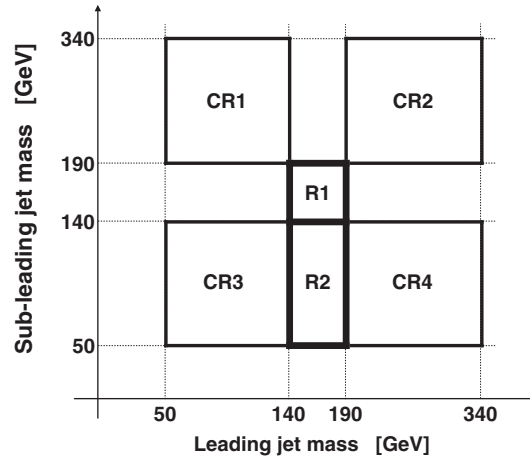
(n_b) and the τ_{32} -likelihood ratio ($L_{\tau_{32}}$) as shown in Fig. 2(a). Most signal events have $n_b = 1$ or 2, which define the 1 b and 2 b regions. The events with $n_b = 0$ (0 b region) are used to model the multijet background.

For the $L_{\tau_{32}}$ variable, the three criteria $0.35 \leq L_{\tau_{32}} < 0.6$, $0.6 \leq L_{\tau_{32}} < 0.8$ and $0.8 \leq L_{\tau_{32}} \leq 1.0$ define Loose, Medium and Tight regions, respectively, while $0.35 \leq L_{\tau_{32}} < 1.0$ is referred to as Inclusive. The lower boundaries of the Tight and Medium regions are determined by

optimizing the signal sensitivity while the lower boundary of the Loose region is used to ensure that events have kinematic properties similar to those in the Tight and Medium regions. The Loose region is used for validation of the background estimation across the $L_{\tau_{32}}$ regions (see Sec. VI for details). The possible contamination from Z'_{TC2} signal events in the Loose region is a few percent as estimated for a signal with a cross section that has already been excluded by previous analyses. It is hence negligible



(a)



(b)

FIG. 2. Schematic diagram of the event categorization in the boosted analysis. (a) Events selected in the boosted analysis are classified into nine categories based on the number of tight b -tagged jets (n_b) and $L_{\tau_{32}}$, i.e., Loose, Medium and Tight regions for $n_b = 0, 1$ and 2. At least two loose b -tagged jets are already required in the preselection. The region $0.35 \leq L_{\tau_{32}} < 1.0$ is referred to as Inclusive. (b) In each category, events are further classified into three regions, R1, R2 and CR1–4, according to the leading and sub-leading large- R jet masses.

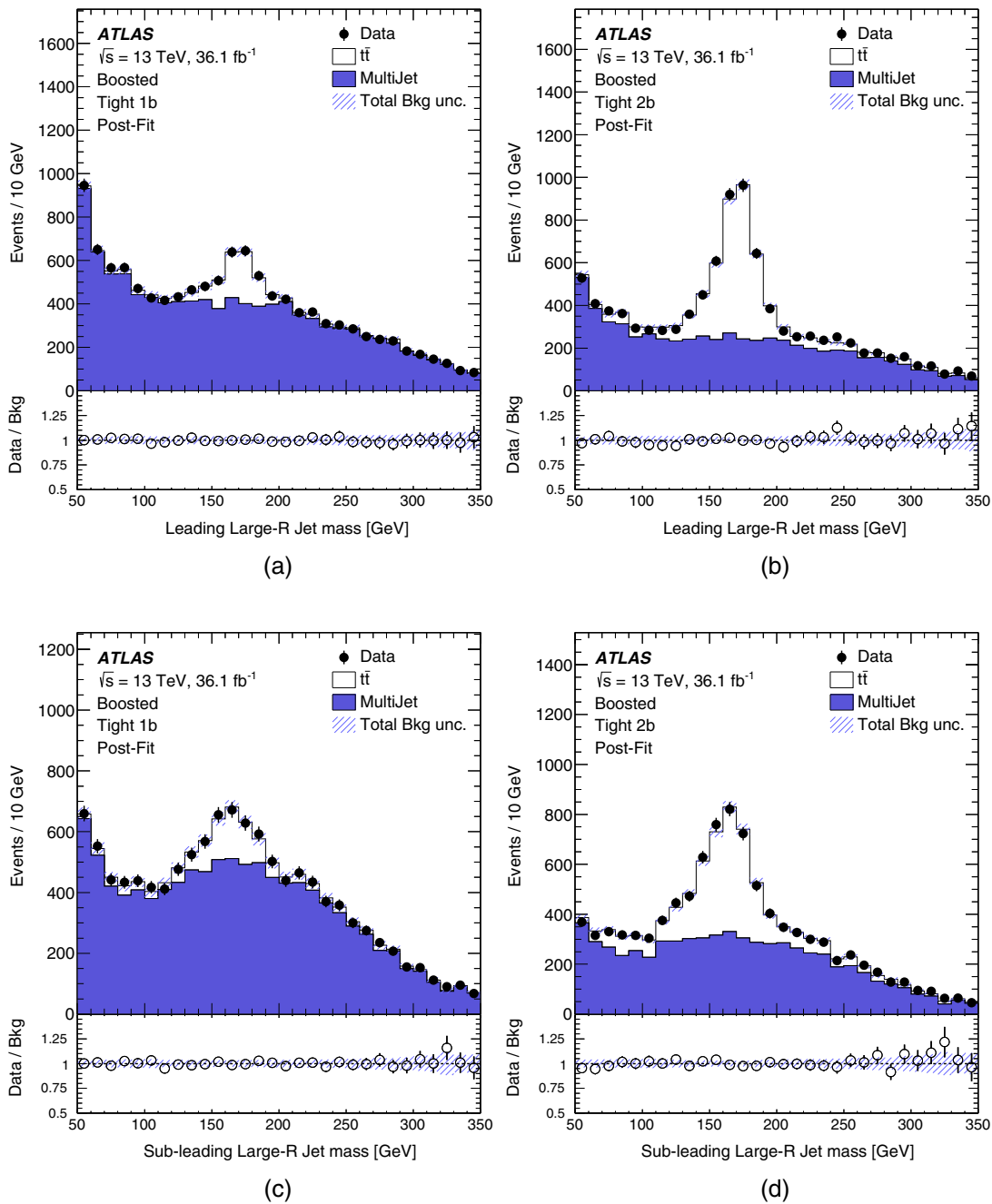


FIG. 3. Comparison between data and predicted background after the fit (“Post-Fit”) in events satisfying the criteria for the Tight $L_{\tau_{32}}$ requirement and one (a),(c) or two (b),(d) b -tagged jets in the boosted analysis. Shown are (a),(b) the mass of the leading reconstructed top-quark candidate, and (c),(d) the mass of the sub-leading reconstructed top-quark candidate. The background components are shown as stacked histograms and the shaded areas around the histograms indicate the total systematic uncertainties after the fit. The lower panel of the distribution shows the ratio of data to the background prediction. The multijet contribution also contains all other small non- $t\bar{t}$ backgrounds.

for the signals with higher masses, which have lower predicted cross sections, and also for other benchmark signals with kinematic properties similar to the Z'_{TC2} . In each category, events are further classified into different regions using the masses m_{J_1} and m_{J_2} of large- R jets with the leading and sub-leading p_T as shown in Fig. 2(b).

Representative distributions of the jet masses are shown in Fig. 3 for events satisfying the (Tight, 1b) or (Tight, 2b) requirements. The jet mass distributions are shown for the data and background predictions obtained after the fit to data (“Post-Fit”), as detailed in Sec. VIII. Signal regions are defined in the ranges $140 < m_{J_{1,2}} < 190$ GeV (denoted by R1)

TABLE IV. List of the event categories considered in the boosted analysis. The index i is the region number defined in Fig. 2(b). The indices j and k correspond to the $L_{\tau_{32}}$ and n_b categories, respectively, defined in Fig. 2(a). The $\text{TR}i(\text{Inclusive}, 0b)$ is used to estimate the multijet background shape in the $\text{SR}i(j, k)$ and the $\text{CR}i(\text{Inclusive}, k)$ are used to estimate the shape correction.

	Category	Mass region	i	j	k
Signal region (SR)	$\text{SR}i(j, k)$	R_i	1, 2	Medium, Tight	$1b, 2b$
Validation region (VR)	$\text{VR}i(j, k)$	R_i	1, 2	Loose	$1b, 2b$
Control region (CR)	$\text{CR}i(j, k)$	$\text{CR}i$	1, ..., 4	Loose, Medium, Tight, Inclusive	$0b, 1b, 2b$
Template region (TR)	$\text{TR}i(j, k)$	R_i	1, 2	Loose, Medium, Tight, Inclusive	$0b$

or $140 < m_{J_1} < 190$ GeV and $50 < m_{J_2} < 140$ GeV (denoted by R2). About 38% (34%) of the $Z'_{\text{TC}2}$ signal events with $m_{Z'_{\text{TC}2}} = 1.5$ TeV (3 TeV) fall into the region R1. In some cases, not all partons from the top-quark decay ($q\bar{q}'b$) are fully contained within the large- R jet, in particular at low p_T . In the higher- p_T region above 1.2 TeV, the large- R jets contain all the decay products of the top quark more than 90% of the time, but the mass resolution deteriorates and the number of jets lost due to final state radiation increases as a function of p_T . Consequently, a significant fraction of signal events (28% and 27% at $m_{Z'_{\text{TC}2}} = 1.5$ and 3 TeV, respectively) have a lower mass for the sub-leading large- R jets, falling into the region R2 of $50 < m_{J_2} < 140$ GeV. Therefore, eight SRs are considered in the boosted analysis, namely the R1 and R2 mass regions for each combination of the Tight or Medium $L_{\tau_{32}}$ requirement, and one or two tight b -tagged jets, as illustrated in Fig. 2 and Table IV. The same categories but with the Loose $L_{\tau_{32}}$ requirement are collectively called the validation region (VR). The regions labeled as control regions CR1–4 in Fig. 2(b) are used to determine the normalization of multijet backgrounds separately for the SR and VR. The mass regions R1 and R2 in the $0b$ region are used to extract the shape of the multijet backgrounds in the SR and VR and are collectively called the template region (TR). The details of the multijet background estimation are discussed in Sec. VI.

The normalized reconstructed $m_{\bar{t}\bar{t}}$ distributions, $m_{\bar{t}\bar{t}}^{\text{reco}}$, in the resolved main SR (region D) and one of the most sensitive boosted SRs [R1(Tight, $2b$)] are shown in Fig. 4 for different masses of the hypothesized particle in each of the benchmark signal scenarios considered. The acceptance times efficiency as a function of the top-quark pair invariant mass, $m_{\bar{t}\bar{t}}$, at the generator level for SR selections are shown in Fig. 5. Due to the spin nature of the resonance, the two top quarks from the spin-2 graviton G_{KK} (spin-1 $Z'_{\text{TC}2}$) are likely to be produced in the barrel (endcap) region. Hence the acceptance for the G_{KK} signal is higher than that of the $Z'_{\text{TC}2}$ or g_{KK} signals.

VI. BACKGROUND ESTIMATION

The main SM backgrounds in both the resolved and boosted analyses are from SM production of $\bar{t}\bar{t}$ pairs and multijet processes. The $\bar{t}\bar{t}$ events are predicted from

simulation as described in Sec. IV. The multijet backgrounds are estimated using multijet-enriched regions A–C. The data-driven estimation methods are validated in dedicated validation regions. Contributions from the production of single top quarks, W/Z bosons in association with jets, and dibosons (WW , WZ and ZZ) are negligibly small and are accounted for in the multijet background estimate.

The resolved analysis exploits a double-sideband likelihood method to estimate the multijet background contribution in each of the regions A–D, defined in Table III. The $m_{\bar{t}\bar{t}}^{\text{reco}}$ templates extracted from the regions A and B, by subtracting the simulated SM $\bar{t}\bar{t}$ contribution, are used to model the multijet background shape in the region C and the main signal region D, respectively. It is confirmed that the simulated SM $\bar{t}\bar{t}$ sample can model the data well by comparing the kinematic distributions observed in the $\bar{t}\bar{t}$ -enriched data and the $\bar{t}\bar{t}$ simulation sample. The multijet yields in the main signal region D are first estimated by multiplying the yield in B by the ratio of the yields in C and A, assuming no contamination from signal in the regions A–C and no correlation between top- and b -tagging requirements. This first estimation is used to get the input values of the unconstrained normalization parameters in the following likelihood fit. The presence of a possible contamination from signal in the multijet-enriched regions A–C, the correlation between the top- and b -tagging variables and the subtraction of the SM $\bar{t}\bar{t}$ background in the multijet background estimate are then taken into account by performing a likelihood fit to the data $m_{\bar{t}\bar{t}}^{\text{reco}}$ distributions in all the regions A–D. This simultaneous likelihood fit allows the multijet background from the three multijet-enriched regions A–C to be estimated and the probability of compatibility of expected backgrounds with observed data in the main signal region D to be quantified at the same time, as described in Sec. VIII. Systematic uncertainties associated with the data-driven method discussed in Sec. VII B are considered in the fit as nuisance parameters.

For the boosted analysis, the multijet yield in a SR is estimated by multiplying the multijet yield in the corresponding TR by the normalization factor (F_N) obtained by comparing the data yields in the CR between $1b$ or $2b$ and $0b$ regions. For a $\text{SR}i(j, k)$ with the jet mass requirement i , $L_{\tau_{32}}$ requirement j and n_b requirement k (defined in Table IV), the multijet yield $N_{\text{SR}i(j,k)}^{\text{MJ}}$ is obtained by

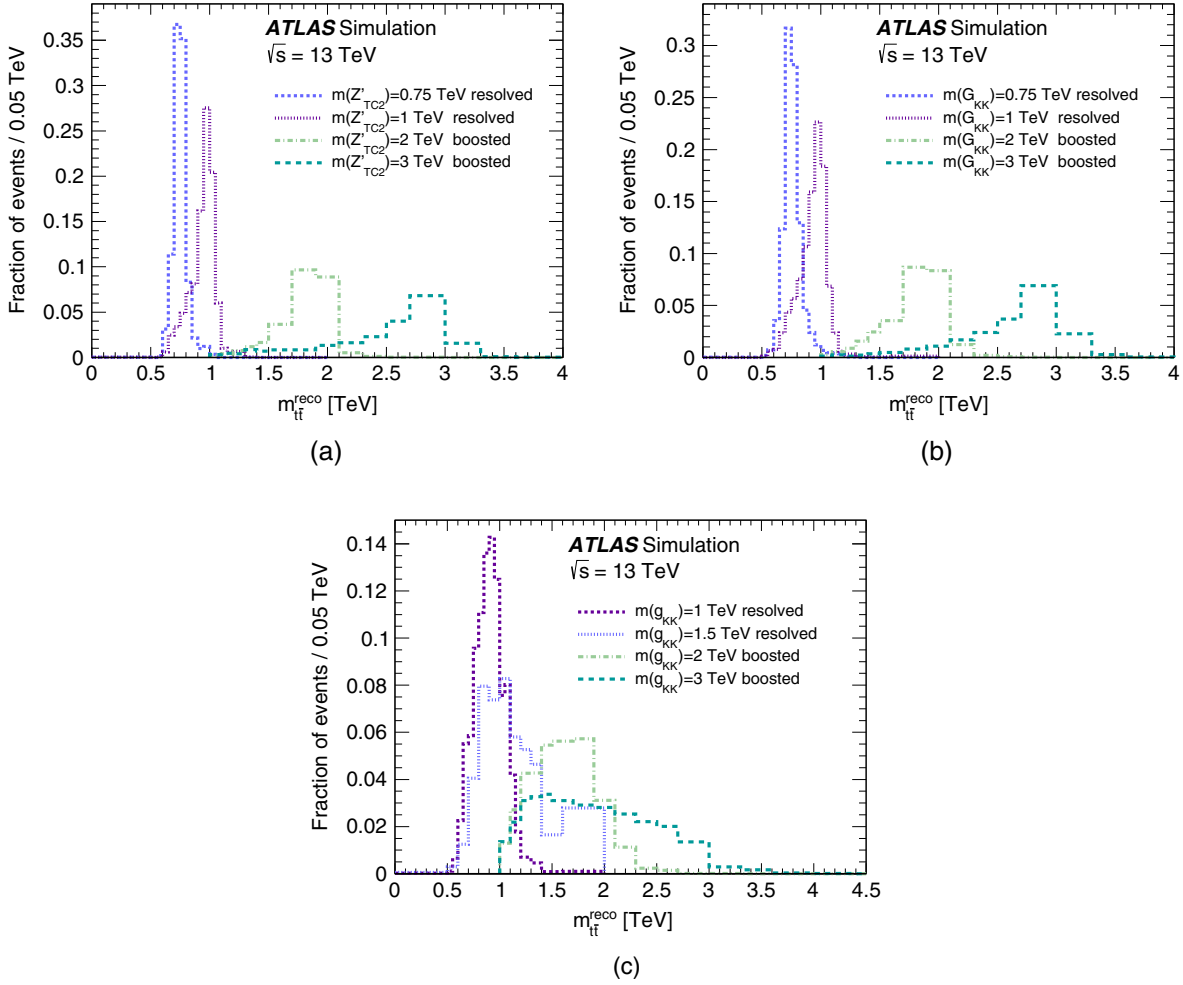


FIG. 4. Normalized $m_{\bar{t}t}^{\text{reco}}$ distributions for simulated signal samples of (a) $pp \rightarrow Z'_{\text{TC}2} \rightarrow \bar{t}t$, (b) $pp \rightarrow G_{\text{KK}} \rightarrow \bar{t}t$ and (c) $pp \rightarrow g_{\text{KK}} \rightarrow \bar{t}t$. The benchmark signals with masses of 0.75, 1 or 1.5 TeV reconstructed in region D of the resolved analysis, and with masses of 2 and 3 TeV reconstructed in the R1(Tight, 2b) region of the boosted analysis are shown. The 3 TeV g_{KK} signal has a broader $m_{\bar{t}t}^{\text{reco}}$ distribution without an apparent peak at the generated mass because the g_{KK} signal is much wider than other signals and the lower mass region is further enhanced by the parton luminosity effect.

$$N_{\text{SR}i(j,k)}^{\text{MJ}} = F_{\text{N}}(j,k) \times N_{\text{TR}i(j,0b)}^{\text{MJ}},$$

where the $N_{\text{TR}i(j,0b)}^{\text{MJ}}$ is the event yield in the $\text{TR}i(j, 0b)$. The normalization factor for the SR with the selection (j, k) , $F_{\text{N}}(j, k)$, is defined as

$$F_{\text{N}}(j, k) = \frac{\sum_i N_{\text{CR}i(j,k)}^{\text{MJ}}}{\sum_i N_{\text{CR}i(j,0b)}^{\text{MJ}}},$$

where the $N_{\text{CR}i(j,k)}^{\text{MJ}}$ is the multijet yield in the $\text{CR}i(j, k)$. The $N_{\text{CR}i(j,k)}^{\text{MJ}}$ is obtained from data by subtracting the simulated SM $\bar{t}t$ background. The normalization factors obtained separately from the four CRs ($\text{CR}i$; $i = 1, \dots, 4$) with the selection (j, k) are found to be comparable within the statistical uncertainty; therefore they are averaged into a single $F_{\text{N}}(j, k)$ value for improved statistical accuracy.

The obtained $F_{\text{N}}(j, k)$ is about 2.4 (1.4) with a relative uncertainty of about 2% for $k = 1b$ (2b), and is the same for both $j = \text{Medium}$ and Tight within the statistical uncertainty. Contributions from the SM $\bar{t}t$ background in the TR are about 3% and 1% for mass regions R1 and R2, respectively. The contamination from the SM $\bar{t}t$ in the CR is less than 1% for the $0b$ region and a few percent for the $1b$ and $2b$ regions, and at most 9% in the $\text{CR}(\text{Tight}, 2b)$ category.

For the multijet background shape, the inclusive $L_{\tau_{32}}$ range [0.35, 1.0] is used in the TR [$\text{TR}i(\text{Inclusive}, k)$] to improve the statistical accuracy after checking the compatibility of the $m_{\bar{t}t}^{\text{reco}}$ shapes in the three $L_{\tau_{32}}$ regions. However, the templates are extracted separately for R1 and R2 as they have non-negligible differences. The estimated multijet shapes are further corrected to account for the p_{T} -dependence of the b -tagging efficiency as observed in the simulation. This is performed by using

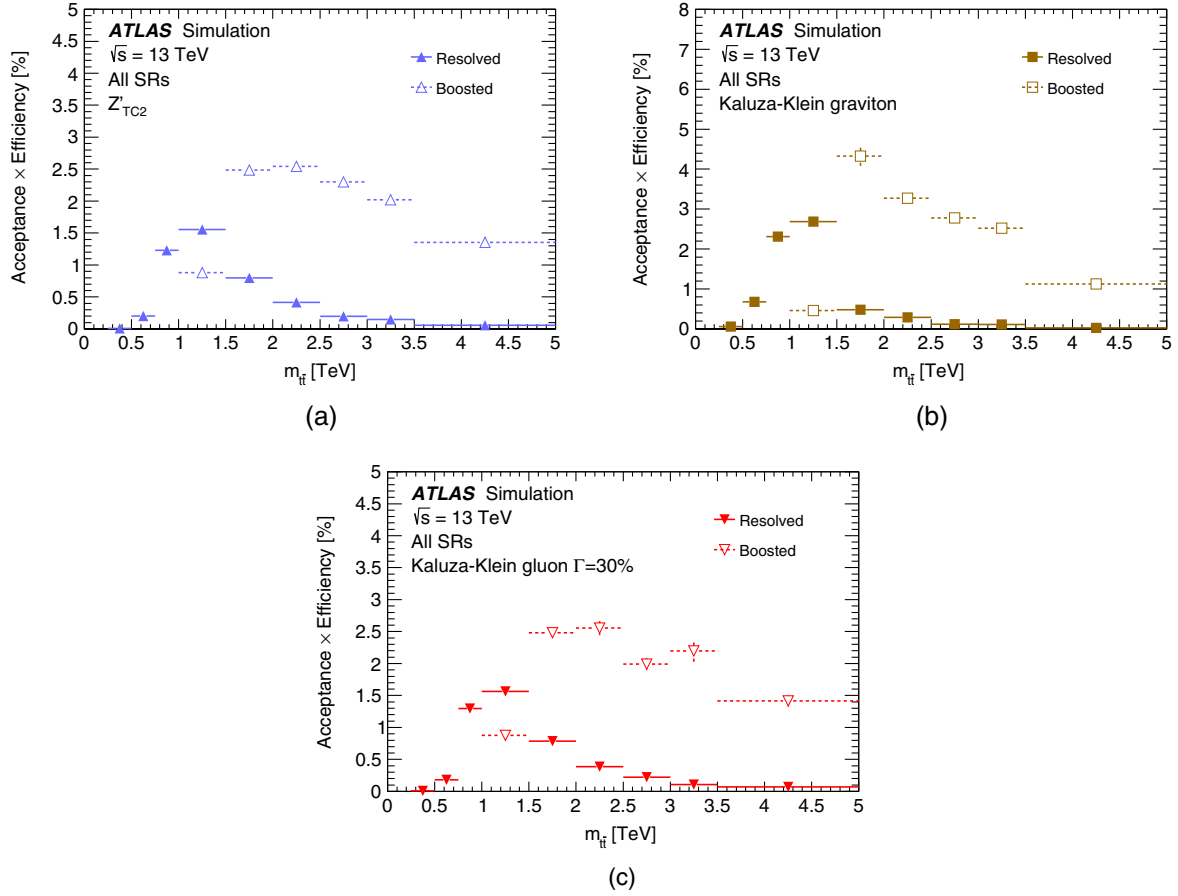


FIG. 5. Acceptance times selection efficiency as a function of $m_{t\bar{t}}$ for all regions A–D in the resolved analysis and the combination of all SRs in the boosted analysis. The momenta of top and antitop quarks evaluated at the generator level before final state radiation are used to define $m_{t\bar{t}}$. The efficiency calculation includes the branching fractions of the $t\bar{t}$ system into all possible final states. (a) is Z'_{TC2} , (b) is G_{KK} , and (c) is g_{KK} .

the scalar sum of the p_T of the two leading large- R jets, p_T^{sum} , and comparing the p_T^{sum} distributions of the CR events in the $1b$ and $2b$ regions with the ones in the $0b$ region in the simulated multijet events. The inclusive $L_{\tau_{32}}$ range and the sum of the four CRs (CR1–4) are used for this study. The shape correction is then extracted separately for the $1b$ and $2b$ regions by performing a fit to the ratio of the distributions. Finally, in order to reduce the statistical fluctuation of the predicted multijet contribution at high mass, the estimated $m_{t\bar{t}}^{\text{reco}}$ distribution in the SR is fit in the range from 1.2 to 4 TeV using an exponential function and the prediction replaced with the fit result above 1.5 TeV. The same procedure is applied to the simulated SM $t\bar{t}$ events to improve the statistical accuracy. The method used to estimate the multijet background is validated in the $\text{VR}i(\text{Loose}, k)$, where good agreement is seen between the observed data and the prediction from the $\text{TR}i(\text{Inclusive}, 0b)$ for $i = 1$ and 2 and $k = 1b$ and $2b$.

VII. SYSTEMATIC UNCERTAINTIES

There are two categories of systematic uncertainties considered in the analysis: experimental uncertainties

associated with the detector response and reconstruction algorithms, and uncertainties in the background modeling.

Each source of systematic uncertainty is considered to be uncorrelated with other sources, while it is treated as being fully correlated across event categories and between processes, whenever appropriate. In addition, statistical uncertainties in the signal and background predictions due to the limited amount of simulated data are taken into account.

A. Experimental uncertainties in simulated samples

The SM $t\bar{t}$ and signal predictions are subject to experimental systematic uncertainties because they are estimated using simulated events. Dominant sources of the experimental systematic uncertainty are associated with the small- R and large- R jet energy scales (JES), jet energy resolutions (JER) and b -tagging.

The small- R JES uncertainty is derived using a combination of simulation, test-beam data, and *in situ* measurements [59]. Additional contributions from jet flavor

composition, punch-through, single-particle response, calorimeter response to different jet flavors and pileup are taken into account, resulting in a total of 21 systematic uncertainty components. The total JES uncertainty is typically 4% at $p_T = 25$ GeV and varies from 1% to 3% at $p_T > 75$ GeV. The small- R JER uncertainty (typically 2%–3% at $p_T = 50$ GeV) obtained from an *in situ* measurement of jet response using dijet events [59] is also included. The uncertainty in the efficiency of the jet vertex tagger (Sec. VA) is also considered following Ref. [60]. The impact on the total background yield (for a 850 GeV Z'_{TC2} signal) in the resolved analysis is about 9% (11%) for the JES uncertainty and 3% (11%) for the JER uncertainty.

The large- R JES uncertainties are estimated with the R_{trk} method using dijet data control samples [68,73]. The method assumes that the track-related uncertainties are uncorrelated with the calorimeter cluster-related uncertainties. The procedure works by measuring the ratio r_{trk} of an observable (which can be the p_T , m_J or τ_{32} variables) using calorimeter jets to that using track-jets reconstructed within the same detector region. The deviation of the average data-to-simulation ratio $\langle R_{\text{trk}} \rangle = \langle r_{\text{trk}}^{\text{data}} \rangle / \langle r_{\text{trk}}^{\text{MC}} \rangle$ from unity is taken as the uncertainty, together with the uncertainties associated with the track measurement, charged particle multiplicity modeling in simulation and the statistical uncertainty of the dijet sample. The impact on the total background yield (for a 3 TeV Z'_{TC2} signal) in the boosted analysis is about 3% (4%) for the large- R JES uncertainty and 3% (2%) for the large- R JER uncertainty.

Correction factors to the simulated event samples are applied, separately for small- R jets and track-jets, to compensate for differences observed between data and simulation in the b -tagging efficiency of b -, c - and light-quark and gluon-induced jets [62]. The correction factor for b -jets is derived from $t\bar{t}$ events with final states containing two leptons, and is consistent with unity within uncertainties at the level of a few percent over most of the jet p_T range. Uncertainties in the correction factors for the b -tagging identification efficiency result in a variation of the total background yield of about 5% (4%) for the resolved (boosted) analysis. Uncertainties due to possible correlations between the correction factors in the signal and control regions are checked to have a negligible impact on the final results. An additional term is included to extrapolate the measured uncertainties to the high- p_T region of interest. This term is calculated from simulated events by considering variations of the quantities affecting the b -tagging performance such as the impact parameter resolution, percentage of poorly measured tracks, description of the detector material, and track multiplicity per jet. The impact on the 3 TeV Z'_{TC2} signal yield due to such high- p_T extrapolation uncertainty is about 3%.

In addition, smaller uncertainties associated with the luminosity measurement and the trigger efficiency are considered. The uncertainties associated with electron and muon reconstruction and identification are found to be negligible.

The uncertainty in the combined 2015 + 2016 integrated luminosity is 2.1%. It is derived, following a methodology similar to that detailed in Ref. [74], and using the LUCID-2 detector for the baseline luminosity measurements [75], from calibration of the luminosity scale using x - y beam-separation scans. The pileup modeling uncertainty is considered by varying the average number of pp collisions in simulated events.

In the resolved analysis the trigger efficiency is corrected around the jet p_T threshold at the trigger level. The uncertainty in the correction factor, estimated to be below 1%, is dominated by the statistical uncertainty of the lower-threshold trigger data. In the boosted analysis the uncertainty in the trigger efficiency is found to be negligible.

B. Background modeling uncertainties

In this section, uncertainties associated with the data-driven estimates of multijet background and theory uncertainties in the SM $t\bar{t}$ prediction are discussed.

As discussed in Sec. VI, in both the resolved and boosted analyses the multijet background in the SRs is estimated by extrapolating the $m_{t\bar{t}}^{\text{reco}}$ shape obtained from the regions where the b -tagging criterion is loosened compared with that in the SRs. Uncertainties in the $m_{t\bar{t}}^{\text{reco}}$ shape and the yield of the multijet background are estimated separately as follows.

The different b -tagging criteria between the signal and control regions could produce a bias in the predicted $m_{t\bar{t}}^{\text{reco}}$ distributions. In the resolved analysis this effect is estimated by comparing the $m_{t\bar{t}}^{\text{reco}}$ distributions in the validation regions A_0 and C_0 (see Table III) and the difference observed is assigned as a systematic uncertainty in the multijet background shape. The assumption that the potential bias is caused by the b -tagging instead of top-quark tagging is verified by repeating the same procedure using the validation regions A_- and C_- , which gives a result comparable to the one from the validation regions A_0 and C_0 . For the boosted analysis, the variations of the correction factor applied to the p_T^{sum} distribution (see Sec. VI) are considered as an uncertainty in the multijet background shape. These include the statistical uncertainty of the multijet simulation samples and a small residual difference observed in the $m_{t\bar{t}}^{\text{reco}}$ distributions after the shape correction. A possible bias arising from using the inclusive $L_{\tau_{32}}$ range [0.35, 1.0] for the multijet template extraction from $\text{TRi}(\text{Inclusive}, 0b)$ is also taken into account as a source of systematic uncertainty. The multijet $m_{t\bar{t}}^{\text{reco}}$ distribution obtained from $\text{TRi}(\text{Inclusive}, 0b)$ is compared with those obtained from the individual $L_{\tau_{32}}$

regions [TRi($j, 0b$); $j = \text{Medium and Tight}$] and the maximum difference in shape is considered.

The impact on the multijet yield due to correlation between the top- and b -quark tagging variables in the resolved analysis is evaluated by using the (t_0, t_0) or (t_-, t_-) categories instead of the (t_W, t_-) category. As a result, an uncertainty of 20% is added to the normalization of the multijet background, resulting in a 3% uncertainty in the total background yield. In the boosted analysis, the uncertainty in the multijet background normalization is estimated by taking the maximum deviation of the expected yields in the four CRs from the average. This leads to a 3% uncertainty in the overall background yield.

There are several sources of theoretical uncertainties affecting the modeling of SM $t\bar{t}$ background processes in all regions including signal, control and validation regions. The cross-section uncertainty given in Sec. IV accounts for the choice of PDF and strong coupling constant calculated using the PDF4LHC prescription [76] with the MSTW2008 68% C.L. NNLO [55,77], CT10 NNLO [33,34] and NNPDF2.3 5f FFN [47] PDF sets, as well as the renormalization and factorization scale uncertainties. In addition to this pure normalization uncertainty, the following modeling uncertainties affecting both the acceptance and shape of the $t\bar{t}$ kinematic distributions are considered. The impact from the modeling of extra QCD radiation is evaluated using POWHEG+PYTHIA samples in which the renormalization and factorization scales and the h_{damp} parameter are varied within the ranges consistent with the measurements of $t\bar{t}$ production in association with jets [78–80]. Additionally, the uncertainty in the $t\bar{t}$ event kinematics due to higher-order QCD effects is considered by adding an uncertainty covering the difference between NLO and NNLO QCD calculations of $t\bar{t}$ production. The recent QCD calculations in Ref. [81] are used to derive the difference, which is applied as a function of top-quark p_T and the transverse momentum of the $t\bar{t}$ system at the particle level taking into account the final-state radiation, to estimate this uncertainty. The variation of the event yield at the reconstruction level is less than 4% at $m_{t\bar{t}}^{\text{reco}}$ below 500 GeV, but approaches 11% at $m_{t\bar{t}}^{\text{reco}}$ of 1.2 TeV in the resolved analysis and 20% above 3 TeV in the boosted analysis. The electroweak corrections to top-quark kinematics in $t\bar{t}$ events have an associated uncertainty of about 10%, which varies as a function of $m_{t\bar{t}}^{\text{reco}}$ [45]. The uncertainty associated with the choice of event generator is evaluated by taking the difference between the predictions from the $t\bar{t}$ samples generated with POWHEG-BOX and aMC@NLO both interfaced to HERWIG++ v2.7.1 [82]. The uncertainty in the parton shower modeling is evaluated by comparing the $t\bar{t}$ events simulated with the default POWHEG+PYTHIA with those with the same version of POWHEG-BOX but interfaced to

HERWIG 7 [82,83]. The uncertainty arising from the choice of PDF set is estimated by taking into account the variations from the PDF4LHC15 PDF set, which includes 30 separate uncertainty eigenvectors [50], and the difference between the nominal PDF4LHC15 and CT10 PDF sets. For the boosted analysis, an additional uncertainty is considered in the $m_{t\bar{t}}^{\text{reco}}$ shape due to the extrapolation procedure using an exponential function at high $m_{t\bar{t}}^{\text{reco}}$ above 1.5 TeV (Sec. VI). This includes the statistical uncertainty in the exponential fit and the stability of the fit results estimated by varying the fit range. The overall impact on the SM $t\bar{t}$ event yields from these uncertainties is estimated to be 29% in the resolved analysis and 24% in the boosted analysis.

VIII. STATISTICAL ANALYSIS

A binned maximum-likelihood fit to the $m_{t\bar{t}}^{\text{reco}}$ distributions is performed to estimate the signal and background yields, separately in the resolved and boosted analyses. The likelihood is defined as a product of the Poisson probabilities to observe n_i events when λ_i events are expected in bin i . The λ_i is expressed as $\lambda_i = \mu s_i(\boldsymbol{\theta}) + b_i(\boldsymbol{\theta})$ where μ is the signal strength, defined as a signal cross section in units of the theoretical prediction, to be determined by the fit, and $s_i(\boldsymbol{\theta})$ and $b_i(\boldsymbol{\theta})$ are the expected numbers of signal and background events, respectively. The fit includes two background components; $t\bar{t}$ and multijet processes, which are estimated by the simulated samples and the data-driven methods, respectively, as described in Sec. VI. The systematic uncertainties are taken into account as nuisance parameters, $\boldsymbol{\theta}$, constrained by Gaussian or log-normal penalty terms in the likelihood. Nuisance parameters are also determined by the fit, varying the normalization and shape of the $m_{t\bar{t}}^{\text{reco}}$ distribution for each component of the signal and background.

In the resolved analysis, the likelihood fit is performed simultaneously in the three multijet-enriched regions A–C and the main signal region D. In each region, the $m_{t\bar{t}}^{\text{reco}}$ distribution is divided into 19 bins spanning the range 0 to 2 TeV. The shape of the multijet background is determined by bin-by-bin unconstrained normalization factors. Assuming that the $m_{t\bar{t}}^{\text{reco}}$ shape does not depend on the b -tagging requirement, the bin-by-bin multijet normalization factors for regions A and C as well as for regions B and D are treated as fully correlated. In order to consider the normalization component not depending on the top-tagging requirement but depending on the b -tagging requirement, a common free-floating normalization factor is additionally applied to regions C and D. Thus, the correlation between the (t_W, t_-) and (t_W, t_W) categories is introduced in the background parameterization.

The SRs in the boosted analysis cover the $m_{t\bar{t}}^{\text{reco}}$ range between 1 and 6 TeV, which is divided into 19 bins. The fit is performed simultaneously in the eight SRs defined in

Sec. V C. The $m_{\tilde{t}\tilde{t}}^{\text{reco}}$ shape and normalization of the multijet background are constrained by the variations due to systematic uncertainties estimated in Sec. VII by using them as nuisance parameters in the fit.

A test statistic based on the profile likelihood ratio [84] is used to extract information about μ from a likelihood fit to data under the signal-plus-background hypothesis, separately for each model considered. The distributions of the

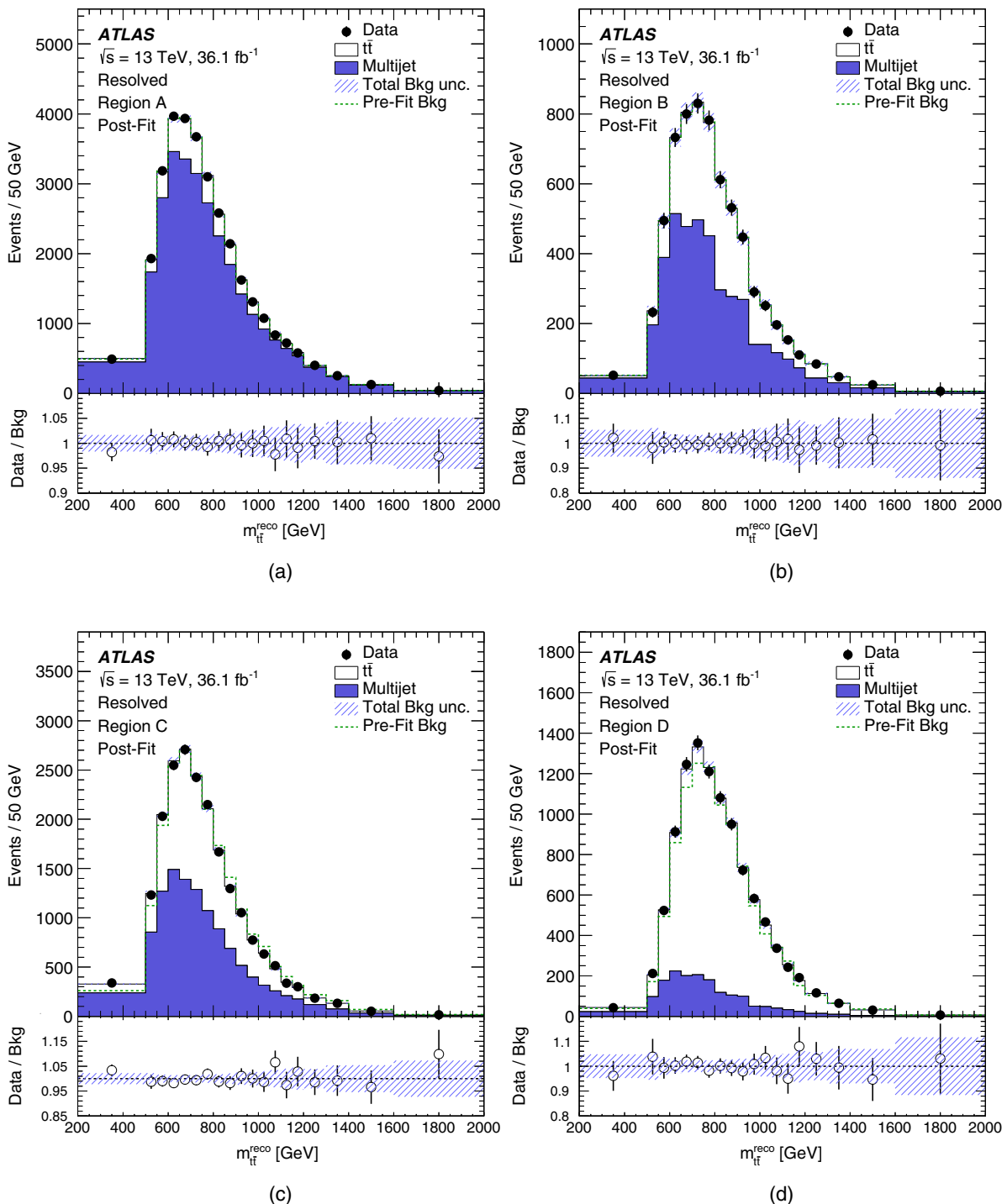


FIG. 6. Observed $m_{\tilde{t}\tilde{t}}^{\text{reco}}$ distributions in the multijet-enriched regions (a) A, (b) B, (c) C and (d) the main signal region D after the fit ("Post-Fit") under the background-only hypothesis for the resolved analysis. The shaded areas around the histograms indicate the total uncertainties in the background. The lower panel of the distribution shows the ratio of data to the fitted background prediction. The distributions before the fit are shown by the dashed lines and the background components are shown as stacked histograms. The multijet contribution also contains all other small non- $t\bar{t}$ backgrounds.

test statistic under the signal-plus-background and the background-only hypotheses are obtained from pseudo experiments. The probability that the observed data is compatible with the SM prediction is estimated by

computing the local p_0 value, defined as the probability to observe an excess at least as large as the one observed in data, under the background-only hypothesis. The global p_0 value is computed by considering the look-elsewhere effect

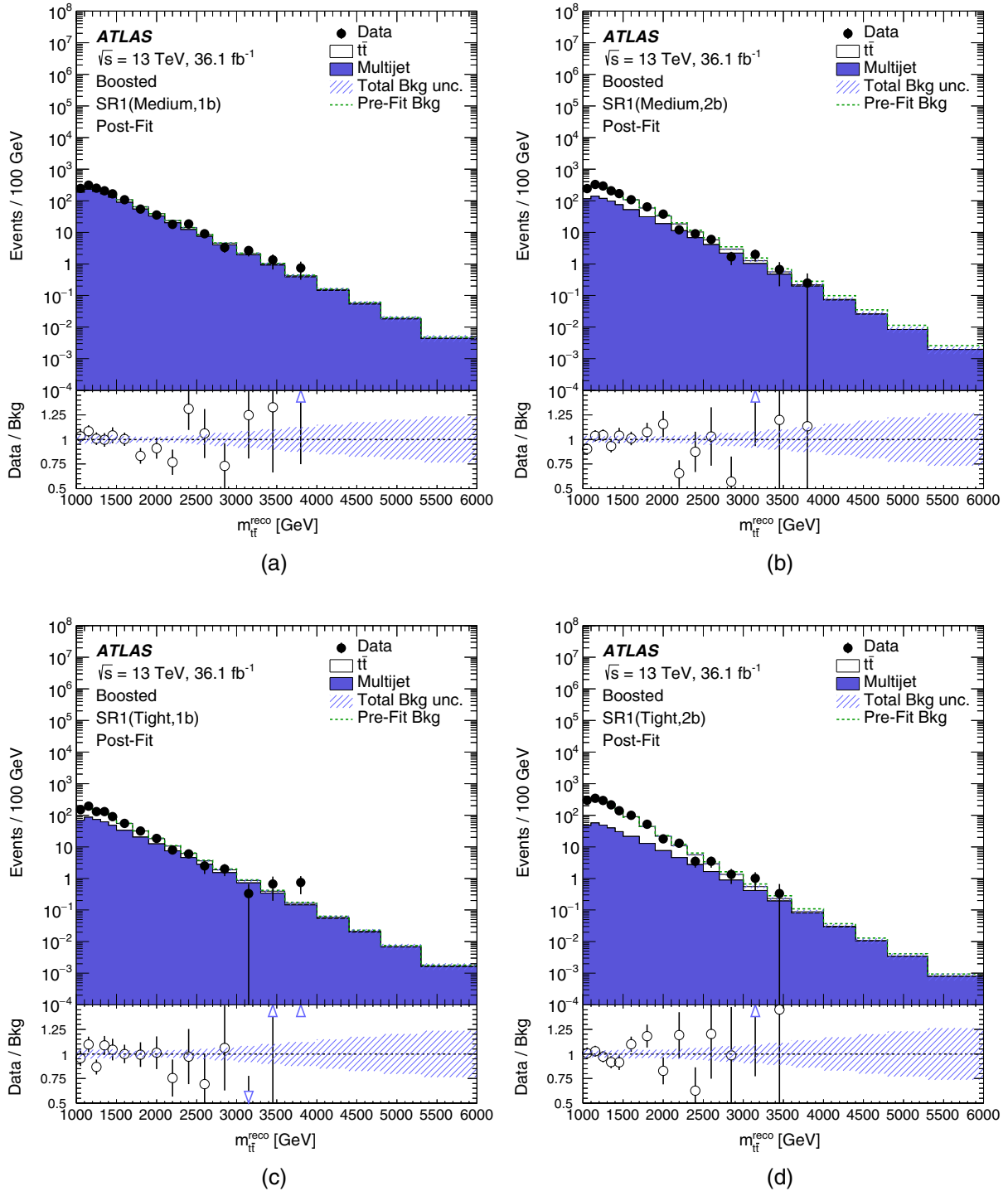


FIG. 7. Observed $m_{t\bar{t}}^{\text{reco}}$ distributions in (a) Medium R1 1b (b) Medium R1 2b (c) Tight R1 1b and (d) Tight R1 2b after the fit (“Post-Fit”) under the background-only hypothesis for the boosted analysis. The shaded areas around the histograms indicate the total uncertainties in the background. The lower panel of the distribution shows the ratio of data to the fitted background prediction. The open triangles indicate that the ratio values are outside the plotted range. The distributions before the fit are shown by the dashed lines and the background components are shown as stacked histograms. The multijet contribution also contains all other small non- $t\bar{t}$ backgrounds.

[85,86] associated with the multiple testing to scan the signal mass points. If no significant excess is observed over the background, expected and observed upper limits on the signal strength are set at 95% confidence level (C.L.) using

the CL_s prescription [87]. The results of the resolved and boosted analyses are compared in the $m_{\tilde{t}\tilde{t}}$ region covered by both analyses and the one providing the better expected limit is selected. The upper limits on μ are converted into

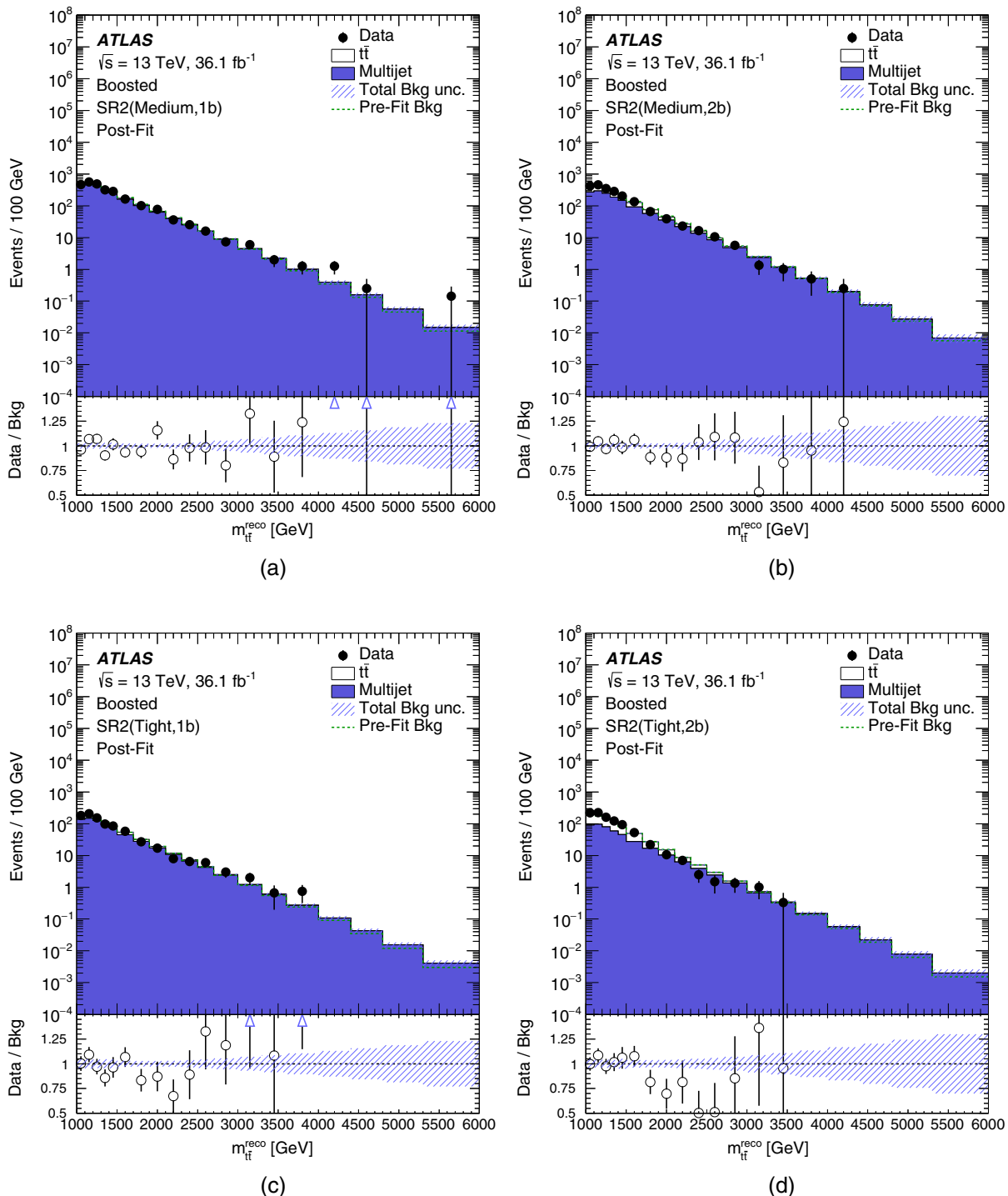


FIG. 8. Observed $m_{\tilde{t}\tilde{t}}^{\text{reco}}$ distributions in (a) Medium R2 1b (b) Medium R2 2b (c) Tight R2 1b and (d) Tight R2 2b after the fit (“Post-Fit”) under the background-only hypothesis for the boosted analysis. The shaded areas around the histograms indicate the total uncertainties in the background. The lower panel of the distribution shows the ratio of data to the fitted background prediction. The open triangles indicate that the ratio values are outside the plotted range. The distributions before the fit are shown by the dashed lines and the background components are shown as stacked histograms. The multijet contribution also contains all other small non- $\tilde{t}\tilde{t}$ backgrounds.

TABLE V. Expected and observed yields in the main signal region D and multijet-enriched regions A–C for the resolved analysis. The yields and their uncertainties are evaluated after the fit to data under the background-only hypothesis. The expected Z'_{TC2} signal yields with masses of 0.75 and 1 TeV are calculated using the $\mu = 1$ hypothesis. The multijet contribution also contains all other small non- $t\bar{t}$ backgrounds.

Type	Region A	Region B	Region C	Region D
$t\bar{t}$	4300 ± 280	2740 ± 190	9820 ± 460	8990 ± 250
Multijet (template)	31420 ± 770	4440 ± 360	12840 ± 530	1820 ± 250
Total background	35720 ± 770	7180 ± 370	22660 ± 350	10800 ± 190
Data	35722	7186	22665	10 821
$Z'_{\text{TC2}}(0.75 \text{ TeV})$	470 ± 68	367 ± 91	1200 ± 140	1200 ± 180
$Z'_{\text{TC2}}(1 \text{ TeV})$	460 ± 65	296 ± 37	1020 ± 130	1010 ± 150

TABLE VI. Expected and observed yields in the signal regions for the boosted analysis. The yields and their uncertainties are evaluated after the background-only fit to the data. The expected Z'_{TC2} signal yields with masses of 1.5 and 3 TeV are calculated using the $\mu = 1$ hypothesis. The multijet contribution also contains all other small non- $t\bar{t}$ backgrounds.

Type	SR1(Medium, 1b)	SR1(Medium, 2b)	SR1(Tight, 1b)	SR1(Tight, 2b)
$t\bar{t}$	320 ± 50	930 ± 50	440 ± 70	1350 ± 70
Multijet (template)	1360 ± 60	810 ± 50	510 ± 70	330 ± 50
Total background	1680 ± 40	1740 ± 40	950 ± 30	1680 ± 50
Data	1689	1730	952	1676
$Z'_{\text{TC2}}(1.5 \text{ TeV})$	100 ± 20	280 ± 20	150 ± 20	460 ± 30
$Z'_{\text{TC2}}(3 \text{ TeV})$	4 ± 1	8 ± 1	4 ± 1	8 ± 1

Type	SR2(Medium, 1b)	SR2(Medium, 2b)	SR2(Tight, 1b)	SR2(Tight, 2b)
$t\bar{t}$	250 ± 40	690 ± 60	190 ± 30	510 ± 40
Multijet (template)	2760 ± 60	1640 ± 70	820 ± 50	510 ± 50
Total background	3010 ± 50	2330 ± 50	1010 ± 30	1020 ± 30
Data	3006	2322	989	1021
$Z'_{\text{TC2}}(1.5 \text{ TeV})$	80 ± 10	210 ± 20	70 ± 10	190 ± 20
$Z'_{\text{TC2}}(3 \text{ TeV})$	4 ± 1	6 ± 1	3 ± 1	5 ± 1

TABLE VII. The relative impact of the post-fit uncertainties on the signal strength parameter μ using the Z'_{TC2} benchmark model with $m = 0.75$ (3) TeV in the resolved (boosted) analysis. The eight systematic uncertainties with the highest impact on the signal strength parameter in the resolved and boosted analyses, respectively, are shown. The uncertainty on the extrapolation using an exponential function at high $m_{t\bar{t}}^{\text{reco}}$ above 1.5 TeV applies to the boosted analysis only. To estimate the impact from a given source of systematic uncertainty, the fit is performed with the nuisance parameter for the test fixed to the $\pm 1\sigma$ value after the nominal fit and the other nuisance parameters floated. The differences between the best-fit μ values in the tests and the nominal fit are divided by total post-fit uncertainty in μ are shown in this table. The total systematic uncertainty is different from the sum in quadrature of the different components due to correlations between nuisance parameters built by the fit. The statistical uncertainty in the data is evaluated by fixing all the nuisance parameters in the fit to the best-fit values except for the free-floating normalization factors.

Source of uncertainty	Resolved (Z'_{TC2} $m = 0.75 \text{ TeV}$)	Boosted (Z'_{TC2} $m = 3 \text{ TeV}$)
	Relative impact on μ	Relative impact on μ
Luminosity	<0.01	+0.03/−0.03
b -tagging efficiency	+0.05/−0.04	+0.07/−0.07
Small- and large- R JES and JER	+0.20/−0.24	+0.21/−0.09
$t\bar{t}$ modeling	+0.34/−0.33	+0.10/−0.09
Multijet estimation	+0.25/−0.27	+0.16/−0.13
Extrapolation	...	+0.34/−0.33
PDF	+0.07/−0.08	+0.10/−0.10
Pileup reweighting	+0.07/−0.05	<0.01
Simulation statistical uncertainty	± 0.41	...
Total systematic uncertainty	± 0.92	± 0.67
Data statistical uncertainty	± 0.39	± 0.74

limits on the cross-section times branching fraction of new particles decaying into $t\bar{t}$.

IX. RESULTS

The observed $m_{\tilde{t}\tilde{t}}^{\text{reco}}$ distributions in the regions A–D for the resolved analysis and in the signal regions SR1 and SR2 for the boosted analysis after the fit (Post-Fit) with the background-only hypothesis are shown in Figs. 6–8, respectively. The expected signal and background yields as well as the observed number of data events are summarized in Tables V and VI for the resolved and boosted analyses,

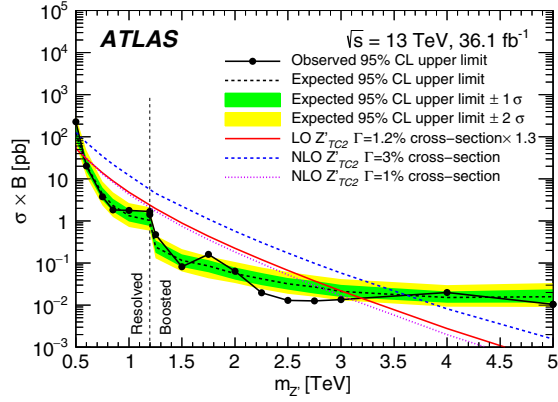


FIG. 9. Observed and expected upper limits on the cross-section times branching fraction of $Z'_{\text{TC}2}$ decaying into $t\bar{t}$ as a function of the $Z'_{\text{TC}2}$ mass. The theory predictions of the cross sections for the $Z'_{\text{TC}2}$ with $\Gamma = 1\%$ and 3% are shown by the dotted and dashed lines at NLO and by the solid line with $\Gamma = 1.2\%$ at LO, respectively. The results from the resolved and boosted analyses are shown to the left and right of the vertical dashed line, respectively.

respectively. The systematic uncertainties with the largest post-fit impact on the signal strength parameter μ in the resolved and boosted analyses are presented in Table VII. The observed data agree well with the estimated SM background and no significant excess is observed. Assuming a narrow-width resonance modeled by the $Z'_{\text{TC}2}$ signal, the minimum local p_0 value is observed in the boosted analysis to be 0.02 (2.1σ) at $m = 1.75$ TeV. The observed excess corresponds to a global significance of less than 1σ . While the excess is mostly driven by SR1(Tight, $2b$) region, it is worth noting that the other regions contribute significantly to the overall sensitivity, e.g., adding the SR2 regions can improve the sensitivity by up to 20% (for a 3 TeV signal) and adding the $1b$ regions to the $2b$ ones adds about 10% more sensitivity. The data and expected background spectra are also compared using BumpHunter [88], which performs a hypothesis test to look for local excesses or deficits in data relative to the background, taking the look-elsewhere effect into account as well. No significant deviation from the background is found.

In the absence of a significant excess above the background prediction, 95% C.L. upper limits on the cross-section times branching fraction of new particles decaying into $t\bar{t}$ are calculated at each mass value for the different benchmark signal models considered. The expected and observed upper limits on the cross-section times branching fraction of $Z'_{\text{TC}2} \rightarrow t\bar{t}$ are presented in Fig. 9. Due to the strength of the expected limits, results from the resolved analysis are shown at $m_{Z'_{\text{TC}2}}$ below 1.2 TeV, whereas the results of the boosted analysis are shown above that value. The NLO theory cross-section predictions for the $Z'_{\text{TC}2}$ with $\Gamma = 1\%$ and 3% , as well as those at LO with $\Gamma = 1.2\%$ are overlaid. The observed (expected) 95% C.L. exclusion range is set for the $Z'_{\text{TC}2}$ masses between 0.58 and 3.1 TeV

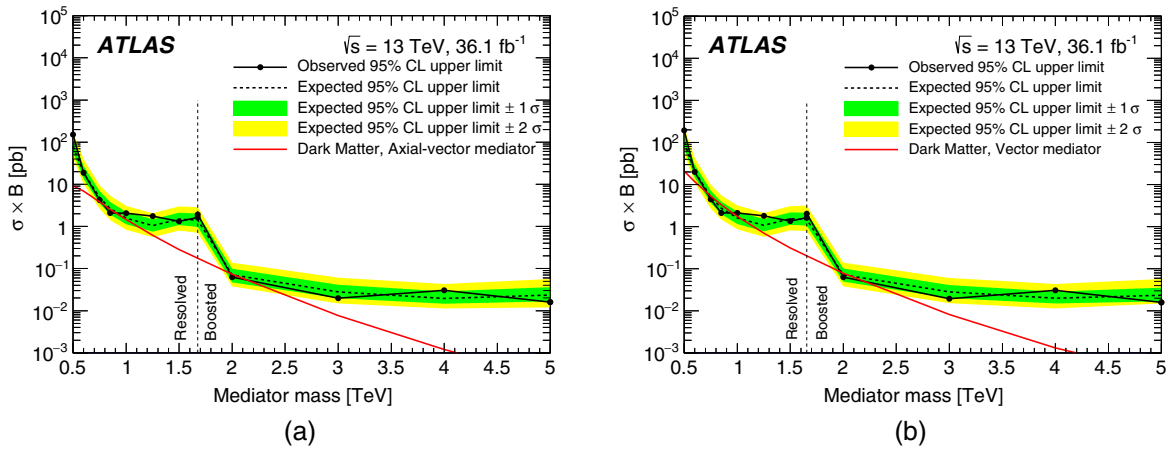


FIG. 10. Observed and expected 95% C.L. upper limits on the cross-section times branching fraction of Z'_{med} decaying into $t\bar{t}$ as a function of the Z'_{med} mass. The theoretical predictions of the cross sections for the Z'_{med} in the (a) A1 axial-vector mediator and (b) V1 vector mediator scenarios of the benchmark DM models are shown by the solid lines. The resolved and boosted analyses are shown to the left and right of the vertical dashed line, respectively.

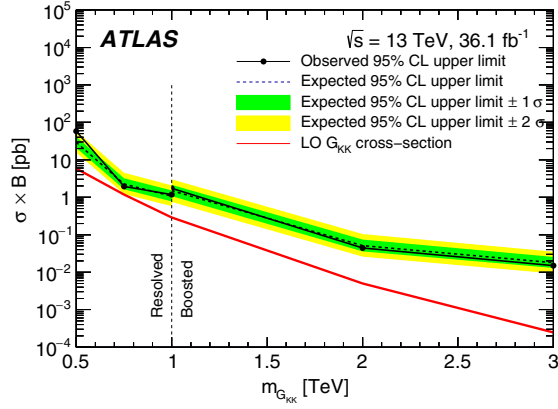


FIG. 11. Observed and expected 95% C.L. upper limits on the cross-section times branching fraction of G_{KK} decaying into $t\bar{t}$ as a function of the G_{KK} mass. The theoretical prediction of the cross section for the G_{KK} in the bulk RS model with $k/\bar{M}_{Pl} = 1.0$ is shown by the solid line. The resolved and boosted analyses are shown to the left and right of the vertical dashed line, respectively.

(0.57 and 2.8 TeV) and 0.53 and 3.6 TeV (0.51 and 3.6 TeV) for $\Gamma = 1\%$ and 3% , respectively. Limits are also set on the cross-section times branching fraction of the vector and axial-vector mediators Z'_{med} in the simplified DM model, as shown in Fig. 10. The vector (axial-vector) mediator Z'_{med} is excluded in the mass ranges of $0.74 \text{ TeV} < m_{Z'_{med,vec}} < 0.97 \text{ TeV}$ and $2.0 \text{ TeV} < m_{Z'_{med,vec}} < 2.2 \text{ TeV}$ ($0.80 \text{ TeV} < m_{Z'_{med,ax}} < 0.92 \text{ TeV}$ and $2.0 \text{ TeV} < m_{Z'_{med,ax}} < 2.2 \text{ TeV}$) at 95% C.L. by the data with the corresponding expected mass ranges of $0.75 \text{ TeV} < m_{Z'_{med,vec}} < 1.07 \text{ TeV}$

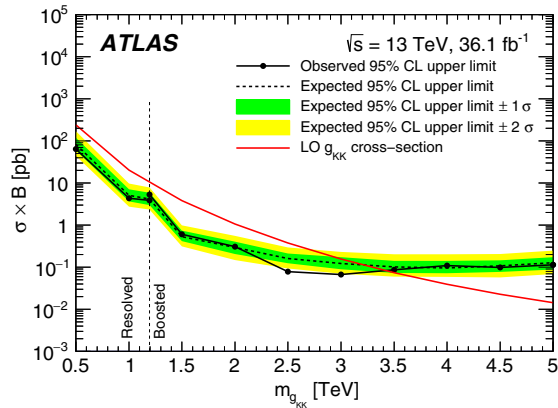


FIG. 12. Observed and expected 95% C.L. upper limits on the cross-section times branching fraction of g_{KK} decaying into $t\bar{t}$ as a function of the g_{KK} mass with $\Gamma = 30\%$. The theoretical prediction of the cross section for the g_{KK} in the RS model with a single warped extra dimension is shown by the solid line. The resolved and boosted analyses are shown to the left and right of the vertical dashed line, respectively.

and $2.0 \text{ TeV} < m_{Z'_{med,vec}} < 2.1 \text{ TeV}$ ($1.99 \text{ TeV} < m_{Z'_{med,ax}} < 2.04 \text{ TeV}$). The upper limit on the cross-section times branching fraction of the G_{KK} in the bulk RS model is shown in Fig. 11. The cross-section times branching fraction for G_{KK} production with the model parameters described in Sec. II is too low to be excluded with the sensitivity of this measurement, hence the limit is presented only up to 3 TeV. Figure 12 shows the upper limit on the cross-section times branching fraction of the g_{KK} with $\Gamma = 30\%$ in the RS model with a single warped extra dimension. The observed and expected lower limits on the g_{KK} mass are 3.4 and 3.3 TeV, respectively. The exclusion limit is also extracted for the g_{KK} as a function of the width at representative mass values. Figures 13(a)–13(e) show the results for $m_{g_{KK}} = 0.5, 1.0, 1.5, 2.0$ and 5.0 TeV , respectively. For $m_{g_{KK}} > 0.5 \text{ TeV}$, the limits on the cross-section times branching fraction deteriorate with increasing g_{KK} width as the signal peak of the reconstructed $m_{t\bar{t}}^{reco}$ distribution becomes broad. The limit at $m_{g_{KK}} = 0.5 \text{ TeV}$ does not depend on the signal width since the events with reconstructed $m_{t\bar{t}}^{reco} < 0.5 \text{ TeV}$ are covered by one bin, as shown in Fig. 6.

The extracted lower limits on the masses for various signal hypotheses where the sensitivity of the analysis allows for it are summarized in Table VIII.

X. CONCLUSION

A search for resonant production of $t\bar{t}$ decaying into the fully hadronic final state is performed using 36.1 fb^{-1} of pp collision data recorded at $\sqrt{s} = 13 \text{ TeV}$ with the ATLAS detector at the LHC. Depending on the mass of new hypothetical particles, the search exploits two analysis techniques optimized for the reconstruction of a top-quark pair and background suppression. No significant deviation from the Standard Model expectation is observed over the search range considered. Upper limits are set on the production cross-section times branching fraction for several benchmark signals, such as Z'_{TC2} boson predicted in the topcolor-assisted-technicolor model, vector and axial-vector mediators Z'_{med} in the dark-matter simplified model, and the Kaluza-Klein excitations of the graviton G_{KK} and gluon g_{KK} in the specific models based on the Randall-Sundrum scenario of warped extra dimensions. The Z'_{TC2} boson is excluded in the mass range of 0.58 and 3.1 TeV (0.53 and 3.6 TeV) for the decay width of 1% (3%). The vector (axial-vector) mediator Z'_{med} is excluded in the mass ranges of $0.74 \text{ TeV} < m_{Z'_{med,vec}} < 0.97 \text{ TeV}$ and $2.0 \text{ TeV} < m_{Z'_{med,vec}} < 2.2 \text{ TeV}$ ($0.80 \text{ TeV} < m_{Z'_{med,ax}} < 0.92 \text{ TeV}$ and $2.0 \text{ TeV} < m_{Z'_{med,ax}} < 2.2 \text{ TeV}$). The lower limit on the g_{KK} mass is set at 3.4 TeV for the decay width of 30%. The cross section limits for the Z'_{TC2} boson are comparable at a Z'_{TC2} mass above $\sim 1 \text{ TeV}$ to those from the previous ATLAS *lepton-plus-jets* analysis performed at 13 TeV [19].

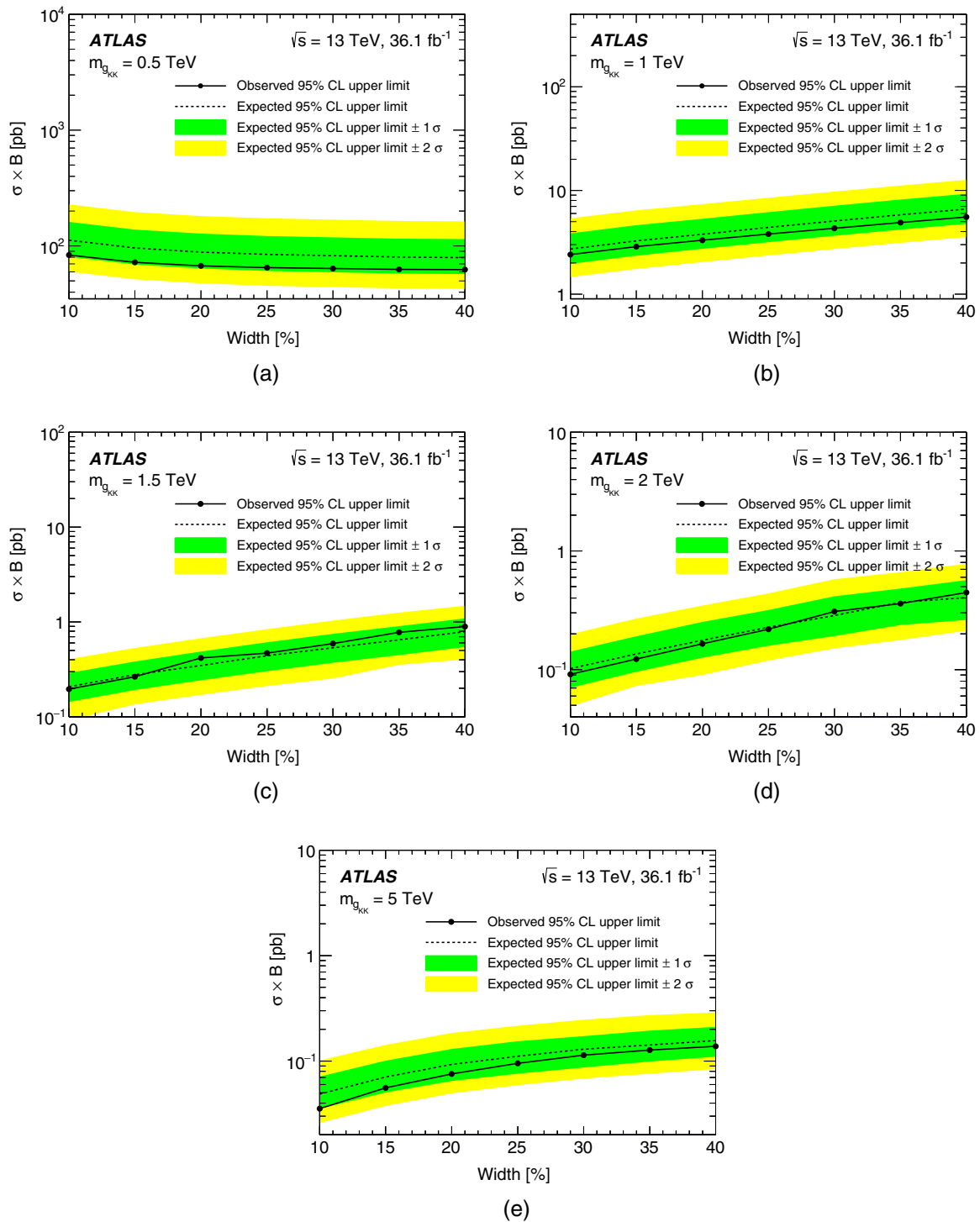


FIG. 13. Observed and expected 95% C.L. upper limits on cross-section times branching fraction of g_{KK} decaying into $t\bar{t}$ as a function of the width of g_{KK} for masses of (a) 0.5 TeV and (b) 1 TeV (using the resolved analysis) and (c) 1.5 TeV (d) 2.0 TeV and (e) 5.0 TeV (using the boosted analysis). The width refers to the decay width of a resonance divided by the resonance mass.

TABLE VIII. Summary of expected and observed excluded mass ranges at 95% C.L. for the benchmark models studied.

Signal		Expected excluded mass [TeV]	Observed excluded mass [TeV]
Z'_{TC2}	($\Gamma = 1\%$)	[0.57, 2.8]	[0.58, 3.1]
	($\Gamma = 3\%$)	[0.51, 3.6]	[0.53, 3.6]
Z'_{med}	(vector)	[0.75, 1.07] \cup [2.0, 2.1]	[0.74, 0.97] \cup [2.0, 2.2]
	(axial-vector)	[1.99, 2.04]	[0.80, 0.92] \cup [2.0, 2.2]
g_{KK}	($\Gamma = 10\%$)	<3.5	<3.4
	($\Gamma = 20\%$)	<3.4	<3.4
	($\Gamma = 30\%$)	<3.3	<3.4
	($\Gamma = 40\%$)	<3.2	<3.4

ACKNOWLEDGMENTS

We thank CERN for the very successful operation of the LHC, as well as the support staff from our institutions without whom ATLAS could not be operated efficiently. We acknowledge the support of ANPCyT, Argentina; YerPhI, Armenia; ARC, Australia; BMWFW and FWF, Austria; ANAS, Azerbaijan; SSTC, Belarus; CNPq and FAPESP, Brazil; NSERC, NRC and CFI, Canada; CERN; CONICYT, Chile; CAS, MOST and NSFC, China; COLCIENCIAS, Colombia; MSMT CR, MPO CR and VSC CR, Czech Republic; DNRF and DNSRC, Denmark; IN2P3-CNRS, CEA-DRF/IRFU, France; SRNSFG, Georgia; BMBF, HGF, and MPG, Germany; GSRT, Greece; RGC, Hong Kong SAR, China; ISF and Benoziyo Center, Israel; INFN, Italy; MEXT and JSPS, Japan; CNRST, Morocco; NWO, Netherlands; RCN, Norway; MNiSW and NCN, Poland; FCT, Portugal; MNE/IFA, Romania; MES of Russia and NRC KI, Russian Federation; JINR; MESTD, Serbia; MSSR, Slovakia; ARRS and MIZŠ, Slovenia; DST/NRF, South Africa; MINECO, Spain; SRC and Wallenberg Foundation, Sweden; SERI, SNSF and Cantons of Bern

and Geneva, Switzerland; MOST, Taiwan; TAEK, Turkey; STFC, United Kingdom; DOE and NSF, United States of America. In addition, individual groups and members have received support from BCKDF, CANARIE, CRC and Compute Canada, Canada; COST, ERC, ERDF, Horizon 2020, and Marie Skłodowska-Curie Actions, European Union; Investissements d’Avenir Labex and Idex, ANR, France; DFG and AvH Foundation, Germany; Herakleitos, Thales and Aristeia programmes co-financed by EU-ESF and the Greek NSRF, Greece; BSF-NSF and GIF, Israel; CERCA Programme Generalitat de Catalunya, Spain; The Royal Society and Leverhulme Trust, United Kingdom. The crucial computing support from all WLCG partners is acknowledged gratefully, in particular from CERN, the ATLAS Tier-1 facilities at TRIUMF (Canada), NDGF (Denmark, Norway, Sweden), CC-IN2P3 (France), KIT/GridKA (Germany), INFN-CNAF (Italy), NL-T1 (Netherlands), PIC (Spain), ASGC (Taiwan), RAL (UK) and BNL (USA), the Tier-2 facilities worldwide and large non-WLCG resource providers. Major contributors of computing resources are listed in Ref. [89].

-
- [1] G. C. Branco, P. M. Ferreira, L. Lavoura, M. N. Rebelo, M. Sher, and J. P. Silva, Theory and phenomenology of two-Higgs-doublet models, *Phys. Rep.* **516**, 1 (2012).
 - [2] C. T. Hill and S. J. Parke, Top quark production: Sensitivity to new physics, *Phys. Rev. D* **49**, 4454 (1994).
 - [3] C. T. Hill, Topcolor assisted technicolor, *Phys. Lett. B* **345**, 483 (1995).
 - [4] R. M. Harris, C. T. Hill, and S. J. Parke, Cross section for topcolor Z'_i decaying to $t\bar{t}$, [arXiv:hep-ph/9911288](https://arxiv.org/abs/hep-ph/9911288).
 - [5] L. Randall and R. Sundrum, Large Mass Hierarchy from a Small Extra Dimension, *Phys. Rev. Lett.* **83**, 3370 (1999).
 - [6] B. Lillie, L. Randall, and L.-T. Wang, The bulk RS KK-gluon at the LHC, *J. High Energy Phys.* **09** (2007) 074.
 - [7] M. R. Buckley, T. Plehn, and M. Takeuchi, Buckets of tops, *J. High Energy Phys.* **08** (2013) 086.
 - [8] J. Thaler and K. Van Tilburg, Identifying boosted objects with N-subjettiness, *J. High Energy Phys.* **03** (2011) 015.
 - [9] J. Thaler and K. Van Tilburg, Maximizing boosted top identification by minimizing N-subjettiness, *J. High Energy Phys.* **02** (2012) 093.
 - [10] ATLAS Collaboration, A search for $t\bar{t}$ resonances in lepton + jets events with highly boosted top quarks collected in pp collisions at $\sqrt{s} = 7$ TeV with the ATLAS detector, *J. High Energy Phys.* **09** (2012) 041.
 - [11] ATLAS Collaboration, Search for $t\bar{t}$ resonances in the lepton plus jets final state with ATLAS using 4.7 fb^{-1} of pp collisions at $\sqrt{s} = 7$ TeV, *Phys. Rev. D* **88**, 012004 (2013).
 - [12] CMS Collaboration, Search for anomalous $t\bar{t}$ production in the highly-boosted all-hadronic final state, *J. High Energy Phys.* **09** (2012) 029.
 - [13] CMS Collaboration, Search for Z' resonances decaying to $t\bar{t}$ in dilepton + jets final states in pp collisions at $\sqrt{s} = 7$ TeV, *Phys. Rev. D* **87**, 072002 (2013).

- [14] CMS Collaboration, Search for resonant $t\bar{t}$ production in lepton + jets events in pp collisions at $\sqrt{s} = 7$ TeV, *J. High Energy Phys.* **12** (2012) 015.
- [15] CMS Collaboration, Searches for New Physics Using the $t\bar{t}$ Invariant Mass Distribution in pp Collisions at $\sqrt{s} = 8$ TeV, *Phys. Rev. Lett.* **111**, 211804 (2013).
- [16] ATLAS Collaboration, A search for $t\bar{t}$ resonances using lepton-plus-jets events in proton-proton collisions at $\sqrt{s} = 8$ TeV with the ATLAS detector, *J. High Energy Phys.* **08** (2015) 148.
- [17] CMS Collaboration, Search for resonant $t\bar{t}$ production in proton-proton collisions at $\sqrt{s} = 8$ TeV, *Phys. Rev. D* **93**, 012001 (2016).
- [18] ATLAS Collaboration, Search for Heavy Higgs Bosons A/H Decaying to a Top Quark Pair in pp Collisions at $\sqrt{s} = 8$ TeV with the ATLAS Detector, *Phys. Rev. Lett.* **119**, 191803 (2017).
- [19] ATLAS Collaboration, Search for heavy particles decaying into top-quark pairs using lepton-plus-jets events in proton-proton collisions at $\sqrt{s} = 13$ TeV with the ATLAS detector, *Eur. Phys. J. C* **78**, 565 (2018).
- [20] CMS Collaboration, Search for $t\bar{t}$ resonances in highly-boosted lepton + jets and fully hadronic final states in proton-proton collisions at $\sqrt{s} = 13$ TeV, *J. High Energy Phys.* **07** (2017) 001.
- [21] CMS Collaboration, Search for resonant $t\bar{t}$ production in proton-proton collisions at $\sqrt{s} = 13$ TeV, *J. High Energy Phys.* **04** 2019 031.
- [22] K. Agashe, H. Davoudiasl, G. Perez, and A. Soni, Warped gravitons at the CERN LHC and beyond, *Phys. Rev. D* **76**, 036006 (2007).
- [23] L. Fitzpatrick, J. Kaplan, L. Randall, and L.-T. Wang, Searching for the Kaluza-Klein graviton in bulk RS models, *J. High Energy Phys.* **09** (2007) 013.
- [24] K. Agashe, A. Belyaev, T. Krupovnickas, G. Perez, and J. Virzi, CERN LHC signals from warped extra dimensions, *Phys. Rev. D* **77**, 015003 (2008).
- [25] A. Albert *et al.*, Recommendations of the LHC Dark Matter Working Group: Comparing LHC searches for heavy mediators of dark matter production in visible and invisible decay channels, [arXiv:1703.05703](https://arxiv.org/abs/1703.05703).
- [26] ATLAS Collaboration, The ATLAS experiment at the CERN large hadron collider, *J. Instrum.* **3**, S08003 (2008).
- [27] M. Capeans *et al.*, ATLAS insertable B-layer technical design report, CERN Reports No. CERN-LHCC-2010-013; No. ATLAS-TDR-19, 2010, <https://cds.cern.ch/record/1291633>.
- [28] B. Abbott *et al.*, Production and integration of the ATLAS insertable B-layer, *J. Instrum.* **13**, T05008 (2018).
- [29] ATLAS Collaboration, Performance of the ATLAS trigger system in 2015, *Eur. Phys. J. C* **77**, 317 (2017).
- [30] P. Nason, A new method for combining NLO QCD with shower Monte Carlo algorithms, *J. High Energy Phys.* **11** (2004) 040.
- [31] S. Frixione, P. Nason, and C. Oleari, Matching NLO QCD computations with parton shower simulations: The POWHEG method, *J. High Energy Phys.* **11** (2007) 070.
- [32] S. Alioli, P. Nason, C. Oleari, and E. Re, A general framework for implementing NLO calculations in shower Monte Carlo programs: The POWHEG BOX, *J. High Energy Phys.* **06** (2010) 043.
- [33] H.-L. Lai, M. Guzzi, J. Huston, Z. Li, P. M. Nadolsky, J. Pumplin, and C.-P. Yuan, New parton distributions for collider physics, *Phys. Rev. D* **82**, 074024 (2010).
- [34] J. Gao, M. Guzzi, J. Huston, H.-L. Lai, Z. Li, P. Nadolsky, J. Pumplin, D. Stump, and C.-P. Yuan, CT10 next-to-next-to-leading order global analysis of QCD, *Phys. Rev. D* **89**, 033009 (2014).
- [35] M. Cacciari, M. Czakon, M. Mangano, A. Mitov, and P. Nason, Top-pair production at hadron colliders with next-to-next-to-leading logarithmic soft-gluon resummation, *Phys. Lett. B* **710**, 612 (2012).
- [36] M. Beneke, P. Falgari, S. Klein, and C. Schwinn, Hadronic top-quark pair production with NNLL threshold resummation, *Nucl. Phys.* **B855**, 695 (2012).
- [37] P. Baerzreuther, M. Czakon, and A. Mitov, Percent-Level-Precision Physics at the Tevatron: Next-to-Next-to-Leading Order QCD Corrections to $q\bar{q} \rightarrow t\bar{t} + X$, *Phys. Rev. Lett.* **109**, 132001 (2012).
- [38] M. Czakon and A. Mitov, NNLO corrections to top-pair production at hadron colliders: The all-fermionic scattering channels, *J. High Energy Phys.* **12** (2012) 054.
- [39] M. Czakon and A. Mitov, NNLO corrections to top pair production at hadron colliders: The quark-gluon reaction, *J. High Energy Phys.* **01** (2013) 080.
- [40] M. Czakon, P. Fiedler, and A. Mitov, Total Top-Quark Pair-Production Cross Section at Hadron Colliders through $\mathcal{O}(\alpha_s^4)$, *Phys. Rev. Lett.* **110**, 252004 (2013).
- [41] M. Czakon and A. Mitov, Top++: A program for the calculation of the top-pair cross section at hadron colliders, *Comput. Phys. Commun.* **185**, 2930 (2014).
- [42] T. Sjöstrand, S. Mrenna, and P. Z. Skands, PYTHIA 6.4 physics and manual, *J. High Energy Phys.* **05** (2006) 026.
- [43] J. Pumplin, D. R. Stump, J. Huston, H.-L. Lai, P. Nadolsky, and W.-K. Tung, New generation of parton distributions with uncertainties from global QCD analysis, *J. High Energy Phys.* **07** (2002) 012.
- [44] P. Z. Skands, Tuning Monte Carlo generators: The Perugia tunes, *Phys. Rev. D* **82**, 074018 (2010).
- [45] J. Kühn, A. Scharf, and P. Uwer, Weak interactions in top-quark pair production at hadron colliders: An update, *Phys. Rev. D* **91**, 014020 (2015).
- [46] T. Sjöstrand, S. Mrenna, and P. Z. Skands, A brief introduction to PYTHIA 8.1, *Comput. Phys. Commun.* **178**, 852 (2008).
- [47] R. D. Ball *et al.*, Parton distributions with LHC data, *Nucl. Phys.* **B867**, 244 (2013).
- [48] ATLAS Collaboration, ATLAS Pythia 8 tunes to 7 TeV data, CERN Report No. ATL-PHYS-PUB-2014-021, 2014, <https://cds.cern.ch/record/1966419>.
- [49] R. Bonciani, T. Jezo, M. Klasen, F. Lyonnet, and I. Schienbein, Electroweak top-quark pair production at the LHC with Z' bosons to NLO QCD in POWHEG, *J. High Energy Phys.* **02** (2016) 141.
- [50] J. Butterworth *et al.*, DF4LHC recommendations for LHC Run II, *J. Phys. G* **43**, 023001 (2016).
- [51] J. Alwall, R. Frederix, S. Frixione, V. Hirschi, F. Maltoni, O. Mattelaer, H.-S. Shao, T. Stelzer, P. Torrielli, and M. Zaro, The automated computation of tree-level and next-to-leading order differential cross sections, and their matching to parton shower simulations, *J. High Energy Phys.* **07** (2014) 079.

- [52] D. J. Lange, The EvtGen particle decay simulation package, *Nucl. Instrum. Methods Phys. Res., Sect. A* **462**, 152 (2001).
- [53] ATLAS Collaboration, The ATLAS simulation infrastructure, *Eur. Phys. J. C* **70**, 823 (2010).
- [54] S. Agostinelli *et al.*, GEANT4—A simulation toolkit, *Nucl. Instrum. Methods Phys. Res., Sect. A* **506**, 250 (2003).
- [55] A. Martin, W. Stirling, R. Thorne, and G. Watt, Parton distributions for the LHC, *Eur. Phys. J. C* **63**, 189 (2009).
- [56] ATLAS Collaboration, Summary of ATLAS Pythia 8 tunes, CERN Report No. ATL-PHYS-PUB-2012-003, 2012, <https://cds.cern.ch/record/1474107>.
- [57] ATLAS Collaboration, Topological cell clustering in the ATLAS calorimeters and its performance in LHC Run 1, *Eur. Phys. J. C* **77**, 490 (2017).
- [58] M. Cacciari, G. P. Salam, and G. Soyez, The anti- k , jet clustering algorithm, *J. High Energy Phys.* **04** (2008) 063.
- [59] ATLAS Collaboration, Jet energy scale measurements and their systematic uncertainties in proton-proton collisions at $\sqrt{s} = 13$ TeV with the ATLAS detector, *Phys. Rev. D* **96**, 072002 (2017).
- [60] ATLAS Collaboration, Performance of pile-up mitigation techniques for jets in pp collisions at $\sqrt{s} = 8$ TeV using the ATLAS detector, *Eur. Phys. J. C* **76**, 581 (2016).
- [61] ATLAS Collaboration, Selection of jets produced in 13 TeV proton-proton collisions with the ATLAS detector, CERN Report No. ATLAS-CONF-2015-029, 2015, <https://cdsweb.cern.ch/record/2037702>.
- [62] ATLAS Collaboration, Measurements of b -jet tagging efficiency with the ATLAS detector using $t\bar{t}$ events at $\sqrt{s} = 13$ TeV, *J. High Energy Phys.* **08** (2018) 089.
- [63] D. Krohn, J. Thaler, and L.-T. Wang, Jet trimming, *J. High Energy Phys.* **02** (2010) 084.
- [64] S. Catani, Y. L. Dokshitzer, M. Olsson, G. Turnock, and B. Webber, New clustering algorithm for multijet cross sections in e^+e^- annihilation, *Phys. Lett. B* **269**, 432 (1991).
- [65] S. D. Ellis and D. E. Soper, Successive combination jet algorithm for hadron collisions, *Phys. Rev. D* **48**, 3160 (1993).
- [66] S. Catani, Y. L. Dokshitzer, M. Seymour, and B. Webber, Longitudinally-invariant k_{\perp} -clustering algorithms for hadron-hadron collisions, *Nucl. Phys.* **B406**, 187 (1993).
- [67] ATLAS Collaboration, Performance of jet substructure techniques in early $\sqrt{s} = 13$ TeV pp collisions with the ATLAS detector, CERN Report No. ATLAS-CONF-2015-035, 2015, <https://cdsweb.cern.ch/record/2041462>.
- [68] ATLAS Collaboration, Jet mass reconstruction with the ATLAS Detector in early Run 2 data, CERN Report No. ATLAS-CONF-2016-035, 2016, <https://cdsweb.cern.ch/record/2200211>.
- [69] ATLAS Collaboration, Flavor tagging with track jets in boosted topologies with the ATLAS detector, CERN Report No. ATL-PHYS-PUB-2014-013, 2014, <https://cds.cern.ch/record/1750681>.
- [70] ATLAS Collaboration, Electron efficiency measurements with the ATLAS detector using the 2015 LHC proton-proton collision data, CERN Report No. ATLAS-CONF-2016-024, 2016, <https://cds.cern.ch/record/2157687>.
- [71] ATLAS Collaboration, Muon reconstruction performance of the ATLAS detector in proton-proton collision data at $\sqrt{s} = 13$ TeV, *Eur. Phys. J. C* **76**, 292 (2016).
- [72] A. J. Larkoski, D. Neill, and J. Thaler, Jet shapes with the broadening axis, *J. High Energy Phys.* **04** (2014) 017.
- [73] ATLAS Collaboration, Identification of high transverse momentum top quarks in pp collisions at $\sqrt{s} = 8$ TeV with the ATLAS detector, *J. High Energy Phys.* **06** (2016) 093.
- [74] ATLAS Collaboration, Luminosity determination in pp collisions at $\sqrt{s} = 8$ TeV using the ATLAS detector at the LHC, *Eur. Phys. J. C* **76**, 653 (2016).
- [75] G. Avoni *et al.*, The new LUCID-2 detector for luminosity measurement and monitoring in ATLAS, *J. Instrum.* **13**, P07017 (2018).
- [76] M. Botje *et al.*, The PDF4LHC Working Group interim recommendations, [arXiv:1101.0538](https://arxiv.org/abs/1101.0538).
- [77] A. Martin, W. Stirling, R. Thorne, and G. Watt, Uncertainties on α_s in global PDF analyses and implications for predicted hadronic cross sections, *Eur. Phys. J. C* **64**, 653 (2009).
- [78] ATLAS Collaboration, Measurement of $t\bar{t}$ production with a veto on additional central jet activity in pp collisions at $\sqrt{s} = 7$ TeV using the ATLAS detector, *Eur. Phys. J. C* **72**, 2043 (2012).
- [79] ATLAS Collaboration, Measurement of the $t\bar{t}$ production cross section as a function of jet multiplicity and jet transverse momentum in 7 TeV proton-proton collisions with the ATLAS detector, *J. High Energy Phys.* **01** (2015) 020.
- [80] ATLAS Collaboration, Comparison of Monte Carlo generator predictions to ATLAS measurements of top pair production at 7 TeV, CERN Report No. ATL-PHYS-PUB-2015-002, 2015, <https://cds.cern.ch/record/1981319>.
- [81] M. Czakon, D. Heymes, and A. Mitov, Dynamical scales for multi-TeV top-pair production at the LHC, *J. High Energy Phys.* **04** (2017) 071.
- [82] M. Bähr *et al.*, Herwig++ physics and manual, *Eur. Phys. J. C* **58**, 639 (2008).
- [83] J. Bellm *et al.*, Herwig 7.0/Herwig++ 3.0 release note, *Eur. Phys. J. C* **76**, 196 (2016).
- [84] G. Cowan, K. Cranmer, E. Gross, and O. Vitells, Asymptotic formulae for likelihood-based tests of new physics, *Eur. Phys. J. C* **71**, 1554 (2011); Erratum, *Eur. Phys. J. C* **73**, 2501(E) (2013).
- [85] L. Lyons, Open statistical issues in particle physics, *Ann. Appl. Stat.* **2**, 887 (2008).
- [86] E. Gross and O. Vitells, Trial factors for the look elsewhere effect in high energy physics, *Eur. Phys. J. C* **70**, 525 (2010).
- [87] A. L. Read, Presentation of search results: The CL_s technique, *J. Phys. G* **28**, 2693 (2002).
- [88] G. Choudalakis, On hypothesis testing, trials factor, hypertests and the BumpHunter, [arXiv:1101.0390](https://arxiv.org/abs/1101.0390).
- [89] ATLAS Collaboration, ATLAS computing acknowledgements, CERN Report No. ATL-GEN-PUB-2016-002, <https://cds.cern.ch/record/2202407>.

M. Aaboud,^{34d} G. Aad,⁹⁹ B. Abbott,¹²⁵ D. C. Abbott,¹⁰⁰ O. Abdinov,^{13,a} B. Abeloos,¹²⁹ D. K. Abhayasinghe,⁹¹
 S. H. Abidi,¹⁶⁴ O. S. AbouZeid,³⁹ N. L. Abraham,¹⁵³ H. Abramowicz,¹⁵⁸ H. Abreu,¹⁵⁷ Y. Abulaiti,⁶ B. S. Acharya,^{64a,64b}
 S. Adachi,¹⁶⁰ L. Adam,⁹⁷ L. Adamczyk,^{81a} L. Adamek,¹⁶⁴ J. Adelman,¹¹⁹ M. Adersberger,¹¹² A. Adiguzel,^{12c,c} T. Aday,¹⁴¹
 A. A. Affolder,¹⁴³ Y. Afik,¹⁵⁷ C. Agheorghiesei,^{27c} J. A. Aguilar-Saavedra,^{137f,137a,d} F. Ahmadov,^{77,e} G. Aielli,^{71a,71b}
 S. Akatsuka,⁸³ T. P. A. Åkesson,⁹⁴ E. Akilli,⁵² A. V. Akimov,¹⁰⁸ G. L. Alberghi,^{23b,23a} J. Albert,¹⁷³ P. Albicocco,⁴⁹
 M. J. Alconada Verzini,⁸⁶ S. Alderweireldt,¹¹⁷ M. Aleksa,³⁵ I. N. Aleksandrov,⁷⁷ C. Alexa,^{27b} D. Alexandre,¹⁹
 T. Alexopoulos,¹⁰ M. Alhroob,¹²⁵ B. Ali,¹³⁹ G. Alimonti,^{66a} J. Alison,³⁶ S. P. Alkire,¹⁴⁵ C. Allaire,¹²⁹ B. M. M. Allbrooke,¹⁵³
 B. W. Allen,¹²⁸ P. P. Allport,²¹ A. Aloisio,^{67a,67b} A. Alonso,³⁹ F. Alonso,⁸⁶ C. Alpigiani,¹⁴⁵ A. A. Alshehri,⁵⁵ M. I. Alstary,⁹⁹
 B. Alvarez Gonzalez,³⁵ D. Álvarez Piqueras,¹⁷¹ M. G. Alviggi,^{67a,67b} B. T. Amadio,¹⁸ Y. Amaral Coutinho,^{78b} A. Ambler,¹⁰¹
 L. Ambroz,¹³² C. Amelung,²⁶ D. Amidei,¹⁰³ S. P. Amor Dos Santos,^{137a,137c} S. Amoroso,⁴⁴ C. S. Amrouche,⁵² F. An,⁷⁶
 C. Anastopoulos,¹⁴⁶ L. S. Ancu,⁵² N. Andari,¹⁴² T. Andeen,¹¹ C. F. Anders,^{59b} J. K. Anders,²⁰ K. J. Anderson,³⁶
 A. Andreazza,^{66a,66b} V. Andrei,^{59a} C. R. Anelli,¹⁷³ S. Angelidakis,³⁷ I. Angelozzi,¹¹⁸ A. Angerami,³⁸ A. V. Anisenkov,^{120b,120a}
 A. Annovi,^{69a} C. Antel,^{59a} M. T. Anthony,¹⁴⁶ M. Antonelli,⁴⁹ D. J. A. Antrim,¹⁶⁸ F. Anulli,^{70a} M. Aoki,⁷⁹
 J. A. Aparisi Pozo,¹⁷¹ L. Aperio Bella,³⁵ G. Arabidze,¹⁰⁴ J. P. Araque,^{137a} V. Araujo Ferraz,^{78b} R. Araujo Pereira,^{78b}
 A. T. H. Arce,⁴⁷ R. E. Ardell,⁹¹ F. A. Arduh,⁸⁶ J-F. Arguin,¹⁰⁷ S. Argyropoulos,⁷⁵ J.-H. Arling,⁴⁴ A. J. Armbruster,³⁵
 L. J. Armitage,⁹⁰ A. Armstrong,¹⁶⁸ O. Arnaez,¹⁶⁴ H. Arnold,¹¹⁸ M. Arratia,³¹ O. Arslan,²⁴ A. Artamonov,^{109,a} G. Artoni,¹³²
 S. Artz,⁹⁷ S. Asai,¹⁶⁰ N. Asbah,⁵⁷ E. M. Asimakopoulou,¹⁶⁹ L. Asquith,¹⁵³ K. Assamagan,²⁹ R. Astalos,^{28a} R. J. Atkin,^{32a}
 M. Atkinson,¹⁷⁰ N. B. Atlay,¹⁴⁸ K. Augsten,¹³⁹ G. Avolio,³⁵ R. Avramidou,^{58a} M. K. Ayoub,^{15a} A. M. Azoulay,^{165b}
 G. Azuelos,^{107,f} A. E. Baas,^{59a} M. J. Baca,²¹ H. Bachacou,¹⁴² K. Bachas,^{65a,65b} M. Backes,¹³² P. Bagnaia,^{70a,70b}
 M. Bahmani,⁸² H. Bahrasemani,¹⁴⁹ A. J. Bailey,¹⁷¹ V. R. Bailey,¹⁷⁰ J. T. Baines,¹⁴¹ M. Bajic,³⁹ C. Bakalis,¹⁰ O. K. Baker,¹⁸⁰
 P. J. Bakker,¹¹⁸ D. Bakshi Gupta,⁸ S. Balaji,¹⁵⁴ E. M. Baldin,^{120b,120a} P. Balek,¹⁷⁷ F. Balli,¹⁴² W. K. Balunas,¹³⁴ J. Balz,⁹⁷
 E. Banas,⁸² A. Bandyopadhyay,²⁴ S. Banerjee,^{178,g} A. A. E. Bannoura,¹⁷⁹ L. Barak,¹⁵⁸ W. M. Barbe,³⁷ E. L. Barberio,¹⁰²
 D. Barberis,^{53b,53a} M. Barbero,⁹⁹ T. Barillari,¹¹³ M-S. Barisits,³⁵ J. Barkeloo,¹²⁸ T. Barklow,¹⁵⁰ R. Barnea,¹⁵⁷ S. L. Barnes,^{58c}
 B. M. Barnett,¹⁴¹ R. M. Barnett,¹⁸ Z. Barnovska-Blenessy,^{58a} A. Baroncelli,^{72a} G. Barone,²⁹ A. J. Barr,¹³²
 L. Barranco Navarro,¹⁷¹ F. Barreiro,⁹⁶ J. Barreiro Guimarães da Costa,^{15a} R. Bartoldus,¹⁵⁰ A. E. Barton,⁸⁷ P. Bartos,^{28a}
 A. BasalaeV,¹³⁵ A. Bassalat,¹²⁹ R. L. Bates,⁵⁵ S. J. Batista,¹⁶⁴ S. Batlamous,^{34e} J. R. Batley,³¹ M. Battaglia,¹⁴³ M. Bause,^{70a,70b}
 F. Bauer,¹⁴² K. T. Bauer,¹⁶⁸ H. S. Bawa,¹⁵⁰ J. B. Beacham,¹²³ T. Beau,¹³³ P. H. Beauchemin,¹⁶⁷ P. Bechtle,²⁴ H. C. Beck,⁵¹
 H. P. Beck,^{20,h} K. Becker,⁵⁰ M. Becker,⁹⁷ C. Becot,⁴⁴ A. Beddall,^{12d} A. J. Beddall,^{12a} V. A. Bednyakov,⁷⁷ M. Bedognetti,¹¹⁸
 C. P. Bee,¹⁵² T. A. Beermann,⁷⁴ M. Begalli,^{78b} M. Begel,²⁹ A. Behera,¹⁵² J. K. Behr,⁴⁴ F. Beisiegel,²⁴ A. S. Bell,⁹² G. Bella,¹⁵⁸
 L. Bellagamba,^{23b} A. Bellerive,³³ M. Bellomo,¹⁵⁷ P. Bellos,⁹ K. Belotskiy,¹¹⁰ N. L. Belyaev,¹¹⁰ O. Benary,^{158,a}
 D. Benckekroun,^{34a} M. Bender,¹¹² N. Benekos,¹⁰ Y. Benhammou,¹⁵⁸ E. Benhar Noccioli,¹⁸⁰ J. Benitez,⁷⁵ D. P. Benjamin,⁶
 M. Benoit,⁵² J. R. Bensinger,²⁶ S. Bentvelsen,¹¹⁸ L. Beresford,¹³² M. Beretta,⁴⁹ D. Berge,⁴⁴ E. Bergeas Kuutmann,¹⁶⁹
 N. Berger,⁵ B. Bergmann,¹³⁹ L. J. Bergsten,²⁶ J. Beringer,¹⁸ S. Berlendis,⁷ N. R. Bernard,¹⁰⁰ G. Bernardi,¹³³ C. Bernius,¹⁵⁰
 F. U. Bernlochner,²⁴ T. Berry,⁹¹ P. Berta,⁹⁷ C. Bertella,^{15a} G. Bertoli,^{43a,43b} I. A. Bertram,⁸⁷ G. J. Besjes,³⁹
 O. Bessidskaia Bylund,¹⁷⁹ M. Bessner,⁴⁴ N. Besson,¹⁴² A. Bethani,⁹⁸ S. Bethke,¹¹³ A. Betti,²⁴ A. J. Bevan,⁹⁰ J. Beyer,¹¹³
 R. Bi,¹³⁶ R. M. Bianchi,¹³⁶ O. Biebel,¹¹² D. Biedermann,¹⁹ R. Bielski,³⁵ K. Bierwagen,⁹⁷ N. V. Biesuz,^{69a,69b} M. Biglietti,^{72a}
 T. R. V. Billoud,¹⁰⁷ M. Bindi,⁵¹ A. Bingul,^{12d} C. Bini,^{70a,70b} S. Biondi,^{23b,23a} M. Birman,¹⁷⁷ T. Bisanz,⁵¹ J. P. Biswal,¹⁵⁸
 C. Bittrich,⁴⁶ D. M. Bjergaard,⁴⁷ J. E. Black,¹⁵⁰ K. M. Black,²⁵ T. Blazek,^{28a} I. Bloch,⁴⁴ C. Blocker,²⁶ A. Blue,⁵⁵
 U. Blumenschein,⁹⁰ S. Blunier,^{144a} G. J. Bobbink,¹¹⁸ V. S. Bobrovnikov,^{120b,120a} S. S. Bocchetta,⁹⁴ A. Bocci,⁴⁷ D. Boerner,¹⁷⁹
 D. Bogavac,¹¹² A. G. Bogdanchikov,^{120b,120a} C. Bohm,^{43a} V. Boisvert,⁹¹ P. Bokan,¹⁶⁹ T. Bold,^{81a} A. S. Boldyrev,¹¹¹
 A. E. Bolz,^{59b} M. Bomben,¹³³ M. Bona,⁹⁰ J. S. Bonilla,¹²⁸ M. Boonekamp,¹⁴² H. M. Borecka-Bielska,⁸⁸ A. Borisov,¹²¹
 G. Borissov,⁸⁷ J. Bortfeldt,³⁵ D. Bortoletto,¹³² V. Bortolotto,^{71a,71b} D. Boscherini,^{23b} M. Bosman,¹⁴ J. D. Bossio Sola,³⁰
 K. Bouaouda,^{34a} J. Boudreau,¹³⁶ E. V. Bouhova-Thacker,⁸⁷ D. Boumediene,³⁷ C. Bourdarios,¹²⁹ S. K. Boutle,⁵⁵
 A. Boveia,¹²³ J. Boyd,³⁵ D. Boye,^{32b,i} I. R. Boyko,⁷⁷ A. J. Bozson,⁹¹ J. Bracinik,²¹ N. Brahimi,⁹⁹ A. Brandt,⁸ G. Brandt,¹⁷⁹
 O. Brandt,^{59a} F. Braren,⁴⁴ U. Bratzler,¹⁶¹ B. Brau,¹⁰⁰ J. E. Brau,¹²⁸ W. D. Breaden Madden,⁵⁵ K. Brendlinger,⁴⁴ L. Brenner,⁴⁴
 R. Brenner,¹⁶⁹ S. Bressler,¹⁷⁷ B. Brickwedde,⁹⁷ D. L. Briglin,²¹ D. Britton,⁵⁵ D. Britzger,¹¹³ I. Brock,²⁴ R. Brock,¹⁰⁴
 G. Brooijmans,³⁸ T. Brooks,⁹¹ W. K. Brooks,^{144b} E. Brost,¹¹⁹ J. H. Broughton,²¹ P. A. Bruckman de Renstrom,⁸²

D. Bruncko,^{28b} A. Bruni,^{23b} G. Bruni,^{23b} L. S. Bruni,¹¹⁸ S. Bruno,^{71a,71b} B. H. Brunt,³¹ M. Bruschi,^{23b} N. Bruscolo,¹³⁶ P. Bryant,³⁶ L. Bryngemark,⁹⁴ T. Buanes,¹⁷ Q. Buat,³⁵ P. Buchholz,¹⁴⁸ A. G. Buckley,⁵⁵ I. A. Budagov,⁷⁷ M. K. Bugge,¹³¹ F. Bühner,⁵⁰ O. Bulekov,¹¹⁰ D. Bullock,⁸ T. J. Burch,¹¹⁹ S. Burdin,⁸⁸ C. D. Burgard,¹¹⁸ A. M. Burger,⁵ B. Burghgrave,¹¹⁹ K. Burka,⁸² S. Burke,¹⁴¹ I. Burmeister,⁴⁵ J. T. P. Burr,¹³² V. Büscher,⁹⁷ E. Buschmann,⁵¹ P. Bussey,⁵⁵ J. M. Butler,²⁵ C. M. Buttar,⁵⁵ J. M. Butterworth,⁹² P. Butti,³⁵ W. Buttinger,³⁵ A. Buzatu,¹⁵⁵ A. R. Buzykaev,^{120b,120a} G. Cabras,^{23b,23a} S. Cabrera Urbán,¹⁷¹ D. Caforio,¹³⁹ H. Cai,¹⁷⁰ V. M. M. Cairo,² O. Cakir,^{4a} N. Calace,³⁵ P. Calafiura,¹⁸ A. Calandri,⁹⁹ G. Calderini,¹³³ P. Calfayan,⁶³ G. Callea,⁵⁵ L. P. Caloba,^{78b} S. Calvente Lopez,⁹⁶ D. Calvet,³⁷ S. Calvet,³⁷ T. P. Calvet,¹⁵² M. Calvetti,^{69a,69b} R. Camacho Toro,¹³³ S. Camarda,³⁵ D. Camarero Munoz,⁹⁶ P. Camarri,^{71a,71b} D. Cameron,¹³¹ R. Caminal Armadans,¹⁰⁰ C. Camincher,³⁵ S. Campana,³⁵ M. Campanelli,⁹² A. Camplani,³⁹ A. Campoverde,¹⁴⁸ V. Canale,^{67a,67b} M. Cano Bret,^{58c} J. Cantero,¹²⁶ T. Cao,¹⁵⁸ Y. Cao,¹⁷⁰ M. D. M. Capeans Garrido,³⁵ I. Caprini,^{27b} M. Caprini,^{27b} M. Capua,^{40b,40a} R. M. Carbone,³⁸ R. Cardarelli,^{71a} F. C. Cardillo,¹⁴⁶ I. Carli,¹⁴⁰ T. Carli,³⁵ G. Carlino,^{67a} B. T. Carlson,¹³⁶ L. Carminati,^{66a,66b} R. M. D. Carney,^{43a,43b} S. Caron,¹¹⁷ E. Carquin,^{144b} S. Carrá,^{66a,66b} J. W. S. Carter,¹⁶⁴ D. Casadei,^{32b} M. P. Casado,^{14j} A. F. Casha,¹⁶⁴ D. W. Casper,¹⁶⁸ R. Castelijin,¹¹⁸ F. L. Castillo,¹⁷¹ V. Castillo Gimenez,¹⁷¹ N. F. Castro,^{137a,137e} A. Catinaccio,³⁵ J. R. Catmore,¹³¹ A. Cattai,³⁵ J. Caudron,²⁴ V. Cavaliere,²⁹ E. Cavallaro,¹⁴ D. Cavalli,^{66a} M. Cavalli-Sforza,¹⁴ V. Cavasinni,^{69a,69b} E. Celebi,^{12b} F. Ceradini,^{72a,72b} L. Cerda Alberich,¹⁷¹ A. S. Cerqueira,^{78a} A. Cerri,¹⁵³ L. Cerrito,^{71a,71b} F. Cerutti,¹⁸ A. Cervelli,^{23b,23a} S. A. Cetin,^{12b} A. Chafaq,^{34a} D. Chakraborty,¹¹⁹ S. K. Chan,⁵⁷ W. S. Chan,¹¹⁸ W. Y. Chan,⁸⁸ J. D. Chapman,³¹ B. Chargeishvili,^{156b} D. G. Charlton,²¹ C. C. Chau,³³ C. A. Chavez Barajas,¹⁵³ S. Che,¹²³ A. Chegwidden,¹⁰⁴ S. Chekanov,⁶ S. V. Chekulaev,^{165a} G. A. Chelkov,^{77,k} M. A. Chelstowska,³⁵ B. Chen,⁷⁶ C. Chen,^{58a} C. H. Chen,⁷⁶ H. Chen,²⁹ J. Chen,^{58a} J. Chen,³⁸ S. Chen,¹³⁴ S. J. Chen,^{15c} X. Chen,^{15b,l} Y. Chen,⁸⁰ Y-H. Chen,⁴⁴ H. C. Cheng,^{61a} H. J. Cheng,^{15d} A. Cheplakov,⁷⁷ E. Cheremushkina,¹²¹ R. Cherkaoui El Moursli,^{34e} E. Cheu,⁷ K. Cheung,⁶² T. J. A. Chevalérias,¹⁴² L. Chevalier,¹⁴² V. Chiarella,⁴⁹ G. Chiarelli,^{69a} G. Chiodini,^{65a} A. S. Chisholm,^{35,21} A. Chitan,^{27b} I. Chiu,¹⁶⁰ Y. H. Chiu,¹⁷³ M. V. Chizhov,⁷⁷ K. Choi,⁶³ A. R. Chomont,¹²⁹ S. Chouridou,¹⁵⁹ Y. S. Chow,¹¹⁸ V. Christodoulou,⁹² M. C. Chu,^{61a} J. Chudoba,¹³⁸ A. J. Chuinard,¹⁰¹ J. J. Chwastowski,⁸² L. Chytka,¹²⁷ D. Cinca,⁴⁵ V. Cindro,⁸⁹ I. A. Cioară,²⁴ A. Ciocio,¹⁸ F. Ciroto,^{67a,67b} Z. H. Citron,¹⁷⁷ M. Citterio,^{66a} A. Clark,⁵² M. R. Clark,³⁸ P. J. Clark,⁴⁸ C. Clement,^{43a,43b} Y. Coadou,⁹⁹ M. Cobal,^{64a,64c} A. Coccaro,^{53b} J. Cochran,⁷⁶ H. Cohen,¹⁵⁸ A. E. C. Coimbra,¹⁷⁷ L. Colasurdo,¹¹⁷ B. Cole,³⁸ A. P. Colijn,¹¹⁸ J. Collot,⁵⁶ P. Conde Muiño,^{137a,m} E. Coniavitis,⁵⁰ S. H. Connell,^{32b} I. A. Connelly,⁹⁸ S. Constantinescu,^{27b} F. Conventi,^{67a,n} A. M. Cooper-Sarkar,¹³² F. Cormier,¹⁷² K. J. R. Cormier,¹⁶⁴ L. D. Corpe,⁹² M. Corradi,^{70a,70b} E. E. Corrigan,⁹⁴ F. Corriveau,^{101,o} A. Cortes-Gonzalez,³⁵ M. J. Costa,¹⁷¹ F. Costanza,⁵ D. Costanzo,¹⁴⁶ G. Cottin,³¹ G. Cowan,⁹¹ B. E. Cox,⁹⁸ J. Crane,⁹⁸ K. Cranmer,¹²² S. J. Crawley,⁵⁵ R. A. Creager,¹³⁴ G. Cree,³³ S. Crépe-Renaudin,⁵⁶ F. Crescioli,¹³³ M. Cristinziani,²⁴ V. Croft,¹²² G. Crosetti,^{40b,40a} A. Cueto,⁹⁶ T. Cuhadar Donszelmann,¹⁴⁶ A. R. Cukierman,¹⁵⁰ S. Czekierda,⁸² P. Czodrowski,³⁵ M. J. Da Cunha Sargedas De Sousa,^{58b} C. Da Via,⁹⁸ W. Dabrowski,^{81a} T. Dado,^{28a,p} S. Dahbi,^{34e} T. Dai,¹⁰³ F. Dallah,¹⁰⁷ C. Dallapiccola,¹⁰⁰ M. Dam,³⁹ G. D'amen,^{23b,23a} J. Damp,⁹⁷ J. R. Dandoy,¹³⁴ M. F. Daneri,³⁰ N. P. Dang,^{178,g} N. D. Dann,⁹⁸ M. Danninger,¹⁷² V. Dao,³⁵ G. Darbo,^{53b} S. Darmora,⁸ O. Dartsis,⁵ A. Dattagupta,¹²⁸ T. Daubney,⁴⁴ S. D'Auria,^{66a,66b} W. Davey,²⁴ C. David,⁴⁴ T. Davidek,¹⁴⁰ D. R. Davis,⁴⁷ E. Dawe,¹⁰² I. Dawson,¹⁴⁶ K. De,⁸ R. De Asmundis,^{67a} A. De Benedetti,¹²⁵ M. De Beurs,¹¹⁸ S. De Castro,^{23b,23a} S. De Cecco,^{70a,70b} N. De Groot,¹¹⁷ P. de Jong,¹¹⁸ H. De la Torre,¹⁰⁴ F. De Lorenzi,⁷⁶ A. De Maria,^{69a,69b} D. De Pedis,^{70a} A. De Salvo,^{70a} U. De Sanctis,^{71a,71b} M. De Santis,^{71a,71b} A. De Santo,¹⁵³ K. De Vasconcelos Corga,⁹⁹ J. B. De Vivie De Regie,¹²⁹ C. Debenedetti,¹⁴³ D. V. Dedovich,⁷⁷ N. Dehghanian,³ M. Del Gaudio,^{40b,40a} J. Del Peso,⁹⁶ Y. Delabat Diaz,⁴⁴ D. Delgove,¹²⁹ F. Deliot,¹⁴² C. M. Delitzsch,⁷ M. Della Pietra,^{67a,67b} D. Della Volpe,⁵² A. Dell'Acqua,³⁵ L. Dell'Asta,²⁵ M. Delmastro,⁵ C. Delporte,¹²⁹ P. A. Delsart,⁵⁶ D. A. DeMarco,¹⁶⁴ S. Demers,¹⁸⁰ M. Demichev,⁷⁷ S. P. Denisov,¹²¹ D. Denysiuk,¹¹⁸ L. D'Eramo,¹³³ D. Derendarz,⁸² J. E. Derkaoui,^{34d} F. Derue,¹³³ P. Dervan,⁸⁸ K. Desch,²⁴ C. Deterre,⁴⁴ K. Dette,¹⁶⁴ M. R. Devesa,³⁰ P. O. Deviveiros,³⁵ A. Dewhurst,¹⁴¹ S. Dhaliwal,²⁶ F. A. Di Bello,⁵² A. Di Ciaccio,^{71a,71b} L. Di Ciaccio,⁵ W. K. Di Clemente,¹³⁴ C. Di Donato,^{67a,67b} A. Di Girolamo,³⁵ G. Di Gregorio,^{69a,69b} B. Di Micco,^{72a,72b} R. Di Nardo,¹⁰⁰ K. F. Di Petrillo,⁵⁷ R. Di Sipio,¹⁶⁴ D. Di Valentino,³³ C. Diaconu,⁹⁹ M. Diamond,¹⁶⁴ F. A. Dias,³⁹ T. Dias Do Vale,^{137a} M. A. Diaz,^{144a} J. Dickinson,¹⁸ E. B. Diehl,¹⁰³ J. Dietrich,¹⁹ S. Díez Cornell,⁴⁴ A. Dimitrievska,¹⁸ J. Dingfelder,²⁴ F. Dittus,³⁵ F. Djama,⁹⁹ T. Djobava,^{156b} J. I. Djuvsland,¹⁷ M. A. B. Do Vale,^{78c} M. Dobre,^{27b} D. Dodsworth,²⁶ C. Doglioni,⁹⁴ J. Dolejsi,¹⁴⁰ Z. Dolezal,¹⁴⁰ M. Donadelli,^{78d} J. Donini,³⁷ A. D'onofrio,⁹⁰ M. D'Onofrio,⁸⁸ J. Dopke,¹⁴¹ A. Doria,^{67a} M. T. Dova,⁸⁶ A. T. Doyle,⁵⁵ E. Drechsler,¹⁴⁹ E. Dreyer,¹⁴⁹ T. Dreyer,⁵¹ Y. Du,^{58b} F. Dubinin,¹⁰⁸ M. Dubovsky,^{28a} A. Dubreuil,⁵² E. Duchovni,¹⁷⁷ G. Duckeck,¹¹² A. Ducourthial,¹³³ O. A. Ducu,^{107,q}

D. Duda,¹¹³ A. Dudarev,³⁵ A. C. Dudder,⁹⁷ E. M. Duffield,¹⁸ L. Dufлот,¹²⁹ M. Dührssen,³⁵ C. Dülsen,¹⁷⁹ M. Dumancic,¹⁷⁷ A. E. Dumitriu,^{27b,r} A. K. Duncan,⁵⁵ M. Dunford,^{59a} A. Duperrin,⁹⁹ H. Duran Yildiz,^{4a} M. Düren,⁵⁴ A. Durglishvili,^{156b} D. Duschinger,⁴⁶ B. Dutta,⁴⁴ D. Duvnjak,¹ G. Dyckes,¹³⁴ M. Dyndal,⁴⁴ S. Dysch,⁹⁸ B. S. Dziedzic,⁸² K. M. Ecker,¹¹³ R. C. Edgar,¹⁰³ T. Eifert,³⁵ G. Eigen,¹⁷ K. Einsweiler,¹⁸ T. Ekelof,¹⁶⁹ M. El Kacimi,^{34c} R. El Kosseifi,⁹⁹ V. Ellajosyula,⁹⁹ M. Ellert,¹⁶⁹ F. Ellinghaus,¹⁷⁹ A. A. Elliot,⁹⁰ N. Ellis,³⁵ J. Elmsheuser,²⁹ M. Elsing,³⁵ D. Emeliyanov,¹⁴¹ A. Emerman,³⁸ Y. Enari,¹⁶⁰ J. S. Ennis,¹⁷⁵ M. B. Epland,⁴⁷ J. Erdmann,⁴⁵ A. Ereditato,²⁰ S. Errede,¹⁷⁰ M. Escalier,¹²⁹ C. Escobar,¹⁷¹ O. Estrada Pastor,¹⁷¹ A. I. Etiennevire,¹⁴² E. Etzion,¹⁵⁸ H. Evans,⁶³ A. Ezhilov,¹³⁵ M. Ezzi,^{34e} F. Fabbri,⁵⁵ L. Fabbri,^{23b,23a} V. Fabiani,¹¹⁷ G. Facini,⁹² R. M. Faisca Rodrigues Pereira,^{137a} R. M. Fakhruddinov,¹²¹ S. Falciano,^{70a} P. J. Falke,⁵ S. Falke,⁵ J. Faltova,¹⁴⁰ Y. Fang,^{15a} M. Fanti,^{66a,66b} A. Farbin,⁸ A. Farilla,^{72a} E. M. Farina,^{68a,68b} T. Farooque,¹⁰⁴ S. Farrell,¹⁸ S. M. Farrington,¹⁷⁵ P. Farthouat,³⁵ F. Fassi,^{34e} P. Fassnacht,³⁵ D. Fassouliotis,⁹ M. Fauci Giannelli,⁴⁸ A. Favareto,^{53b,53a} W. J. Fawcett,³¹ L. Fayard,¹²⁹ O. L. Fedin,^{135,s} W. Fedorko,¹⁷² M. Feickert,⁴¹ S. Feigl,¹³¹ L. Felgioni,⁹⁹ C. Feng,^{58b} E. J. Feng,³⁵ M. Feng,⁴⁷ M. J. Fenton,⁵⁵ A. B. Fenyuk,¹²¹ L. Feremenga,⁸ J. Ferrando,⁴⁴ A. Ferrari,¹⁶⁹ P. Ferrari,¹¹⁸ R. Ferrari,^{68a} D. E. Ferreira de Lima,^{59b} A. Ferrer,¹⁷¹ D. Ferrere,⁵² C. Ferretti,¹⁰³ F. Fiedler,⁹⁷ A. Filipčič,⁸⁹ F. Filthaut,¹¹⁷ K. D. Finelli,²⁵ M. C. N. Fiolhais,^{137a,137c,t} L. Fiorini,¹⁷¹ C. Fischer,¹⁴ W. C. Fisher,¹⁰⁴ N. Flaschel,⁴⁴ I. Fleck,¹⁴⁸ P. Fleischmann,¹⁰³ R. R. M. Fletcher,¹³⁴ T. Flick,¹⁷⁹ B. M. Flierl,¹¹² L. M. Flores,¹³⁴ L. R. Flores Castillo,^{61a} F. M. Follega,^{73a,73b} N. Fomin,¹⁷ G. T. Forcolin,^{73a,73b} A. Formica,¹⁴² F. A. Förster,¹⁴ A. C. Forti,⁹⁸ A. G. Foster,²¹ D. Fournier,¹²⁹ H. Fox,⁸⁷ S. Fracchia,¹⁴⁶ P. Francavilla,^{69a,69b} M. Franchini,^{23b,23a} S. Franchino,^{59a} D. Francis,³⁵ L. Franconi,¹⁴³ M. Franklin,⁵⁷ M. Frate,¹⁶⁸ M. Fraternali,^{68a,68b} A. N. Fray,⁹⁰ D. Freeborn,⁹² B. Freund,¹⁰⁷ W. S. Freund,^{78b} E. M. Freundlich,⁴⁵ D. C. Frizzell,¹²⁵ D. Froidevaux,³⁵ J. A. Frost,¹³² C. Fukunaga,¹⁶¹ E. Fullana Torregrosa,¹⁷¹ E. Fumagalli,^{53b,53a} T. Fusayasu,¹¹⁴ J. Fuster,¹⁷¹ O. Gabizon,¹⁵⁷ A. Gabrielli,^{23b,23a} A. Gabrielli,¹⁸ G. P. Gach,^{81a} S. Gadatsch,⁵² P. Gadow,¹¹³ G. Gagliardi,^{53b,53a} L. G. Gagnon,¹⁰⁷ C. Galea,^{27b} B. Galhardo,^{137a,137c} E. J. Gallas,¹³² B. J. Gallop,¹⁴¹ P. Gallus,¹³⁹ G. Galster,³⁹ R. Gamboa Goni,⁹⁰ K. K. Gan,¹²³ S. Ganguly,¹⁷⁷ J. Gao,^{58a} Y. Gao,⁸⁸ Y. S. Gao,^{150,u} C. García,¹⁷¹ J. E. García Navarro,¹⁷¹ J. A. García Pascual,^{15a} M. Garcia-Sciveres,¹⁸ R. W. Gardner,³⁶ N. Garelli,¹⁵⁰ S. Gargiulo,⁵⁰ V. Garonne,¹³¹ K. Gasnikova,⁴⁴ A. Gaudiello,^{53b,53a} G. Gaudio,^{68a} I. L. Gavrilenko,¹⁰⁸ A. Gavriljuk,¹⁰⁹ C. Gay,¹⁷² G. Gaycken,²⁴ E. N. Gazis,¹⁰ C. N. P. Gee,¹⁴¹ J. Geisen,⁵¹ M. Geisen,⁹⁷ M. P. Geisler,^{59a} C. Gemme,^{53b} M. H. Genest,⁵⁶ C. Geng,¹⁰³ S. Gentile,^{70a,70b} S. George,⁹¹ D. Gerbaudo,¹⁴ G. Gessner,⁴⁵ S. Ghasemi,¹⁴⁸ M. Ghasemi Bostanabad,¹⁷³ M. Ghneimat,²⁴ B. Giacobbe,^{23b} S. Giagu,^{70a,70b} N. Giangiacomi,^{23b,23a} P. Giannetti,^{69a} A. Giannini,^{67a,67b} S. M. Gibson,⁹¹ M. Gignac,¹⁴³ D. Gillberg,³³ G. Gilles,¹⁷⁹ D. M. Gingrich,^{3,f} M. P. Giordani,^{64a,64c} F. M. Giorgi,^{23b} P. F. Giraud,¹⁴² P. Giromini,⁵⁷ G. Giugliarelli,^{64a,64c} D. Giugni,^{66a} F. Giuli,¹³² M. Giulini,^{59b} S. Gkaitatzis,¹⁵⁹ I. Gkialas,^{9,v} E. L. Gkoukousis,¹⁴ P. Gkoutoumis,¹⁰ L. K. Gladilin,¹¹¹ C. Glasman,⁹⁶ J. Glatzer,¹⁴ P. C. F. Glaysher,⁴⁴ A. Glazov,⁴⁴ M. Goblirsch-Kolb,²⁶ J. Godlewski,⁸² S. Goldfarb,¹⁰² T. Golling,⁵² D. Golubkov,¹²¹ A. Gomes,^{137a,137b} R. Goncalves Gama,⁵¹ R. Gonçalo,^{137a} G. Gonella,⁵⁰ L. Gonella,²¹ A. Gongadze,⁷⁷ F. Gonnella,²¹ J. L. Gonski,⁵⁷ S. González de la Hoz,¹⁷¹ S. Gonzalez-Sevilla,⁵² L. Goossens,³⁵ P. A. Gorbounov,¹⁰⁹ H. A. Gordon,²⁹ B. Gorini,³⁵ E. Gorini,^{65a,65b} A. Gorišek,⁸⁹ A. T. Goshaw,⁴⁷ C. Gössling,⁴⁵ M. I. Gostkin,⁷⁷ C. A. Gottardo,²⁴ C. R. Goudet,¹²⁹ D. Goujdami,^{34c} A. G. Goussiou,¹⁴⁵ N. Govender,^{32b,w} C. Goy,⁵ E. Gozani,¹⁵⁷ I. Grabowska-Bold,^{81a} P. O. J. Gradin,¹⁶⁹ E. C. Graham,⁸⁸ J. Gramling,¹⁶⁸ E. Gramstad,¹³¹ S. Grancagnolo,¹⁹ V. Gratchev,¹³⁵ P. M. Gravila,^{27f} F. G. Gravili,^{65a,65b} C. Gray,⁵⁵ H. M. Gray,¹⁸ Z. D. Greenwood,^{93,x} C. Greife,²⁴ K. Gregersen,⁹⁴ I. M. Gregor,⁴⁴ P. Grenier,¹⁵⁰ K. Grevtsov,⁴⁴ N. A. Grieser,¹²⁵ J. Griffiths,⁸ A. A. Grillo,¹⁴³ K. Grimm,^{150,y} S. Grinstein,^{14,z} Ph. Gris,³⁷ J.-F. Grivaz,¹²⁹ S. Groh,⁹⁷ E. Gross,¹⁷⁷ J. Grosse-Knetter,⁵¹ G. C. Grossi,⁹³ Z. J. Grout,⁹² C. Grud,¹⁰³ A. Grummer,¹¹⁶ L. Guan,¹⁰³ W. Guan,¹⁷⁸ J. Guenther,³⁵ A. Guerguichon,¹²⁹ F. Guescini,^{165a} D. Guest,¹⁶⁸ R. Gugel,⁵⁰ B. Gui,¹²³ T. Guillemain,⁵ S. Guindon,³⁵ U. Gul,⁵⁵ J. Guo,^{58c} W. Guo,¹⁰³ Y. Guo,^{58a,aa} Z. Guo,⁹⁹ R. Gupta,⁴⁴ S. Gurbuz,^{12c} G. Gustavino,¹²⁵ P. Gutierrez,¹²⁵ C. Gutschow,⁹² C. Guyot,¹⁴² M. P. Guzik,^{81a} C. Gwenlan,¹³² C. B. Gwilliam,⁸⁸ A. Haas,¹²² C. Haber,¹⁸ H. K. Hadavand,⁸ N. Haddad,^{34e} A. Hadeef,^{58a} S. Hageböck,²⁴ M. Hagihara,¹⁶⁶ H. Hakobyan,^{181,a} M. Haleem,¹⁷⁴ J. Haley,¹²⁶ G. Halladjian,¹⁰⁴ G. D. Hallewell,⁹⁹ K. Hamacher,¹⁷⁹ P. Hamal,¹²⁷ K. Hamano,¹⁷³ A. Hamilton,^{32a} G. N. Hamity,¹⁴⁶ K. Han,^{58a,bb} L. Han,^{58a} S. Han,^{15d} K. Hanagaki,^{79,cc} M. Hance,¹⁴³ D. M. Handl,¹¹² B. Haney,¹³⁴ R. Hankache,¹³³ P. Hanke,^{59a} E. Hansen,⁹⁴ J. B. Hansen,³⁹ J. D. Hansen,³⁹ M. C. Hansen,²⁴ P. H. Hansen,³⁹ E. C. Hanson,⁹⁸ K. Hara,¹⁶⁶ A. S. Hard,¹⁷⁸ T. Harenberg,¹⁷⁹ S. Harkusha,¹⁰⁵ P. F. Harrison,¹⁷⁵ N. M. Hartmann,¹¹² Y. Hasegawa,¹⁴⁷ A. Hasib,⁴⁸ S. Hassani,¹⁴² S. Haug,²⁰ R. Hauser,¹⁰⁴ L. Hauswald,⁴⁶ L. B. Havener,³⁸ M. Havranek,¹³⁹ C. M. Hawkes,²¹ R. J. Hawkings,³⁵ D. Hayden,¹⁰⁴ C. Hayes,¹⁵² C. P. Hays,¹³² J. M. Hays,⁹⁰ H. S. Hayward,⁸⁸ S. J. Haywood,¹⁴¹ F. He,^{58a} M. P. Heath,⁴⁸ V. Hedberg,⁹⁴ L. Heelan,⁸ S. Heer,²⁴

K. K. Heidegger,⁵⁰ J. Heilman,³³ S. Heim,⁴⁴ T. Heim,¹⁸ B. Heinemann,^{44,dd} J. J. Heinrich,¹¹² L. Heinrich,¹²² C. Heinz,⁵⁴
 J. Hejbal,¹³⁸ L. Helary,³⁵ A. Held,¹⁷² S. Hellesund,¹³¹ C. M. Helling,¹⁴³ S. Hellman,^{43a,43b} C. Helsens,³⁵
 R. C. W. Henderson,⁸⁷ Y. Heng,¹⁷⁸ S. Henkelmann,¹⁷² A. M. Henriques Correia,³⁵ G. H. Herbert,¹⁹ H. Herde,²⁶ V. Herget,¹⁷⁴
 Y. Hernández Jiménez,^{32c} H. Herr,⁹⁷ M. G. Herrmann,¹¹² T. Herrmann,⁴⁶ G. Herten,⁵⁰ R. Hertenberger,¹¹² L. Hervas,³⁵
 T. C. Herwig,¹³⁴ G. G. Hesketh,⁹² N. P. Hessey,^{165a} A. Higashida,¹⁶⁰ S. Higashino,⁷⁹ E. Higón-Rodríguez,¹⁷¹
 K. Hildebrand,³⁶ E. Hill,¹⁷³ J. C. Hill,³¹ K. K. Hill,²⁹ K. H. Hiller,⁴⁴ S. J. Hillier,²¹ M. Hils,⁴⁶ I. Hinchliffe,¹⁸
 F. Hinterkeuser,²⁴ M. Hirose,¹³⁰ D. Hirschbuehl,¹⁷⁹ B. Hiti,⁸⁹ O. Hladik,¹³⁸ D. R. Hlaluku,^{32c} X. Hoad,⁴⁸ J. Hobbs,¹⁵²
 N. Hod,^{165a} M. C. Hodgkinson,¹⁴⁶ A. Hoecker,³⁵ M. R. Hoferkamp,¹¹⁶ F. Hoenig,¹¹² D. Hohn,⁵⁰ D. Hohov,¹²⁹
 T. R. Holmes,³⁶ M. Holzbock,¹¹² M. Homann,⁴⁵ B. H. Hommels,³¹ S. Honda,¹⁶⁶ T. Honda,⁷⁹ T. M. Hong,¹³⁶ A. Hönle,¹¹³
 B. H. Hooberman,¹⁷⁰ W. H. Hopkins,¹²⁸ Y. Horii,¹¹⁵ P. Horn,⁴⁶ A. J. Horton,¹⁴⁹ L. A. Horyn,³⁶ J.-Y. Hostachy,⁵⁶
 A. Hostiuc,¹⁴⁵ S. Hou,¹⁵⁵ A. Hoummada,^{34a} J. Howarth,⁹⁸ J. Hoya,⁸⁶ M. Hrabovsky,¹²⁷ J. Hrdinka,³⁵ I. Hristova,¹⁹
 J. Hrivnac,¹²⁹ A. Hrynevich,¹⁰⁶ T. Hryn'ova,⁵ P. J. Hsu,⁶² S.-C. Hsu,¹⁴⁵ Q. Hu,²⁹ S. Hu,^{58c} Y. Huang,^{15a} Z. Hubacek,¹³⁹
 F. Hubaut,⁹⁹ M. Huebner,²⁴ F. Huegging,²⁴ T. B. Huffman,¹³² M. Huhtinen,³⁵ R. F. H. Hunter,³³ P. Huo,¹⁵² A. M. Hupe,³³
 N. Huseynov,^{77,e} J. Huston,¹⁰⁴ J. Huth,⁵⁷ R. Hyneman,¹⁰³ G. Iacobucci,⁵² G. Iakovidis,²⁹ I. Ibragimov,¹⁴⁸
 L. Iconomidou-Fayard,¹²⁹ Z. Idrissi,^{34e} P. Iengo,³⁵ R. Ignazzi,³⁹ O. Igonkina,^{118,ee} R. Iguchi,¹⁶⁰ T. Iizawa,⁵² Y. Ikegami,⁷⁹
 M. Ikeno,⁷⁹ D. Iliadis,¹⁵⁹ N. Ilic,¹¹⁷ F. Iltzsche,⁴⁶ G. Introzzi,^{68a,68b} M. Iodice,^{72a} K. Iordanidou,³⁸ V. Ippolito,^{70a,70b}
 M. F. Isacson,¹⁶⁹ N. Ishijima,¹³⁰ M. Ishino,¹⁶⁰ M. Ishitsuka,¹⁶² W. Islam,¹²⁶ C. Issever,¹³² S. Istin,¹⁵⁷ F. Ito,¹⁶⁶
 J. M. Iturbe Ponce,^{61a} R. Iuppa,^{73a,73b} A. Ivina,¹⁷⁷ H. Iwasaki,⁷⁹ J. M. Izen,⁴² V. Izzo,^{67a} P. Jacka,¹³⁸ P. Jackson,¹
 R. M. Jacobs,²⁴ V. Jain,² G. Jäkel,¹⁷⁹ K. B. Jakobi,⁹⁷ K. Jakobs,⁵⁰ S. Jakobsen,⁷⁴ T. Jakoubek,¹³⁸ D. O. Jamin,¹²⁶ R. Jansky,⁵²
 J. Janssen,²⁴ M. Janus,⁵¹ P. A. Janus,^{81a} G. Jarlskog,⁹⁴ N. Javadov,^{77,e} T. Javůrek,³⁵ M. Javurkova,⁵⁰ F. Jeanneau,¹⁴²
 L. Jeanty,¹⁸ J. Jejelava,^{156a,ff} A. Jelinskas,¹⁷⁵ P. Jenni,^{50,gg} J. Jeong,⁴⁴ N. Jeong,⁴⁴ S. Jézéquel,⁵ H. Ji,¹⁷⁸ J. Jia,¹⁵² H. Jiang,⁷⁶
 Y. Jiang,^{58a} Z. Jiang,^{150,hh} S. Jiggins,⁵⁰ F. A. Jimenez Morales,³⁷ J. Jimenez Pena,¹⁷¹ S. Jin,^{15c} A. Jinaru,^{27b} O. Jinnouchi,¹⁶²
 H. Jivan,^{32c} P. Johansson,¹⁴⁶ K. A. Johns,⁷ C. A. Johnson,⁶³ K. Jon-And,^{43a,43b} R. W. L. Jones,⁸⁷ S. D. Jones,¹⁵³ S. Jones,⁷
 T. J. Jones,⁸⁸ J. Jongmanns,^{59a} P. M. Jorge,^{137a,137b} J. Jovicevic,^{165a} X. Ju,¹⁸ J. J. Jungelburth,¹¹³ A. Juste Rozas,^{14,z}
 A. Kaczmarska,⁸² M. Kado,¹²⁹ H. Kagan,¹²³ M. Kagan,¹⁵⁰ T. Kaji,¹⁷⁶ E. Kajomovitz,¹⁵⁷ C. W. Kalderon,⁹⁴ A. Kaluza,⁹⁷
 S. Kama,⁴¹ A. Kamenshchikov,¹²¹ L. Kanjir,⁸⁹ Y. Kano,¹⁶⁰ V. A. Kantserov,¹¹⁰ J. Kanzaki,⁷⁹ L. S. Kaplan,¹⁷⁸ D. Kar,^{32c}
 M. J. Kareem,^{165b} E. Karentzos,¹⁰ S. N. Karpov,⁷⁷ Z. M. Karpova,⁷⁷ V. Kartvelishvili,⁸⁷ A. N. Karyukhin,¹²¹ L. Kashif,¹⁷⁸
 R. D. Kass,¹²³ A. Kastanas,^{43a,43b} Y. Kataoka,¹⁶⁰ C. Kato,^{58d,58c} J. Katzy,⁴⁴ K. Kawade,⁸⁰ K. Kawagoe,⁸⁵ T. Kawaguchi,¹¹⁵
 T. Kawamoto,¹⁶⁰ G. Kawamura,⁵¹ E. F. Kay,⁸⁸ V. F. Kazanin,^{120b,120a} R. Keeler,¹⁷³ R. Kehoe,⁴¹ J. S. Keller,³³
 E. Kellermann,⁹⁴ J. J. Kempster,²¹ J. Kendrick,²¹ O. Kepka,¹³⁸ S. Kersten,¹⁷⁹ B. P. Kerševan,⁸⁹ S. Ketabchi Haghghat,¹⁶⁴
 R. A. Keyes,¹⁰¹ M. Khader,¹⁷⁰ F. Khalil-Zada,¹³ A. Khanov,¹²⁶ A. G. Kharlamov,^{120b,120a} T. Kharlamova,^{120b,120a}
 E. E. Khoda,¹⁷² A. Khodinov,¹⁶³ T. J. Khoo,⁵² E. Khranov,⁷⁷ J. Khubua,^{156b} S. Kido,⁸⁰ M. Kiehn,⁵² C. R. Kilby,⁹¹
 Y. K. Kim,³⁶ N. Kimura,^{64a,64c} O. M. Kind,¹⁹ B. T. King,⁸⁸ D. Kirchmeier,⁴⁶ J. Kirk,¹⁴¹ A. E. Kiryunin,¹¹³ T. Kishimoto,¹⁶⁰
 D. Kisielewska,^{81a} V. Kitali,⁴⁴ O. Kivernyk,⁵ E. Kladiva,^{28b,a} T. Klapdor-Kleingrothaus,⁵⁰ M. H. Klein,¹⁰³ M. Klein,⁸⁸
 U. Klein,⁸⁸ K. Kleinknecht,⁹⁷ P. Klimek,¹¹⁹ A. Klimentov,²⁹ T. Klingl,²⁴ T. Klioutchnikova,³⁵ F. F. Klitzner,¹¹² P. Kluit,¹¹⁸
 S. Kluth,¹¹³ E. Kneringer,⁷⁴ E. B. F. G. Knoops,⁹⁹ A. Knue,⁵⁰ A. Kobayashi,¹⁶⁰ D. Kobayashi,⁸⁵ T. Kobayashi,¹⁶⁰
 M. Kobel,⁴⁶ M. Kocian,¹⁵⁰ P. Kodys,¹⁴⁰ P. T. Koenig,²⁴ T. Koffas,³³ E. Koffeman,¹¹⁸ N. M. Köhler,¹¹³ T. Koi,¹⁵⁰ M. Kolb,^{59b}
 I. Koletsou,⁵ T. Kondo,⁷⁹ N. Kondrashova,^{58c} K. Köneke,⁵⁰ A. C. König,¹¹⁷ T. Kono,⁷⁹ R. Konoplich,^{122,ii}
 V. Konstantinides,⁹² N. Konstantinidis,⁹² B. Konya,⁹⁴ R. Kopeliantsky,⁶³ S. Koperny,^{81a} K. Korcyl,⁸² K. Kordas,¹⁵⁹
 G. Koren,¹⁵⁸ A. Korn,⁹² I. Korolkov,¹⁴ E. V. Korolkova,¹⁴⁶ N. Korotkova,¹¹¹ O. Kortner,¹¹³ S. Kortner,¹¹³ T. Kosek,¹⁴⁰
 V. V. Kostyukhin,²⁴ A. Kotwal,⁴⁷ A. Koulouris,¹⁰ A. Kourkouveli-Charalampidi,^{68a,68b} C. Kourkouvelis,⁹ E. Kourlitis,¹⁴⁶
 V. Kouskoura,²⁹ A. B. Kowalewska,⁸² R. Kowalewski,¹⁷³ T. Z. Kowalski,^{81a} C. Kozakai,¹⁶⁰ W. Kozanecki,¹⁴²
 A. S. Kozhin,¹²¹ V. A. Kramarenko,¹¹¹ G. Kramberger,⁸⁹ D. Krasnopevtsev,^{58a} M. W. Krasny,¹³³ A. Krasznahorkay,³⁵
 D. Krauss,¹¹³ J. A. Kremer,^{81a} J. Kretschmar,⁸⁸ P. Krieger,¹⁶⁴ K. Krizka,¹⁸ K. Kroeninger,⁴⁵ H. Kroha,¹¹³ J. Kroll,¹³⁸
 J. Kroll,¹³⁴ J. Krstic,¹⁶ U. Kruchonak,⁷⁷ H. Krüger,²⁴ N. Krumnack,⁷⁶ M. C. Kruse,⁴⁷ T. Kubota,¹⁰² S. Kudah,^{4b}
 J. T. Kuechler,¹⁷⁹ S. Kuehn,³⁵ A. Kugel,^{59a} T. Kuhl,⁴⁴ V. Kukhtin,⁷⁷ R. Kukla,⁹⁹ Y. Kulchitsky,^{105,ji} S. Kuleshov,^{144b}
 Y. P. Kulinich,¹⁷⁰ M. Kuna,⁵⁶ T. Kunigo,⁸³ A. Kupco,¹³⁸ T. Kupfer,⁴⁵ O. Kuprash,¹⁵⁸ H. Kurashige,⁸⁰ L. L. Kurchaninov,^{165a}
 Y. A. Kurochkin,¹⁰⁵ A. Kurova,¹¹⁰ M. G. Kurth,^{15d} E. S. Kuwertz,³⁵ M. Kuze,¹⁶² J. Kvita,¹²⁷ T. Kwan,¹⁰¹ A. La Rosa,¹¹³
 J. L. La Rosa Navarro,^{78d} L. La Rotonda,^{40b,40a} F. La Ruffa,^{40b,40a} C. Lacasta,¹⁷¹ F. Lacava,^{70a,70b} J. Lacey,⁴⁴ D. P. J. Lack,⁹⁸

H. Lacker,¹⁹ D. Lacour,¹³³ E. Ladygin,⁷⁷ R. Lafaye,⁵ B. Laforge,¹³³ T. Lagouri,^{32c} S. Lai,⁵¹ S. Lammers,⁶³ W. Lampl,⁷ E. Lançon,²⁹ U. Landgraf,⁵⁰ M. P. J. Landon,⁹⁰ M. C. Lanfermann,⁵² V. S. Lang,⁴⁴ J. C. Lange,⁵¹ R. J. Langenberg,³⁵ A. J. Lankford,¹⁶⁸ F. Lanni,²⁹ K. Lantzsch,²⁴ A. Lanza,^{68a} A. Lapertosa,^{53b,53a} S. Laplace,¹³³ J. F. Laporte,¹⁴² T. Lari,^{66a} F. Lasagni Manghi,^{23b,23a} M. Lassnig,³⁵ T. S. Lau,^{61a} A. Laudrain,¹²⁹ M. Lavorgna,^{67a,67b} M. Lazzaroni,^{66a,66b} B. Le,¹⁰² O. Le Dortz,¹³³ E. Le Guirriec,⁹⁹ E. P. Le Quilleuc,¹⁴² M. LeBlanc,⁷ T. LeCompte,⁶ F. Ledroit-Guillon,⁵⁶ C. A. Lee,²⁹ G. R. Lee,^{144a} L. Lee,⁵⁷ S. C. Lee,¹⁵⁵ B. Lefebvre,¹⁰¹ M. Lefebvre,¹⁷³ F. Legger,¹¹² C. Leggett,¹⁸ K. Lehmann,¹⁴⁹ N. Lehmann,¹⁷⁹ G. Lehmann Miotto,³⁵ W. A. Leight,⁴⁴ A. Leisos,^{159,kk} M. A. L. Leite,^{78d} R. Leitner,¹⁴⁰ D. Lellouch,¹⁷⁷ K. J. C. Leney,⁹² T. Lenz,²⁴ B. Lenzi,³⁵ R. Leone,⁷ S. Leone,^{69a} C. Leonidopoulos,⁴⁸ G. Lerner,¹⁵³ C. Leroy,¹⁰⁷ R. Les,¹⁶⁴ A. A. J. Lesage,¹⁴² C. G. Lester,³¹ M. Levchenko,¹³⁵ J. Levêque,⁵ D. Levin,¹⁰³ L. J. Levinson,¹⁷⁷ D. Lewis,⁹⁰ B. Li,^{15b} B. Li,¹⁰³ C-Q. Li,^{58a,ll} H. Li,^{58a} H. Li,^{58b} K. Li,¹⁵⁰ L. Li,^{58c} M. Li,^{15a} Q. Li,^{15d} Q. Y. Li,^{58a} S. Li,^{58d,58c} X. Li,^{58c} Y. Li,¹⁴⁸ Z. Liang,^{15a} B. Liberti,^{71a} A. Liblong,¹⁶⁴ K. Lie,^{61c} S. Liem,¹¹⁸ A. Limosani,¹⁵⁴ C. Y. Lin,³¹ K. Lin,¹⁰⁴ T. H. Lin,⁹⁷ R. A. Linck,⁶³ J. H. Lindon,²¹ B. E. Lindquist,¹⁵² A. L. Lioni,⁵² E. Lipeles,¹³⁴ A. Lipniacka,¹⁷ M. Lisovyi,^{59b} T. M. Liss,^{170,mm} A. Lister,¹⁷² A. M. Litke,¹⁴³ J. D. Little,⁸ B. Liu,⁷⁶ B. L. Liu,⁶ H. B. Liu,²⁹ H. Liu,¹⁰³ J. B. Liu,^{58a} J. K. K. Liu,¹³² K. Liu,¹³³ M. Liu,^{58a} P. Liu,¹⁸ Y. Liu,^{15a} Y. L. Liu,^{58a} Y. W. Liu,^{58a} M. Livan,^{68a,68b} A. Lleres,⁵⁶ J. Llorente Merino,^{15a} S. L. Lloyd,⁹⁰ C. Y. Lo,^{61b} F. Lo Sterzo,⁴¹ E. M. Lobodzinska,⁴⁴ P. Loch,⁷ T. Lohse,¹⁹ K. Lohwasser,¹⁴⁶ M. Lokajicek,¹³⁸ J. D. Long,¹⁷⁰ R. E. Long,⁸⁷ L. Longo,^{65a,65b} K. A. Looper,¹²³ J. A. Lopez,^{144b} I. Lopez Paz,⁹⁸ A. Lopez Solis,¹⁴⁶ J. Lorenz,¹¹² N. Lorenzo Martinez,⁵ M. Losada,²² P. J. Lösel,¹¹² A. Lösle,⁵⁰ X. Lou,⁴⁴ X. Lou,^{15a} A. Lounis,¹²⁹ J. Love,⁶ P. A. Love,⁸⁷ J. J. Lozano Bahilo,¹⁷¹ H. Lu,^{61a} M. Lu,^{58a} Y. J. Lu,⁶² H. J. Lubatti,¹⁴⁵ C. Luci,^{70a,70b} A. Lucotte,⁵⁶ C. Luedtke,⁵⁰ F. Luehring,⁶³ I. Luise,¹³³ L. Luminari,^{70a} B. Lund-Jensen,¹⁵¹ M. S. Lutz,¹⁰⁰ P. M. Luzi,¹³³ D. Lynn,²⁹ R. Lysak,¹³⁸ E. Lytken,⁹⁴ F. Lyu,^{15a} V. Lyubushkin,⁷⁷ T. Lyubushkina,⁷⁷ H. Ma,²⁹ L. L. Ma,^{58b} Y. Ma,^{58b} G. Maccarrone,⁴⁹ A. Macchiolo,¹¹³ C. M. Macdonald,¹⁴⁶ J. Machado Miguens,^{134,137b} D. Madaffari,¹⁷¹ R. Madar,³⁷ W. F. Mader,⁴⁶ N. Madysa,⁴⁶ J. Maeda,⁸⁰ K. Maekawa,¹⁶⁰ S. Maeland,¹⁷ T. Maeno,²⁹ M. Maerker,⁴⁶ A. S. Maevskiy,¹¹¹ V. Magerl,⁵⁰ D. J. Mahon,³⁸ C. Maidantchik,^{78b} T. Maier,¹¹² A. Maio,^{137a,137b,137d} O. Majersky,^{28a} S. Majewski,¹²⁸ Y. Makida,⁷⁹ N. Makovec,¹²⁹ B. Malaescu,¹³³ Pa. Malecki,⁸² V. P. Maleev,¹³⁵ F. Malek,⁵⁶ U. Mallik,⁷⁵ D. Malon,⁶ C. Malone,³¹ S. Maltezos,¹⁰ S. Malyukov,³⁵ J. Mamuzic,¹⁷¹ G. Mancini,⁴⁹ I. Mandić,⁸⁹ J. Maneira,^{137a} L. Manhaes de Andrade Filho,^{78a} J. Manjarres Ramos,⁴⁶ K. H. Mankinen,⁹⁴ A. Mann,¹¹² A. Manousos,⁷⁴ B. Mansoulie,¹⁴² S. Manzoni,^{66a,66b} A. Marantis,¹⁵⁹ G. Marceca,³⁰ L. March,⁵² L. Marchese,¹³² G. Marchiori,¹³³ M. Marcisovsky,¹³⁸ C. Marcon,⁹⁴ C. A. Marin Tobon,³⁵ M. Marjanovic,³⁷ F. Marroquim,^{78b} Z. Marshall,¹⁸ M. U. F. Martensson,¹⁶⁹ S. Marti-Garcia,¹⁷¹ C. B. Martin,¹²³ T. A. Martin,¹⁷⁵ V. J. Martin,⁴⁸ B. Martin dit Latour,¹⁷ M. Martinez,^{14,z} V. I. Martinez Outschoorn,¹⁰⁰ S. Martin-Haugh,¹⁴¹ V. S. Martoiu,^{27b} A. C. Martyniuk,⁹² A. Marzin,³⁵ L. Masetti,⁹⁷ T. Mashimo,¹⁶⁰ R. Mashinistov,¹⁰⁸ J. Masik,⁹⁸ A. L. Maslennikov,^{120b,120a} L. H. Mason,¹⁰² L. Massa,^{71a,71b} P. Massarotti,^{67a,67b} P. Mastrandrea,¹⁵² A. Mastroberardino,^{40b,40a} T. Masubuchi,¹⁶⁰ P. Mättig,²⁴ J. Maurer,^{27b} B. Maček,⁸⁹ S. J. Maxfield,⁸⁸ D. A. Maximov,^{120b,120a} R. Mazini,¹⁵⁵ I. Maznas,¹⁵⁹ S. M. Mazza,¹⁴³ S. P. Mc Kee,¹⁰³ A. McCann,⁴¹ T. G. McCarthy,¹¹³ L. I. McClymont,⁹² W. P. McCormack,¹⁸ E. F. McDonald,¹⁰² J. A. McFayden,³⁵ G. Mchedlidze,⁵¹ M. A. McKay,⁴¹ K. D. McLean,¹⁷³ S. J. McMahon,¹⁴¹ P. C. McNamara,¹⁰² C. J. McNicol,¹⁷⁵ R. A. McPherson,^{173,o} J. E. Mdhului,^{32c} Z. A. Meadows,¹⁰⁰ S. Meehan,¹⁴⁵ T. M. Megy,⁵⁰ S. Mehlhase,¹¹² A. Mehta,⁸⁸ T. Meideck,⁵⁶ B. Meirose,⁴² D. Melini,^{171,nn} B. R. Mellado Garcia,^{32c} J. D. Mellenthin,⁵¹ M. Melo,^{28a} F. Meloni,⁴⁴ A. Melzer,²⁴ S. B. Menary,⁹⁸ E. D. Mendes Gouveia,^{137a} L. Meng,⁸⁸ X. T. Meng,¹⁰³ S. Menke,¹¹³ E. Meoni,^{40b,40a} S. Mergelmeyer,¹⁹ S. A. M. Merkt,¹³⁶ C. Merlassino,²⁰ P. Mermod,⁵² L. Merola,^{67a,67b} C. Meroni,^{66a} F. S. Merritt,³⁶ A. Messina,^{70a,70b} J. Metcalfe,⁶ A. S. Mete,¹⁶⁸ C. Meyer,⁶³ J. Meyer,¹⁵⁷ J-P. Meyer,¹⁴² H. Meyer Zu Theenhausen,^{59a} F. Miano,¹⁵³ R. P. Middleton,¹⁴¹ L. Mijović,⁴⁸ G. Mikenberg,¹⁷⁷ M. Mikestikova,¹³⁸ M. Mikuž,⁸⁹ M. Milesi,¹⁰² A. Milic,¹⁶⁴ D. A. Millar,⁹⁰ D. W. Miller,³⁶ A. Milov,¹⁷⁷ D. A. Milstead,^{43a,43b} R. A. Mina,^{150,hh} A. A. Minaenko,¹²¹ M. Miñano Moya,¹⁷¹ I. A. Minashvili,^{156b} A. I. Mincer,¹²² B. Mindur,^{81a} M. Mineev,⁷⁷ Y. Minegishi,¹⁶⁰ Y. Ming,¹⁷⁸ L. M. Mir,¹⁴ A. Mirto,^{65a,65b} K. P. Mistry,¹³⁴ T. Mitani,¹⁷⁶ J. Mitrevski,¹¹² V. A. Mitsou,¹⁷¹ M. Mittal,^{58c} A. Miucci,²⁰ P. S. Miyagawa,¹⁴⁶ A. Mizukami,⁷⁹ J. U. Mjörnmark,⁹⁴ T. Mkrtychyan,¹⁸¹ M. Mlynarikova,¹⁴⁰ T. Moa,^{43a,43b} K. Mochizuki,¹⁰⁷ P. Mogg,⁵⁰ S. Mohapatra,³⁸ S. Molander,^{43a,43b} R. Moles-Valls,²⁴ M. C. Mondragon,¹⁰⁴ K. Mönig,⁴⁴ J. Monk,³⁹ E. Monnier,⁹⁹ A. Montalbano,¹⁴⁹ J. Montejo Berlingen,³⁵ F. Monticelli,⁸⁶ S. Monzani,^{66a} N. Morange,¹²⁹ D. Moreno,²² M. Moreno Llácer,³⁵ P. Morettini,^{53b} M. Morgenstern,¹¹⁸ S. Morgenstern,⁴⁶ D. Mori,¹⁴⁹ M. Morii,⁵⁷ M. Morinaga,¹⁷⁶ V. Morisbak,¹³¹ A. K. Morley,³⁵ G. Mornacchi,³⁵ A. P. Morris,⁹² J. D. Morris,⁹⁰ L. Morvaj,¹⁵² P. Moschovakos,¹⁰ M. Mosidze,^{156b} H. J. Moss,¹⁴⁶ J. Moss,^{150,oo} K. Motohashi,¹⁶² R. Mount,¹⁵⁰

E. Mountricha,³⁵ E. J. W. Moyse,¹⁰⁰ S. Muanza,⁹⁹ F. Mueller,¹¹³ J. Mueller,¹³⁶ R. S. P. Mueller,¹¹² D. Muenstermann,⁸⁷
 G. A. Mullier,⁹⁴ F. J. Munoz Sanchez,⁹⁸ P. Murin,^{28b} W. J. Murray,^{175,141} A. Murrone,^{66a,66b} M. Muškinja,⁸⁹ C. Mwewa,^{32a}
 A. G. Myagkov,^{121,pp} J. Myers,¹²⁸ M. Myska,¹³⁹ B. P. Nachman,¹⁸ O. Nackenhorst,⁴⁵ K. Nagai,¹³² K. Nagano,⁷⁹
 Y. Nagasaka,⁶⁰ M. Nagel,⁵⁰ E. Nagy,⁹⁹ A. M. Nairz,³⁵ Y. Nakahama,¹¹⁵ K. Nakamura,⁷⁹ T. Nakamura,¹⁶⁰ I. Nakano,¹²⁴
 H. Nanjo,¹³⁰ F. Napolitano,^{59a} R. F. Naranjo Garcia,⁴⁴ R. Narayan,¹¹ D. I. Narrias Villar,^{59a} I. Naryshkin,¹³⁵ T. Naumann,⁴⁴
 G. Navarro,²² R. Nayyar,⁷ H. A. Neal,^{103,a} P. Y. Nechaeva,¹⁰⁸ T. J. Neep,¹⁴² A. Negri,^{68a,68b} M. Negrini,^{23b} S. Nektarijevic,¹¹⁷
 C. Nellist,⁵¹ M. E. Nelson,¹³² S. Nemecek,¹³⁸ P. Nemethy,¹²² M. Nessi,^{35,qq} M. S. Neubauer,¹⁷⁰ M. Neumann,¹⁷⁹
 P. R. Newman,²¹ T. Y. Ng,^{61c} Y. S. Ng,¹⁹ Y. W. Y. Ng,¹⁶⁸ H. D. N. Nguyen,⁹⁹ T. Nguyen Manh,¹⁰⁷ E. Nibigira,³⁷
 R. B. Nickerson,¹³² R. Nicolaidou,¹⁴² D. S. Nielsen,³⁹ J. Nielsen,¹⁴³ N. Nikiforou,¹¹ V. Nikolaenko,^{121,pp} I. Nikolic-Audit,¹³³
 K. Nikolopoulos,²¹ P. Nilsson,²⁹ H. R. Nindhito,⁵² Y. Ninomiya,⁷⁹ A. Nisati,^{70a} N. Nishu,^{58c} R. Nisius,¹¹³ I. Nitsche,⁴⁵
 T. Nitta,¹⁷⁶ T. Nobe,¹⁶⁰ Y. Noguchi,⁸³ M. Nomachi,¹³⁰ I. Nomidis,¹³³ M. A. Nomura,²⁹ T. Nooney,⁹⁰ M. Nordberg,³⁵
 N. Norjoharuddeen,¹³² T. Novak,⁸⁹ O. Novgorodova,⁴⁶ R. Novotny,¹³⁹ L. Nozka,¹²⁷ K. Ntekas,¹⁶⁸ E. Nurse,⁹² F. Nuti,¹⁰²
 F. G. Oakham,^{33,f} H. Oberlack,¹¹³ J. Ocariz,¹³³ A. Ochi,⁸⁰ I. Ochoa,³⁸ J. P. Ochoa-Ricoux,^{144a} K. O'Connor,²⁶ S. Oda,⁸⁵
 S. Odaka,⁷⁹ S. Oerdek,⁵¹ A. Oh,⁹⁸ S. H. Oh,⁴⁷ C. C. Ohm,¹⁵¹ H. Oide,^{53b,53a} M. L. Ojeda,¹⁶⁴ H. Okawa,¹⁶⁶ Y. Okazaki,⁸³
 Y. Okumura,¹⁶⁰ T. Okuyama,⁷⁹ A. Olariu,^{27b} L. F. Oleiro Seabra,^{137a} S. A. Olivares Pino,^{144a} D. Oliveira Damazio,²⁹
 J. L. Oliver,¹ M. J. R. Olsson,³⁶ A. Olszewski,⁸² J. Olszowska,⁸² D. C. O'Neil,¹⁴⁹ A. Onofre,^{137a,137e} K. Onogi,¹¹⁵
 P. U. E. Onyisi,¹¹ H. Oppen,¹³¹ M. J. Oreglia,³⁶ G. E. Orellana,⁸⁶ Y. Oren,¹⁵⁸ D. Orestano,^{72a,72b} N. Orlando,^{61b}
 A. A. O'Rourke,⁴⁴ R. S. Orr,¹⁶⁴ B. Osculati,^{53b,53a,a} V. O'Shea,⁵⁵ R. Ospanov,^{58a} G. Otero y Garzon,³⁰ H. Otono,⁸⁵
 M. Ouchrif,^{34d} F. Ould-Saada,¹³¹ A. Ouraou,¹⁴² Q. Ouyang,^{15a} M. Owen,⁵⁵ R. E. Owen,²¹ V. E. Ozcan,^{12c} N. Ozturk,⁸
 J. Pacalt,¹²⁷ H. A. Pacey,³¹ K. Pachal,¹⁴⁹ A. Pacheco Pages,¹⁴ L. Pacheco Rodriguez,¹⁴² C. Padilla Aranda,¹⁴
 S. Pagan Griso,¹⁸ M. Paganini,¹⁸⁰ G. Palacino,⁶³ S. Palazzo,⁴⁸ S. Palestini,³⁵ M. Palka,^{81b} D. Pallin,³⁷ I. Panagoulas,¹⁰
 C. E. Pandini,³⁵ J. G. Panduro Vazquez,⁹¹ P. Pani,³⁵ G. Panizzo,^{64a,64c} L. Paolozzi,⁵² T. D. Papadopoulou,¹⁰
 K. Papageorgiou,^{9,v} A. Paramonov,⁶ D. Paredes Hernandez,^{61b} S. R. Paredes Saenz,¹³² B. Parida,¹⁶³ T. H. Park,³³
 A. J. Parker,⁸⁷ K. A. Parker,⁴⁴ M. A. Parker,³¹ F. Parodi,^{53b,53a} J. A. Parsons,³⁸ U. Parzefall,⁵⁰ V. R. Pascuzzi,¹⁶⁴
 J. M. P. Pasner,¹⁴³ E. Pasqualucci,^{70a} S. Passaggio,^{53b} F. Pastore,⁹¹ P. Pasuwan,^{43a,43b} S. Pataraja,⁹⁷ J. R. Pater,⁹⁸
 A. Pathak,^{178,g} T. Pauly,³⁵ B. Pearson,¹¹³ M. Pedersen,¹³¹ L. Pedraza Diaz,¹¹⁷ R. Pedro,^{137a,137b} S. V. Peleganchuk,^{120b,120a}
 O. Penc,¹³⁸ C. Peng,^{15d} H. Peng,^{58a} B. S. Peralva,^{78a} M. M. Perego,¹²⁹ A. P. Pereira Peixoto,^{137a} D. V. Perepelitsa,²⁹ F. Peri,¹⁹
 L. Perini,^{66a,66b} H. Pernegger,³⁵ S. Perrella,^{67a,67b} V. D. Peshekhonov,^{77,a} K. Peters,⁴⁴ R. F. Y. Peters,⁹⁸ B. A. Petersen,³⁵
 T. C. Petersen,³⁹ E. Petit,⁵⁶ A. Petridis,¹ C. Petridou,¹⁵⁹ P. Petroff,¹²⁹ M. Petrov,¹³² F. Petrucci,^{72a,72b} M. Pettee,¹⁸⁰
 N. E. Pettersson,¹⁰⁰ A. Peyaud,¹⁴² R. Pezoa,^{144b} T. Pham,¹⁰² F. H. Phillips,¹⁰⁴ P. W. Phillips,¹⁴¹ M. W. Phipps,¹⁷⁰
 G. Piacquadio,¹⁵² E. Pianori,¹⁸ A. Picazio,¹⁰⁰ R. H. Pickles,⁹⁸ R. Piegai,³⁰ J. E. Pilcher,³⁶ A. D. Pilkington,⁹⁸
 M. Pinamonti,^{71a,71b} J. L. Pinfold,³ M. Pitt,¹⁷⁷ L. Pizzimento,^{71a,71b} M.-A. Pleier,²⁹ V. Pleskot,¹⁴⁰ E. Plotnikova,⁷⁷ D. Pluth,⁷⁶
 P. Podberezko,^{120b,120a} R. Poettgen,⁹⁴ R. Poggi,⁵² L. Poggioli,¹²⁹ I. Pogrebnyak,¹⁰⁴ D. Pohl,²⁴ I. Pokharel,⁵¹ G. Polesello,^{68a}
 A. Poley,¹⁸ A. Policicchio,^{70a,70b} R. Polifka,³⁵ A. Polini,^{23b} C. S. Pollard,⁴⁴ V. Polychronakos,²⁹ D. Ponomarenko,¹¹⁰
 L. Pontecorvo,³⁵ G. A. Popeneciu,^{27d} D. M. Portillo Quintero,¹³³ S. Pospisil,¹³⁹ K. Potamianos,⁴⁴ I. N. Potrap,⁷⁷
 C. J. Potter,³¹ H. Potti,¹¹ T. Poulsen,⁹⁴ J. Poveda,³⁵ T. D. Powell,¹⁴⁶ M. E. Pozo Astigarraga,³⁵ P. Pralavorio,⁹⁹ S. Prell,⁷⁶
 D. Price,⁹⁸ M. Primavera,^{65a} S. Prince,¹⁰¹ M. L. Proffitt,¹⁴⁵ N. Proklova,¹¹⁰ K. Prokofiev,^{61c} F. Prokoshin,^{144b}
 S. Protopopescu,²⁹ J. Proudfoot,⁶ M. Przybycien,^{81a} A. Puri,¹⁷⁰ P. Puzo,¹²⁹ J. Qian,¹⁰³ Y. Qin,⁹⁸ A. Quadt,⁵¹
 M. Queitsch-Maitland,⁴⁴ A. Qureshi,¹ P. Rados,¹⁰² F. Ragusa,^{66a,66b} G. Rahal,⁹⁵ J. A. Raine,⁵² S. Rajagopalan,²⁹
 A. Ramirez Morales,⁹⁰ K. Ran,^{15a} T. Rashid,¹²⁹ S. Raspopov,⁵ M. G. Ratti,^{66a,66b} D. M. Rauch,⁴⁴ F. Rauscher,¹¹² S. Rave,⁹⁷
 B. Ravina,¹⁴⁶ I. Ravinovich,¹⁷⁷ J. H. Rawling,⁹⁸ M. Raymond,³⁵ A. L. Read,¹³¹ N. P. Readioff,⁵⁶ M. Reale,^{65a,65b}
 D. M. Rebuffi,^{68a,68b} A. Redelbach,¹⁷⁴ G. Redlinger,²⁹ R. Reece,¹⁴³ R. G. Reed,^{32c} K. Reeves,⁴² L. Rehnisch,¹⁹
 J. Reichert,¹³⁴ D. Reikher,¹⁵⁸ A. Reiss,⁹⁷ A. Rej,¹⁴⁸ C. Rembser,³⁵ H. Ren,^{15d} M. Rescigno,^{70a} S. Resconi,^{66a}
 E. D. Resseguie,¹³⁴ S. Rettie,¹⁷² E. Reynolds,²¹ O. L. Rezanova,^{120b,120a} P. Reznicek,¹⁴⁰ E. Ricci,^{73a,73b} R. Richter,¹¹³
 S. Richter,⁴⁴ E. Richter-Was,^{81b} O. Ricken,²⁴ M. Ridel,¹³³ P. Rieck,¹¹³ C. J. Riegel,¹⁷⁹ O. Rifki,⁴⁴ M. Rijssenbeek,¹⁵²
 A. Rimoldi,^{68a,68b} M. Rimoldi,²⁰ L. Rinaldi,^{23b} G. Ripellino,¹⁵¹ B. Ristić,⁸⁷ E. Ritsch,³⁵ I. Riu,¹⁴ J. C. Rivera Vergara,^{144a}
 F. Rizatdinova,¹²⁶ E. Rizvi,⁹⁰ C. Rizzi,¹⁴ R. T. Roberts,⁹⁸ S. H. Robertson,^{101,o} D. Robinson,³¹ J. E. M. Robinson,⁴⁴
 A. Robson,⁵⁵ E. Rocco,⁹⁷ C. Roda,^{69a,69b} Y. Rodina,⁹⁹ S. Rodriguez Bosca,¹⁷¹ A. Rodriguez Perez,¹⁴
 D. Rodriguez Rodriguez,¹⁷¹ A. M. Rodríguez Vera,^{165b} S. Roe,³⁵ C. S. Rogan,⁵⁷ O. Røhne,¹³¹ R. Röhrig,¹¹³

C. P. A. Roland,⁶³ J. Roloff,⁵⁷ A. Romaniouk,¹¹⁰ M. Romano,^{23b,23a} N. Rompotis,⁸⁸ M. Ronzani,¹²² L. Roos,¹³³ S. Rosati,^{70a} K. Rosbach,⁵⁰ N-A. Rosien,⁵¹ B. J. Rosser,¹³⁴ E. Rossi,⁴⁴ E. Rossi,^{72a,72b} E. Rossi,^{67a,67b} L. P. Rossi,^{53b} L. Rossini,^{66a,66b} J. H. N. Rosten,³¹ R. Rosten,¹⁴ M. Rotaru,^{27b} J. Rothberg,¹⁴⁵ D. Rousseau,¹²⁹ D. Roy,^{32c} A. Rozanov,⁹⁹ Y. Rozen,¹⁵⁷ X. Ruan,^{32c} F. Rubbo,¹⁵⁰ F. Rühr,⁵⁰ A. Ruiz-Martinez,¹⁷¹ Z. Rurikova,⁵⁰ N. A. Rusakovich,⁷⁷ H. L. Russell,¹⁰¹ J. P. Rutherford,⁷ E. M. Rüttinger,^{44,rr} Y. F. Ryabov,¹³⁵ M. Rybar,³⁸ G. Rybkin,¹²⁹ S. Ryu,⁶ A. Ryzhov,¹²¹ G. F. Rzehorz,⁵¹ P. Sabatini,⁵¹ G. Sabato,¹¹⁸ S. Sacerdoti,¹²⁹ H. F-W. Sadrozinski,¹⁴³ R. Sadykov,⁷⁷ F. Safai Tehrani,^{70a} P. Saha,¹¹⁹ M. Sahinsoy,^{59a} A. Sahu,¹⁷⁹ M. Saimpert,⁴⁴ M. Saito,¹⁶⁰ T. Saito,¹⁶⁰ H. Sakamoto,¹⁶⁰ A. Sakharov,^{122,ii} D. Salamani,⁵² G. Salamanna,^{72a,72b} J. E. Salazar Loyola,^{144b} P. H. Sales De Bruin,¹⁶⁹ D. Salihagic,^{113,a} A. Salnikov,¹⁵⁰ J. Salt,¹⁷¹ D. Salvatore,^{40b,40a} F. Salvatore,¹⁵³ A. Salvucci,^{61a,61b,61c} A. Salzburger,³⁵ J. Samarati,³⁵ D. Sammel,⁵⁰ D. Sampsonidis,¹⁵⁹ D. Sampsonidou,¹⁵⁹ J. Sánchez,¹⁷¹ A. Sanchez Pineda,^{64a,64c} H. Sandaker,¹³¹ C. O. Sander,⁴⁴ M. Sandhoff,¹⁷⁹ C. Sandoval,²² D. P. C. Sankey,¹⁴¹ M. Sannino,^{53b,53a} Y. Sano,¹¹⁵ A. Sansoni,⁴⁹ C. Santoni,³⁷ H. Santos,^{137a} I. Santoyo Castillo,¹⁵³ A. Santra,¹⁷¹ A. Saponov,⁷⁷ J. G. Saraiva,^{137a,137d} O. Sasaki,⁷⁹ K. Sato,¹⁶⁶ E. Sauvan,⁵ P. Savard,^{164,f} N. Savic,¹¹³ R. Sawada,¹⁶⁰ C. Sawyer,¹⁴¹ L. Sawyer,^{93,x} C. Sbarra,^{23b} A. Sbrizzi,^{23a} T. Scanlon,⁹² J. Schaarschmidt,¹⁴⁵ P. Schacht,¹¹³ B. M. Schachtner,¹¹² D. Schaefer,³⁶ L. Schaefer,¹³⁴ J. Schaeffer,⁹⁷ S. Schaepe,³⁵ U. Schäfer,⁹⁷ A. C. Schaffer,¹²⁹ D. Schaile,¹¹² R. D. Schamberger,¹⁵² N. Scharmberg,⁹⁸ V. A. Schegelsky,¹³⁵ D. Scheirich,¹⁴⁰ F. Schenck,¹⁹ M. Schernau,¹⁶⁸ C. Schiavi,^{53b,53a} S. Schier,¹⁴³ L. K. Schildgen,²⁴ Z. M. Schillaci,²⁶ E. J. Schioppa,³⁵ M. Schioppa,^{40b,40a} K. E. Schleicher,⁵⁰ S. Schlenker,³⁵ K. R. Schmidt-Sommerfeld,¹¹³ K. Schmieden,³⁵ C. Schmitt,⁹⁷ S. Schmitt,⁴⁴ S. Schmitz,⁹⁷ J. C. Schmoeckel,⁴⁴ U. Schnoor,⁵⁰ L. Schoeffel,¹⁴² A. Schoening,^{59b} E. Schopf,¹³² M. Schott,⁹⁷ J. F. P. Schouwenberg,¹¹⁷ J. Schovancova,³⁵ S. Schramm,⁵² A. Schulte,⁹⁷ H-C. Schultz-Coulon,^{59a} M. Schumacher,⁵⁰ B. A. Schumm,¹⁴³ Ph. Schune,¹⁴² A. Schwartzman,¹⁵⁰ T. A. Schwarz,¹⁰³ Ph. Schwemling,¹⁴² R. Schwienhorst,¹⁰⁴ A. Sciandra,²⁴ G. Sciolla,²⁶ M. Scornajenghi,^{40b,40a} F. Scuri,^{69a} F. Scutti,¹⁰² L. M. Scyboz,¹¹³ C. D. Sebastiani,^{70a,70b} P. Seema,¹⁹ S. C. Seidel,¹¹⁶ A. Seiden,¹⁴³ T. Seiss,³⁶ J. M. Seixas,^{78b} G. Sekhniaidze,^{67a} K. Sekhon,¹⁰³ S. J. Sekula,⁴¹ N. Semprini-Cesari,^{23b,23a} S. Sen,⁴⁷ S. Senkin,³⁷ C. Serfon,¹³¹ L. Serin,¹²⁹ L. Serkin,^{64a,64b} M. Sessa,^{58a} H. Severini,¹²⁵ F. Sforza,¹⁶⁷ A. Sfyrla,⁵² E. Shabalina,⁵¹ J. D. Shahinian,¹⁴³ N. W. Shaikh,^{43a,43b} D. Shaked Renous,¹⁷⁷ L. Y. Shan,^{15a} R. Shang,¹⁷⁰ J. T. Shank,²⁵ M. Shapiro,¹⁸ A. S. Sharma,¹ A. Sharma,¹³² P. B. Shatalov,¹⁰⁹ K. Shaw,¹⁵³ S. M. Shaw,⁹⁸ A. Shcherbakova,¹³⁵ Y. Shen,¹²⁵ N. Sherafati,³³ A. D. Sherman,²⁵ P. Sherwood,⁹² L. Shi,^{155,ss} S. Shimizu,⁷⁹ C. O. Shimmin,¹⁸⁰ Y. Shimogama,¹⁷⁶ M. Shimojima,¹¹⁴ I. P. J. Shipsey,¹³² S. Shirabe,⁸⁵ M. Shiyakova,⁷⁷ J. Shlomi,¹⁷⁷ A. Shmeleva,¹⁰⁸ D. Shoaleh Saadi,¹⁰⁷ M. J. Shochet,³⁶ S. Shojaii,¹⁰² D. R. Shope,¹²⁵ S. Shrestha,¹²³ E. Shulga,¹¹⁰ P. Sicho,¹³⁸ A. M. Sickles,¹⁷⁰ P. E. Sidebo,¹⁵¹ E. Sideras Haddad,^{32c} O. Sidiropoulou,³⁵ A. Sidoti,^{23b,23a} F. Siegert,⁴⁶ Dj. Sijacki,¹⁶ J. Silva,^{137a} M. Silva Jr.,¹⁷⁸ M. V. Silva Oliveira,^{78a} S. B. Silverstein,^{43a} S. Simion,¹²⁹ E. Simioni,⁹⁷ M. Simon,⁹⁷ R. Simoniello,⁹⁷ P. Sinervo,¹⁶⁴ N. B. Sinev,¹²⁸ M. Sioli,^{23b,23a} I. Siral,¹⁰³ S. Yu. Sivoklokov,¹¹¹ J. Sjölin,^{43a,43b} P. Skubic,¹²⁵ M. Slater,²¹ T. Slavicek,¹³⁹ M. Slawinska,⁸² K. Sliwa,¹⁶⁷ R. Slovak,¹⁴⁰ V. Smakhtin,¹⁷⁷ B. H. Smart,⁵ J. Smiesko,^{28a} N. Smirnov,¹¹⁰ S. Yu. Smirnov,¹¹⁰ Y. Smirnov,¹¹⁰ L. N. Smirnova,¹¹¹ O. Smirnova,⁹⁴ J. W. Smith,⁵¹ M. Smizanska,⁸⁷ K. Smolek,¹³⁹ A. Smykiewicz,⁸² A. A. Snesarev,¹⁰⁸ I. M. Snyder,¹²⁸ S. Snyder,²⁹ R. Sobie,^{173,o} A. M. Soffa,¹⁶⁸ A. Soffer,¹⁵⁸ A. Søggaard,⁴⁸ F. Sohns,⁵¹ G. Sokhranyi,⁸⁹ C. A. Solans Sanchez,³⁵ M. Solar,¹³⁹ E. Yu. Soldatov,¹¹⁰ U. Soldevila,¹⁷¹ A. A. Solodkov,¹²¹ A. Soloshenko,⁷⁷ O. V. Solovyanov,¹²¹ V. Solovyev,¹³⁵ P. Sommer,¹⁴⁶ H. Son,¹⁶⁷ W. Song,¹⁴¹ W. Y. Song,^{165b} A. Sopczak,¹³⁹ F. Sopkova,^{28b} C. L. Sotiropoulou,^{69a,69b} S. Sottocornola,^{68a,68b} R. Soualah,^{64a,64c,tt} A. M. Soukharev,^{120b,120a} D. South,⁴⁴ S. Spagnolo,^{65a,65b} M. Spalla,¹¹³ M. Spangenberg,¹⁷⁵ F. Spanò,⁹¹ D. Sperlich,¹⁹ T. M. Spieker,^{59a} R. Spighi,^{23b} G. Spigo,³⁵ L. A. Spiller,¹⁰² D. P. Spiteri,⁵⁵ M. Spousta,¹⁴⁰ A. Stabile,^{66a,66b} R. Stamen,^{59a} S. Stamm,¹⁹ E. Stanecka,⁸² R. W. Staneck,⁶ C. Stancu,^{72a} B. Stanislaus,¹³² M. M. Stanitzki,⁴⁴ B. Stapf,¹¹⁸ S. Stapnes,¹³¹ E. A. Starchenko,¹²¹ G. H. Stark,¹⁴³ J. Stark,⁵⁶ S. H. Stark,³⁹ P. Staroba,¹³⁸ P. Starovoitov,^{59a} S. Stärz,¹⁰¹ R. Staszewski,⁸² M. Stegler,⁴⁴ P. Steinberg,²⁹ B. Stelzer,¹⁴⁹ H. J. Stelzer,³⁵ O. Stelzer-Chilton,^{165a} H. Stenzel,⁵⁴ T. J. Stevenson,¹⁵³ G. A. Stewart,³⁵ M. C. Stockton,³⁵ G. Stoica,^{27b} P. Stolte,⁵¹ S. Stonjek,¹¹³ A. Straessner,⁴⁶ J. Strandberg,¹⁵¹ S. Strandberg,^{43a,43b} M. Strauss,¹²⁵ P. Strizenec,^{28b} R. Ströhmer,¹⁷⁴ D. M. Strom,¹²⁸ R. Stroynowski,⁴¹ A. Strubig,⁴⁸ S. A. Stucci,²⁹ B. Stugu,¹⁷ J. Stupak,¹²⁵ N. A. Styles,⁴⁴ D. Su,¹⁵⁰ J. Su,¹³⁶ S. Suchek,^{59a} Y. Sugaya,¹³⁰ M. Suk,¹³⁹ V. V. Sulin,¹⁰⁸ M. J. Sullivan,⁸⁸ D. M. S. Sultan,⁵² S. Sultansoy,^{4c} T. Sumida,⁸³ S. Sun,¹⁰³ X. Sun,³ K. Suruliz,¹⁵³ C. J. E. Suster,¹⁵⁴ M. R. Sutton,¹⁵³ S. Suzuki,⁷⁹ M. Svatos,¹³⁸ M. Swiatlowski,³⁶ S. P. Swift,² A. Sydorenko,⁹⁷ I. Sykora,^{28a} M. Sykora,¹⁴⁰ T. Sykora,¹⁴⁰ D. Ta,⁹⁷ K. Tackmann,^{44,uu} J. Taenzer,¹⁵⁸ A. Taffard,¹⁶⁸ R. Tafirout,^{165a} E. Tahirovic,⁹⁰ N. Taiblum,¹⁵⁸ H. Takai,²⁹ R. Takashima,⁸⁴ E. H. Takasugi,¹¹³ K. Takeda,⁸⁰ T. Takeshita,¹⁴⁷ Y. Takubo,⁷⁹ M. Talby,⁹⁹ A. A. Talyshev,^{120b,120a} J. Tanaka,¹⁶⁰ M. Tanaka,¹⁶² R. Tanaka,¹²⁹

B. B. Tannenwald,¹²³ S. Tapia Araya,^{144b} S. Tapprogge,⁹⁷ A. Tarek Abouelfadl Mohamed,¹³³ S. Tarem,¹⁵⁷ G. Tarna,^{27b,r} G. F. Tartarelli,^{66a} P. Tas,¹⁴⁰ M. Tasevsky,¹³⁸ T. Tashiro,⁸³ E. Tassi,^{40b,40a} A. Tavares Delgado,^{137a,137b} Y. Tayalati,^{34e} A. C. Taylor,¹¹⁶ A. J. Taylor,⁴⁸ G. N. Taylor,¹⁰² P. T. E. Taylor,¹⁰² W. Taylor,^{165b} A. S. Tee,⁸⁷ R. Teixeira De Lima,¹⁵⁰ P. Teixeira-Dias,⁹¹ H. Ten Kate,³⁵ J. J. Teoh,¹¹⁸ S. Terada,⁷⁹ K. Terashi,¹⁶⁰ J. Terron,⁹⁶ S. Terzo,¹⁴ M. Testa,⁴⁹ R. J. Teuscher,^{164,o} S. J. Thais,¹⁸⁰ T. Theveneaux-Pelzer,⁴⁴ F. Thiele,³⁹ D. W. Thomas,⁹¹ J. P. Thomas,²¹ A. S. Thompson,⁵⁵ P. D. Thompson,²¹ L. A. Thomsen,¹⁸⁰ E. Thomson,¹³⁴ Y. Tian,³⁸ R. E. Ticse Torres,⁵¹ V. O. Tikhomirov,^{108,rv} Yu. A. Tikhonov,^{120b,120a} S. Timoshenko,¹¹⁰ P. Tipton,¹⁸⁰ S. Tisserant,⁹⁹ K. Todome,¹⁶² S. Todorova-Nova,⁵ S. Todt,⁴⁶ J. Tojo,⁸⁵ S. Tokár,^{28a} K. Tokushuku,⁷⁹ E. Tolley,¹²³ K. G. Tomiwa,^{32c} M. Tomoto,¹¹⁵ L. Tompkins,^{150,hh} K. Toms,¹¹⁶ B. Tong,⁵⁷ P. Tornambe,⁵⁰ E. Torrence,¹²⁸ H. Torres,⁴⁶ E. Torró Pastor,¹⁴⁵ C. Tosciri,¹³² J. Toth,^{99,ww} F. Touchard,⁹⁹ D. R. Tovey,¹⁴⁶ C. J. Treado,¹²² T. Trefzger,¹⁷⁴ F. Tresoldi,¹⁵³ A. Tricoli,²⁹ I. M. Trigger,^{165a} S. Trincaz-Duvoid,¹³³ W. Trischuk,¹⁶⁴ B. Trocmé,⁵⁶ A. Trofymov,¹²⁹ C. Troncon,^{66a} M. Trovatelli,¹⁷³ F. Trovato,¹⁵³ L. Truong,^{32b} M. Trzebinski,⁸² A. Trzupek,⁸² F. Tsai,⁴⁴ J. C.-L. Tseng,¹³² P. V. Tsiarshka,^{105,ij} A. Tsirigotis,¹⁵⁹ N. Tsirintanis,⁹ V. Tsiskaridze,¹⁵² E. G. Tskhadadze,^{156a} I. I. Tsukerman,¹⁰⁹ V. Tsulaia,¹⁸ S. Tsuno,⁷⁹ D. Tsybychev,^{152,163} Y. Tu,^{61b} A. Tudorache,^{27b} V. Tudorache,^{27b} T. T. Tulbure,^{27a} A. N. Tuna,⁵⁷ S. Turchikhin,⁷⁷ D. Turgeman,¹⁷⁷ I. Turk Cakir,^{4b,xx} R. J. Turner,²¹ R. T. Turra,^{66a} P. M. Tuts,³⁸ S. Tzamarias,¹⁵⁹ E. Tzovara,⁹⁷ G. Ucchielli,⁴⁵ I. Ueda,⁷⁹ M. Ughetto,^{43a,43b} F. Ukegawa,¹⁶⁶ G. Unal,³⁵ A. Undrus,²⁹ G. Unel,¹⁶⁸ F. C. Ungaro,¹⁰² Y. Unno,⁷⁹ K. Uno,¹⁶⁰ J. Urban,^{28b} P. Urquijo,¹⁰² G. Usai,⁸ J. Usui,⁷⁹ L. Vacavant,⁹⁹ V. Vacek,¹³⁹ B. Vachon,¹⁰¹ K. O. H. Vadla,¹³¹ A. Vaidya,⁹² C. Valderanis,¹¹² E. Valdes Santurio,^{43a,43b} M. Valente,⁵² S. Valentinetti,^{23b,23a} A. Valero,¹⁷¹ L. Valéry,⁴⁴ R. A. Vallance,²¹ A. Vallier,⁵ J. A. Valls Ferrer,¹⁷¹ T. R. Van Daalen,¹⁴ H. Van der Graaf,¹¹⁸ P. Van Gemmeren,⁶ I. Van Vulpen,¹¹⁸ M. Vanadia,^{71a,71b} W. Vandelli,³⁵ A. Vaniachine,¹⁶³ P. Vankov,¹¹⁸ R. Vari,^{70a} E. W. Varnes,⁷ C. Varni,^{53b,53a} T. Varol,⁴¹ D. Varouchas,¹²⁹ K. E. Varvell,¹⁵⁴ G. A. Vasquez,^{144b} J. G. Vasquez,¹⁸⁰ F. Vazeille,³⁷ D. Vazquez Furelos,¹⁴ T. Vazquez Schroeder,³⁵ J. Veatch,⁵¹ V. Vecchio,^{72a,72b} L. M. Veloce,¹⁶⁴ F. Veloso,^{137a,137c} S. Veneziano,^{70a} A. Ventura,^{65a,65b} N. Venturi,³⁵ V. Vercesi,^{68a} M. Verducci,^{72a,72b} C. M. Vergel Infante,⁷⁶ C. Vergis,²⁴ W. Verkerke,¹¹⁸ A. T. Vermeulen,¹¹⁸ J. C. Vermeulen,¹¹⁸ M. C. Vetterli,^{149,f} N. Viaux Maira,^{144b} M. Vicente Barreto Pinto,⁵² I. Vichou,^{170,a} T. Vickey,¹⁴⁶ O. E. Vickey Boeriu,¹⁴⁶ G. H. A. Viehhauser,¹³² S. Viel,¹⁸ L. Vigani,¹³² M. Villa,^{23b,23a} M. Villaplana Perez,^{66a,66b} E. Vilucchi,⁴⁹ M. G. Vincter,³³ V. B. Vinogradov,⁷⁷ A. Vishwakarma,⁴⁴ C. Vittori,^{23b,23a} I. Vivarelli,¹⁵³ S. Vlachos,¹⁰ M. Vogel,¹⁷⁹ P. Vokac,¹³⁹ G. Volpi,¹⁴ S. E. von Buddenbrock,^{32c} E. Von Toerne,²⁴ V. Vorobel,¹⁴⁰ K. Vorobev,¹¹⁰ M. Vos,¹⁷¹ J. H. Vosseveld,⁸⁸ N. Vranjes,¹⁶ M. Vranjes Milosavljevic,¹⁶ V. Vrba,¹³⁹ M. Vreeswijk,¹¹⁸ T. Šfiligoj,⁸⁹ R. Vuillermet,³⁵ I. Vukotic,³⁶ T. Ženiš,^{28a} L. Živković,¹⁶ P. Wagner,²⁴ W. Wagner,¹⁷⁹ J. Wagner-Kuhr,¹¹² H. Wahlberg,⁸⁶ S. Wahrenmund,⁴⁶ K. Wakamiya,⁸⁰ V. M. Walbrecht,¹¹³ J. Walder,⁸⁷ R. Walker,¹¹² S. D. Walker,⁹¹ W. Walkowiak,¹⁴⁸ V. Wallangen,^{43a,43b} A. M. Wang,⁵⁷ C. Wang,^{58b} F. Wang,¹⁷⁸ H. Wang,¹⁸ H. Wang,³ J. Wang,¹⁵⁴ J. Wang,^{59b} P. Wang,⁴¹ Q. Wang,¹²⁵ R.-J. Wang,¹³³ R. Wang,^{58a} R. Wang,⁶ S. M. Wang,¹⁵⁵ W. T. Wang,^{58a} W. Wang,^{15c,yy} W. X. Wang,^{58a,yy} Y. Wang,^{58a,ll} Z. Wang,^{58c} C. Wanotayaroj,⁴⁴ A. Warburton,¹⁰¹ C. P. Ward,³¹ D. R. Wardrope,⁹² A. Washbrook,⁴⁸ P. M. Watkins,²¹ A. T. Watson,²¹ M. F. Watson,²¹ G. Watts,¹⁴⁵ S. Watts,⁹⁸ B. M. Waugh,⁹² A. F. Webb,¹¹ S. Webb,⁹⁷ C. Weber,¹⁸⁰ M. S. Weber,²⁰ S. A. Weber,³³ S. M. Weber,^{59a} A. R. Weidberg,¹³² J. Weingarten,⁴⁵ M. Weirich,⁹⁷ C. Weiser,⁵⁰ P. S. Wells,³⁵ T. Wenaus,²⁹ T. Wengler,³⁵ S. Wenig,³⁵ N. Wermes,²⁴ M. D. Werner,⁷⁶ P. Werner,³⁵ M. Wessels,^{59a} T. D. Weston,²⁰ K. Whalen,¹²⁸ N. L. Whallon,¹⁴⁵ A. M. Wharton,⁸⁷ A. S. White,¹⁰³ A. White,⁸ M. J. White,¹ R. White,^{144b} D. Whiteson,¹⁶⁸ B. W. Whitmore,⁸⁷ F. J. Wickens,¹⁴¹ W. Wiedenmann,¹⁷⁸ M. Wielers,¹⁴¹ C. Wiglesworth,³⁹ L. A. M. Wiik-Fuchs,⁵⁰ F. Wilk,⁹⁸ H. G. Wilkens,³⁵ L. J. Wilkins,⁹¹ H. H. Williams,¹³⁴ S. Williams,³¹ C. Willis,¹⁰⁴ S. Willocq,¹⁰⁰ J. A. Wilson,²¹ I. Wingerter-Seez,⁵ E. Winkels,¹⁵³ F. Winklmeier,¹²⁸ O. J. Winston,¹⁵³ B. T. Winter,⁵⁰ M. Wittgen,¹⁵⁰ M. Wobisch,⁹³ A. Wolf,⁹⁷ T. M. H. Wolf,¹¹⁸ R. Wolff,⁹⁹ J. Wollrath,⁵⁰ M. W. Wolter,⁸² H. Wolters,^{137a,137c} V. W. S. Wong,¹⁷² N. L. Woods,¹⁴³ S. D. Worm,²¹ B. K. Wosiek,⁸² K. W. Woźniak,⁸² K. Wraight,⁵⁵ M. Wu,³⁶ S. L. Wu,¹⁷⁸ X. Wu,⁵² Y. Wu,^{58a} T. R. Wyatt,⁹⁸ B. M. Wynne,⁴⁸ S. Xella,³⁹ Z. Xi,¹⁰³ L. Xia,¹⁷⁵ D. Xu,^{15a} H. Xu,^{58a,r} L. Xu,²⁹ T. Xu,¹⁴² W. Xu,¹⁰³ Z. Xu,¹⁵⁰ B. Yabsley,¹⁵⁴ S. Yacooob,^{32a} K. Yajima,¹³⁰ D. P. Yallup,⁹² D. Yamaguchi,¹⁶² Y. Yamaguchi,¹⁶² A. Yamamoto,⁷⁹ T. Yamanaka,¹⁶⁰ F. Yamane,⁸⁰ M. Yamatani,¹⁶⁰ T. Yamazaki,¹⁶⁰ Y. Yamazaki,⁸⁰ Z. Yan,²⁵ H. J. Yang,^{58c,58d} H. T. Yang,¹⁸ S. Yang,⁷⁵ Y. Yang,¹⁶⁰ Z. Yang,¹⁷ W.-M. Yao,¹⁸ Y. C. Yap,⁴⁴ Y. Yasu,⁷⁹ E. Yatsenko,^{58c,58d} J. Ye,⁴¹ S. Ye,²⁹ I. Yeletsikh,⁷⁷ E. Yigitbasi,²⁵ E. Yildirim,⁹⁷ K. Yorita,¹⁷⁶ K. Yoshihara,¹³⁴ C. J. S. Young,³⁵ C. Young,¹⁵⁰ J. Yu,⁸ J. Yu,⁷⁶ X. Yue,^{59a} S. P. Y. Yuen,²⁴ B. Zabinski,⁸² G. Zacharis,¹⁰ E. Zaffaroni,⁵² R. Zaidan,¹⁴ A. M. Zaitsev,^{121,pp} T. Zakareishvili,^{156b} N. Zakharchuk,³³ S. Zambito,⁵⁷ D. Zanzi,³⁵ D. R. Zariopovas,⁵⁵ S. V. Zeiβner,⁴⁵ C. Zeitnitz,¹⁷⁹ G. Zemaityte,¹³² J. C. Zeng,¹⁷⁰ Q. Zeng,¹⁵⁰ O. Zenin,¹²¹

D. Zerwas,¹²⁹ M. Zgubič,¹³² D. F. Zhang,^{58b} D. Zhang,¹⁰³ F. Zhang,¹⁷⁸ G. Zhang,^{58a} G. Zhang,^{15b} H. Zhang,^{15c} J. Zhang,⁶ L. Zhang,^{15c} L. Zhang,^{58a} M. Zhang,¹⁷⁰ P. Zhang,^{15c} R. Zhang,^{58a} R. Zhang,²⁴ X. Zhang,^{58b} Y. Zhang,^{15d} Z. Zhang,¹²⁹ P. Zhao,⁴⁷ Y. Zhao,^{58b,129,bb} Z. Zhao,^{58a} A. Zhemchugov,⁷⁷ Z. Zheng,¹⁰³ D. Zhong,¹⁷⁰ B. Zhou,¹⁰³ C. Zhou,¹⁷⁸ M. S. Zhou,^{15d} M. Zhou,¹⁵² N. Zhou,^{58c} Y. Zhou,⁷ C. G. Zhu,^{58b} H. L. Zhu,^{58a} H. Zhu,^{15a} J. Zhu,¹⁰³ Y. Zhu,^{58a} X. Zhuang,^{15a} K. Zhukov,¹⁰⁸ V. Zhulanov,^{120b,120a} A. Zibell,¹⁷⁴ D. Zieminska,⁶³ N. I. Zimine,⁷⁷ S. Zimmermann,⁵⁰ Z. Zinonos,¹¹³ M. Ziolkowski,¹⁴⁸ G. Zobernig,¹⁷⁸ A. Zoccoli,^{23b,23a} K. Zoch,⁵¹ T. G. Zorbas,¹⁴⁶ R. Zou,³⁶ M. Zur Nedden,¹⁹ and L. Zwalinski³⁵

(ATLAS Collaboration)

¹*Department of Physics, University of Adelaide, Adelaide, Australia*

²*Physics Department, SUNY Albany, Albany, New York, USA*

³*Department of Physics, University of Alberta, Edmonton AB, Canada*

^{4a}*Department of Physics, Ankara University, Ankara, Turkey*

^{4b}*Istanbul Aydin University, Istanbul, Turkey*

^{4c}*Division of Physics, TOBB University of Economics and Technology, Ankara, Turkey*

⁵*LAPP, Université Grenoble Alpes, Université Savoie Mont Blanc, CNRS/IN2P3, Annecy, France*

⁶*High Energy Physics Division, Argonne National Laboratory, Argonne, Illinois, USA*

⁷*Department of Physics, University of Arizona, Tucson, Arizona, USA*

⁸*Department of Physics, University of Texas at Arlington, Arlington, Texas, USA*

⁹*Physics Department, National and Kapodistrian University of Athens, Athens, Greece*

¹⁰*Physics Department, National Technical University of Athens, Zografou, Greece*

¹¹*Department of Physics, University of Texas at Austin, Austin, Texas, USA*

^{12a}*Bahcesehir University, Faculty of Engineering and Natural Sciences, Istanbul, Turkey*

^{12b}*Istanbul Bilgi University, Faculty of Engineering and Natural Sciences, Istanbul, Turkey*

^{12c}*Department of Physics, Bogazici University, Istanbul, Turkey*

^{12d}*Department of Physics Engineering, Gaziantep University, Gaziantep, Turkey*

¹³*Institute of Physics, Azerbaijan Academy of Sciences, Baku, Azerbaijan*

¹⁴*Institut de Física d'Altes Energies (IFAE), Barcelona Institute of Science and Technology, Barcelona, Spain*

^{15a}*Institute of High Energy Physics, Chinese Academy of Sciences, Beijing, China*

^{15b}*Physics Department, Tsinghua University, Beijing, China*

^{15c}*Department of Physics, Nanjing University, Nanjing, China*

^{15d}*University of Chinese Academy of Science (UCAS), Beijing, China*

¹⁶*Institute of Physics, University of Belgrade, Belgrade, Serbia*

¹⁷*Department for Physics and Technology, University of Bergen, Bergen, Norway*

¹⁸*Physics Division, Lawrence Berkeley National Laboratory and University of California, Berkeley, California, USA*

¹⁹*Institut für Physik, Humboldt Universität zu Berlin, Berlin, Germany*

²⁰*Albert Einstein Center for Fundamental Physics and Laboratory for High Energy Physics, University of Bern, Bern, Switzerland*

²¹*School of Physics and Astronomy, University of Birmingham, Birmingham, United Kingdom*

²²*Centro de Investigaciones, Universidad Antonio Nariño, Bogota, Colombia*

^{23a}*Dipartimento di Fisica e Astronomia, Università di Bologna, Bologna, Italy*

^{23b}*INFN Sezione di Bologna, Italy*

²⁴*Physikalisches Institut, Universität Bonn, Bonn, Germany*

²⁵*Department of Physics, Boston University, Boston, Massachusetts, USA*

²⁶*Department of Physics, Brandeis University, Waltham, Massachusetts, USA*

^{27a}*Transilvania University of Brasov, Brasov, Romania*

^{27b}*Horia Hulubei National Institute of Physics and Nuclear Engineering, Bucharest, Romania*

^{27c}*Department of Physics, Alexandru Ioan Cuza University of Iasi, Iasi, Romania*

^{27d}*National Institute for Research and Development of Isotopic and Molecular Technologies, Physics Department, Cluj-Napoca, Romania*

^{27e}*University Politehnica Bucharest, Bucharest, Romania*

^{27f}*West University in Timisoara, Timisoara, Romania*

^{28a}*Faculty of Mathematics, Physics and Informatics, Comenius University, Bratislava, Slovak Republic*

^{28b}*Department of Subnuclear Physics, Institute of Experimental Physics of the Slovak Academy of Sciences, Kosice, Slovak Republic*

²⁹*Physics Department, Brookhaven National Laboratory, Upton, New York, USA*

- ³⁰*Departamento de Física, Universidad de Buenos Aires, Buenos Aires, Argentina*
- ³¹*Cavendish Laboratory, University of Cambridge, Cambridge, United Kingdom*
- ^{32a}*Department of Physics, University of Cape Town, Cape Town, South Africa*
- ^{32b}*Department of Mechanical Engineering Science, University of Johannesburg, Johannesburg, South Africa*
- ^{32c}*School of Physics, University of the Witwatersrand, Johannesburg, South Africa*
- ³³*Department of Physics, Carleton University, Ottawa ON, Canada*
- ^{34a}*Faculté des Sciences Ain Chock, Réseau Universitaire de Physique des Hautes Energies—Université Hassan II, Casablanca, Morocco*
- ^{34b}*Centre National de l’Energie des Sciences Techniques Nucleaires (CNESTEN), Rabat, Morocco*
- ^{34c}*Faculté des Sciences Semlalia, Université Cadi Ayyad, LPHEA-Marrakech, Morocco*
- ^{34d}*Faculté des Sciences, Université Mohamed Premier and LPTPM, Oujda, Morocco*
- ^{34e}*Faculté des sciences, Université Mohammed V, Rabat, Morocco*
- ³⁵*CERN, Geneva, Switzerland*
- ³⁶*Enrico Fermi Institute, University of Chicago, Chicago, Illinois, USA*
- ³⁷*LPC, Université Clermont Auvergne, CNRS/IN2P3, Clermont-Ferrand, France*
- ³⁸*Nevis Laboratory, Columbia University, Irvington, New York, USA*
- ³⁹*Niels Bohr Institute, University of Copenhagen, Copenhagen, Denmark*
- ^{40a}*Dipartimento di Fisica, Università della Calabria, Rende, Italy*
- ^{40b}*INFN Gruppo Collegato di Cosenza, Laboratori Nazionali di Frascati, Italy*
- ⁴¹*Physics Department, Southern Methodist University, Dallas, Texas, USA*
- ⁴²*Physics Department, University of Texas at Dallas, Richardson, Texas, USA*
- ^{43a}*Department of Physics, Stockholm University, Sweden*
- ^{43b}*Oskar Klein Centre, Stockholm, Sweden*
- ⁴⁴*Deutsches Elektronen-Synchrotron DESY, Hamburg and Zeuthen, Germany*
- ⁴⁵*Lehrstuhl für Experimentelle Physik IV, Technische Universität Dortmund, Dortmund, Germany*
- ⁴⁶*Institut für Kern- und Teilchenphysik, Technische Universität Dresden, Dresden, Germany*
- ⁴⁷*Department of Physics, Duke University, Durham, North Carolina, USA*
- ⁴⁸*SUPA—School of Physics and Astronomy, University of Edinburgh, Edinburgh, United Kingdom*
- ⁴⁹*INFN e Laboratori Nazionali di Frascati, Frascati, Italy*
- ⁵⁰*Physikalisches Institut, Albert-Ludwigs-Universität Freiburg, Freiburg, Germany*
- ⁵¹*II. Physikalisches Institut, Georg-August-Universität Göttingen, Göttingen, Germany*
- ⁵²*Département de Physique Nucléaire et Corpusculaire, Université de Genève, Genève, Switzerland*
- ^{53a}*Dipartimento di Fisica, Università di Genova, Genova, Italy*
- ^{53b}*INFN Sezione di Genova, Italy*
- ⁵⁴*II. Physikalisches Institut, Justus-Liebig-Universität Giessen, Giessen, Germany*
- ⁵⁵*SUPA—School of Physics and Astronomy, University of Glasgow, Glasgow, United Kingdom*
- ⁵⁶*LPSC, Université Grenoble Alpes, CNRS/IN2P3, Grenoble INP, Grenoble, France*
- ⁵⁷*Laboratory for Particle Physics and Cosmology, Harvard University, Cambridge, Massachusetts, USA*
- ^{58a}*Department of Modern Physics and State Key Laboratory of Particle Detection and Electronics, University of Science and Technology of China, Hefei, China*
- ^{58b}*Institute of Frontier and Interdisciplinary Science and Key Laboratory of Particle Physics and Particle Irradiation (MOE), Shandong University, Qingdao, China*
- ^{58c}*School of Physics and Astronomy, Shanghai Jiao Tong University, KLPPAC-MoE, SKLPPC, Shanghai, China*
- ^{58d}*Tsung-Dao Lee Institute, Shanghai, China*
- ^{59a}*Kirchhoff-Institut für Physik, Ruprecht-Karls-Universität Heidelberg, Heidelberg, Germany*
- ^{59b}*Physikalisches Institut, Ruprecht-Karls-Universität Heidelberg, Heidelberg, Germany*
- ⁶⁰*Faculty of Applied Information Science, Hiroshima Institute of Technology, Hiroshima, Japan*
- ^{61a}*Department of Physics, Chinese University of Hong Kong, Shatin, N.T., Hong Kong, China*
- ^{61b}*Department of Physics, University of Hong Kong, Hong Kong, China*
- ^{61c}*Department of Physics and Institute for Advanced Study, Hong Kong University of Science and Technology, Clear Water Bay, Kowloon, Hong Kong, China*
- ⁶²*Department of Physics, National Tsing Hua University, Hsinchu, Taiwan*
- ⁶³*Department of Physics, Indiana University, Bloomington, Indiana, USA*
- ^{64a}*INFN Gruppo Collegato di Udine, Sezione di Trieste, Udine, Italy*
- ^{64b}*ICTP, Trieste, Italy*
- ^{64c}*Dipartimento Politecnico di Ingegneria e Architettura, Università di Udine, Udine, Italy*
- ^{65a}*INFN Sezione di Lecce, Italy*
- ^{65b}*Dipartimento di Matematica e Fisica, Università del Salento, Lecce, Italy*

- ^{66a}*INFN Sezione di Milano, Italy*
^{66b}*Dipartimento di Fisica, Università di Milano, Milano, Italy*
^{67a}*INFN Sezione di Napoli, Italy*
^{67b}*Dipartimento di Fisica, Università di Napoli, Napoli, Italy*
^{68a}*INFN Sezione di Pavia, Italy*
^{68b}*Dipartimento di Fisica, Università di Pavia, Pavia, Italy*
^{69a}*INFN Sezione di Pisa, Italy*
^{69b}*Dipartimento di Fisica E. Fermi, Università di Pisa, Pisa, Italy*
^{70a}*INFN Sezione di Roma, Italy*
^{70b}*Dipartimento di Fisica, Sapienza Università di Roma, Roma, Italy*
^{71a}*INFN Sezione di Roma Tor Vergata, Italy*
^{71b}*Dipartimento di Fisica, Università di Roma Tor Vergata, Roma, Italy*
^{72a}*INFN Sezione di Roma Tre, Italy*
^{72b}*Dipartimento di Matematica e Fisica, Università Roma Tre, Roma, Italy*
^{73a}*INFN-TIFPA, Italy*
^{73b}*Università degli Studi di Trento, Trento, Italy*
⁷⁴*Institut für Astro- und Teilchenphysik, Leopold-Franzens-Universität, Innsbruck, Austria*
⁷⁵*University of Iowa, Iowa City, Iowa, USA*
⁷⁶*Department of Physics and Astronomy, Iowa State University, Ames, Iowa, USA*
⁷⁷*Joint Institute for Nuclear Research, Dubna, Russia*
^{78a}*Departamento de Engenharia Elétrica, Universidade Federal de Juiz de Fora (UFJF), Juiz de Fora, Brazil*
^{78b}*Universidade Federal do Rio De Janeiro COPPE/EE/IF, Rio de Janeiro, Brazil*
^{78c}*Universidade Federal de São João del Rei (UFSJ), São João del Rei, Brazil*
^{78d}*Instituto de Física, Universidade de São Paulo, São Paulo, Brazil*
⁷⁹*KEK, High Energy Accelerator Research Organization, Tsukuba, Japan*
⁸⁰*Graduate School of Science, Kobe University, Kobe, Japan*
^{81a}*AGH University of Science and Technology, Faculty of Physics and Applied Computer Science, Krakow, Poland*
^{81b}*Marian Smoluchowski Institute of Physics, Jagiellonian University, Krakow, Poland*
⁸²*Institute of Nuclear Physics Polish Academy of Sciences, Krakow, Poland*
⁸³*Faculty of Science, Kyoto University, Kyoto, Japan*
⁸⁴*Kyoto University of Education, Kyoto, Japan*
⁸⁵*Research Center for Advanced Particle Physics and Department of Physics, Kyushu University, Fukuoka, Japan*
⁸⁶*Instituto de Física La Plata, Universidad Nacional de La Plata and CONICET, La Plata, Argentina*
⁸⁷*Physics Department, Lancaster University, Lancaster, United Kingdom*
⁸⁸*Oliver Lodge Laboratory, University of Liverpool, Liverpool, United Kingdom*
⁸⁹*Department of Experimental Particle Physics, Jožef Stefan Institute and Department of Physics, University of Ljubljana, Ljubljana, Slovenia*
⁹⁰*School of Physics and Astronomy, Queen Mary University of London, London, United Kingdom*
⁹¹*Department of Physics, Royal Holloway University of London, Egham, United Kingdom*
⁹²*Department of Physics and Astronomy, University College London, London, United Kingdom*
⁹³*Louisiana Tech University, Ruston, Louisiana, USA*
⁹⁴*Fysiska institutionen, Lunds universitet, Lund, Sweden*
⁹⁵*Centre de Calcul de l'Institut National de Physique Nucléaire et de Physique des Particules (IN2P3), Villeurbanne, France*
⁹⁶*Departamento de Física Teórica C-15 and CIAFF, Universidad Autónoma de Madrid, Madrid, Spain*
⁹⁷*Institut für Physik, Universität Mainz, Mainz, Germany*
⁹⁸*School of Physics and Astronomy, University of Manchester, Manchester, United Kingdom*
⁹⁹*CPPM, Aix-Marseille Université, CNRS/IN2P3, Marseille, France*
¹⁰⁰*Department of Physics, University of Massachusetts, Amherst, Massachusetts, USA*
¹⁰¹*Department of Physics, McGill University, Montreal QC, Canada*
¹⁰²*School of Physics, University of Melbourne, Victoria, Australia*
¹⁰³*Department of Physics, University of Michigan, Ann Arbor, Michigan, USA*
¹⁰⁴*Department of Physics and Astronomy, Michigan State University, East Lansing, Michigan, USA*
¹⁰⁵*B.I. Stepanov Institute of Physics, National Academy of Sciences of Belarus, Minsk, Belarus*
¹⁰⁶*Research Institute for Nuclear Problems of Byelorussian State University, Minsk, Belarus*
¹⁰⁷*Group of Particle Physics, University of Montreal, Montreal QC, Canada*
¹⁰⁸*P.N. Lebedev Physical Institute of the Russian Academy of Sciences, Moscow, Russia*

- ¹⁰⁹*Institute for Theoretical and Experimental Physics of the National Research Centre Kurchatov Institute, Moscow, Russia*
- ¹¹⁰*National Research Nuclear University MEPhI, Moscow, Russia*
- ¹¹¹*D.V. Skobeltsyn Institute of Nuclear Physics, M.V. Lomonosov Moscow State University, Moscow, Russia*
- ¹¹²*Fakultät für Physik, Ludwig-Maximilians-Universität München, München, Germany*
- ¹¹³*Max-Planck-Institut für Physik (Werner-Heisenberg-Institut), München, Germany*
- ¹¹⁴*Nagasaki Institute of Applied Science, Nagasaki, Japan*
- ¹¹⁵*Graduate School of Science and Kobayashi-Maskawa Institute, Nagoya University, Nagoya, Japan*
- ¹¹⁶*Department of Physics and Astronomy, University of New Mexico, Albuquerque, New Mexico, USA*
- ¹¹⁷*Institute for Mathematics, Astrophysics and Particle Physics, Radboud University Nijmegen/Nikhef, Nijmegen, Netherlands*
- ¹¹⁸*Nikhef National Institute for Subatomic Physics and University of Amsterdam, Amsterdam, Netherlands*
- ¹¹⁹*Department of Physics, Northern Illinois University, DeKalb, Illinois, USA*
- ^{120a}*Budker Institute of Nuclear Physics and NSU, SB RAS, Novosibirsk, Russia*
- ^{120b}*Novosibirsk State University Novosibirsk, Russia*
- ¹²¹*Institute for High Energy Physics of the National Research Centre Kurchatov Institute, Protvino, Russia*
- ¹²²*Department of Physics, New York University, New York, New York, USA*
- ¹²³*The Ohio State University, Columbus, Ohio, USA*
- ¹²⁴*Faculty of Science, Okayama University, Okayama, Japan*
- ¹²⁵*Homer L. Dodge Department of Physics and Astronomy, University of Oklahoma, Norman, Oklahoma, USA*
- ¹²⁶*Department of Physics, Oklahoma State University, Stillwater, Oklahoma, USA*
- ¹²⁷*Palacký University, RCPTM, Joint Laboratory of Optics, Olomouc, Czech Republic*
- ¹²⁸*Center for High Energy Physics, University of Oregon, Eugene, Oregon, USA*
- ¹²⁹*LAL, Université Paris-Sud, CNRS/IN2P3, Université Paris-Saclay, Orsay, France*
- ¹³⁰*Graduate School of Science, Osaka University, Osaka, Japan*
- ¹³¹*Department of Physics, University of Oslo, Oslo, Norway*
- ¹³²*Department of Physics, Oxford University, Oxford, United Kingdom*
- ¹³³*LPNHE, Sorbonne Université, Paris Diderot Sorbonne Paris Cité, CNRS/IN2P3, Paris, France*
- ¹³⁴*Department of Physics, University of Pennsylvania, Philadelphia, Pennsylvania, USA*
- ¹³⁵*Konstantinov Nuclear Physics Institute of National Research Centre “Kurchatov Institute”, PNPI, St. Petersburg, Russia*
- ¹³⁶*Department of Physics and Astronomy, University of Pittsburgh, Pittsburgh, Pennsylvania, USA*
- ^{137a}*Laboratório de Instrumentação e Física Experimental de Partículas—LIP, Portugal*
- ^{137b}*Departamento de Física, Faculdade de Ciências, Universidade de Lisboa, Lisboa, Portugal*
- ^{137c}*Departamento de Física, Universidade de Coimbra, Coimbra, Portugal*
- ^{137d}*Centro de Física Nuclear da Universidade de Lisboa, Lisboa, Portugal*
- ^{137e}*Departamento de Física, Universidade do Minho, Braga, Portugal*
- ^{137f}*Departamento de Física Teórica y del Cosmos, Universidad de Granada, Granada (Spain), Spain*
- ^{137g}*Dep Física and CEFITEC of Faculdade de Ciências e Tecnologia, Universidade Nova de Lisboa, Caparica, Portugal*
- ¹³⁸*Institute of Physics of the Czech Academy of Sciences, Prague, Czech Republic*
- ¹³⁹*Czech Technical University in Prague, Prague, Czech Republic*
- ¹⁴⁰*Charles University, Faculty of Mathematics and Physics, Prague, Czech Republic*
- ¹⁴¹*Particle Physics Department, Rutherford Appleton Laboratory, Didcot, United Kingdom*
- ¹⁴²*IRFU, CEA, Université Paris-Saclay, Gif-sur-Yvette, France*
- ¹⁴³*Santa Cruz Institute for Particle Physics, University of California Santa Cruz, Santa Cruz, California, USA*
- ^{144a}*Departamento de Física, Pontificia Universidad Católica de Chile, Santiago, Chile*
- ^{144b}*Departamento de Física, Universidad Técnica Federico Santa María, Valparaíso, Chile*
- ¹⁴⁵*Department of Physics, University of Washington, Seattle, Washington, USA*
- ¹⁴⁶*Department of Physics and Astronomy, University of Sheffield, Sheffield, United Kingdom*
- ¹⁴⁷*Department of Physics, Shinshu University, Nagano, Japan*
- ¹⁴⁸*Department Physik, Universität Siegen, Siegen, Germany*
- ¹⁴⁹*Department of Physics, Simon Fraser University, Burnaby BC, Canada*
- ¹⁵⁰*SLAC National Accelerator Laboratory, Stanford, California, USA*
- ¹⁵¹*Physics Department, Royal Institute of Technology, Stockholm, Sweden*
- ¹⁵²*Departments of Physics and Astronomy, Stony Brook University, Stony Brook, New York, USA*
- ¹⁵³*Department of Physics and Astronomy, University of Sussex, Brighton, United Kingdom*

- ¹⁵⁴*School of Physics, University of Sydney, Sydney, Australia*
¹⁵⁵*Institute of Physics, Academia Sinica, Taipei, Taiwan*
^{156a}*E. Andronikashvili Institute of Physics, Iv. Javakhishvili Tbilisi State University, Tbilisi, Georgia*
^{156b}*High Energy Physics Institute, Tbilisi State University, Tbilisi, Georgia*
¹⁵⁷*Department of Physics, Technion, Israel Institute of Technology, Haifa, Israel*
¹⁵⁸*Raymond and Beverly Sackler School of Physics and Astronomy, Tel Aviv University, Tel Aviv, Israel*
¹⁵⁹*Department of Physics, Aristotle University of Thessaloniki, Thessaloniki, Greece*
¹⁶⁰*International Center for Elementary Particle Physics and Department of Physics, University of Tokyo, Tokyo, Japan*
¹⁶¹*Graduate School of Science and Technology, Tokyo Metropolitan University, Tokyo, Japan*
¹⁶²*Department of Physics, Tokyo Institute of Technology, Tokyo, Japan*
¹⁶³*Tomsk State University, Tomsk, Russia*
¹⁶⁴*Department of Physics, University of Toronto, Toronto ON, Canada*
^{165a}*TRIUMF, Vancouver BC, Canada*
^{165b}*Department of Physics and Astronomy, York University, Toronto ON, Canada*
¹⁶⁶*Division of Physics and Tomonaga Center for the History of the Universe, Faculty of Pure and Applied Sciences, University of Tsukuba, Tsukuba, Japan*
¹⁶⁷*Department of Physics and Astronomy, Tufts University, Medford, Massachusetts, USA*
¹⁶⁸*Department of Physics and Astronomy, University of California Irvine, Irvine, California, USA*
¹⁶⁹*Department of Physics and Astronomy, University of Uppsala, Uppsala, Sweden*
¹⁷⁰*Department of Physics, University of Illinois, Urbana, Illinois, USA*
¹⁷¹*Instituto de Física Corpuscular (IFIC), Centro Mixto Universidad de Valencia—CSIC, Valencia, Spain*
¹⁷²*Department of Physics, University of British Columbia, Vancouver BC, Canada*
¹⁷³*Department of Physics and Astronomy, University of Victoria, Victoria BC, Canada*
¹⁷⁴*Fakultät für Physik und Astronomie, Julius-Maximilians-Universität Würzburg, Würzburg, Germany*
¹⁷⁵*Department of Physics, University of Warwick, Coventry, United Kingdom*
¹⁷⁶*Waseda University, Tokyo, Japan*
¹⁷⁷*Department of Particle Physics, Weizmann Institute of Science, Rehovot, Israel*
¹⁷⁸*Department of Physics, University of Wisconsin, Madison, Wisconsin, USA*
¹⁷⁹*Fakultät für Mathematik und Naturwissenschaften, Fachgruppe Physik, Bergische Universität Wuppertal, Wuppertal, Germany*
¹⁸⁰*Department of Physics, Yale University, New Haven, Connecticut, USA*
¹⁸¹*Yerevan Physics Institute, Yerevan, Armenia*

^aDeceased.

^bAlso at Department of Physics, King's College London, London, United Kingdom.

^cAlso at Istanbul University, Dept. of Physics, Istanbul, Turkey.

^dAlso at Instituto de Física Teórica de la Universidad Autónoma de Madrid, Spain.

^eAlso at Institute of Physics, Azerbaijan Academy of Sciences, Baku, Azerbaijan.

^fAlso at TRIUMF, Vancouver BC, Canada.

^gAlso at Department of Physics and Astronomy, University of Louisville, Louisville, Kentucky, USA.

^hAlso at Department of Physics, University of Fribourg, Fribourg, Switzerland.

ⁱAlso at Physics Dept, University of South Africa, Pretoria, South Africa.

^jAlso at Departament de Física de la Universitat Autònoma de Barcelona, Barcelona, Spain.

^kAlso at Tomsk State University, Tomsk, and Moscow Institute of Physics and Technology State University, Dolgoprudny, Russia.

^lAlso at The Collaborative Innovation Center of Quantum Matter (CICQM), Beijing, China.

^mAlso at Departamento de Física, Instituto Superior Técnico, Universidade de Lisboa, Lisboa, Portugal.

ⁿAlso at Università di Napoli Parthenope, Napoli, Italy.

^oAlso at Institute of Particle Physics (IPP), Canada.

^pAlso at II. Physikalisches Institut, Georg-August-Universität Göttingen, Göttingen, Germany.

^qAlso at Horia Hulubei National Institute of Physics and Nuclear Engineering, Bucharest, Romania.

^rAlso at CPPM, Aix-Marseille Université, CNRS/IN2P3, Marseille, France.

^sAlso at Department of Physics, St. Petersburg State Polytechnical University, St. Petersburg, Russia.

^tAlso at Borough of Manhattan Community College, City University of New York, New York, USA.

^uAlso at Department of Physics, California State University, Fresno, California, USA.

^vAlso at Department of Financial and Management Engineering, University of the Aegean, Chios, Greece.

^wAlso at Centre for High Performance Computing, CSIR Campus, Rosebank, Cape Town, South Africa.

^xAlso at Louisiana Tech University, Ruston, Louisiana, USA.

^yAlso at California State University, East Bay, Hayward, California, USA.

^zAlso at Institutio Catalana de Recerca i Estudis Avancats, ICREA, Barcelona, Spain.

- ^{aa} Also at Department of Physics, University of Michigan, Ann Arbor, Michigan, USA.
- ^{bb} Also at LAL, Université Paris-Sud, CNRS/IN2P3, Université Paris-Saclay, Orsay, France.
- ^{cc} Also at Graduate School of Science, Osaka University, Osaka, Japan.
- ^{dd} Also at Physikalisches Institut, Albert-Ludwigs-Universität Freiburg, Freiburg, Germany.
- ^{ee} Also at Institute for Mathematics, Astrophysics and Particle Physics, Radboud University Nijmegen/Nikhef, Nijmegen, Netherlands.
- ^{ff} Also at Institute of Theoretical Physics, Ilia State University, Tbilisi, Georgia.
- ^{gg} Also at CERN, Geneva, Switzerland.
- ^{hh} Also at Department of Physics, Stanford University, Stanford, California, USA.
- ⁱⁱ Also at Manhattan College, New York, New York, USA.
- ^{jj} Also at Joint Institute for Nuclear Research, Dubna, Russia.
- ^{kk} Also at Hellenic Open University, Patras, Greece.
- ^{ll} Also at LPNHE, Sorbonne Université, Paris Diderot Sorbonne Paris Cité, CNRS/IN2P3, Paris, France.
- ^{mm} Also at The City College of New York, New York, New York, USA.
- ⁿⁿ Also at Departamento de Física Teórica y del Cosmos, Universidad de Granada, Granada (Spain), Spain.
- ^{oo} Also at Department of Physics, California State University, Sacramento, California, USA.
- ^{pp} Also at Moscow Institute of Physics and Technology State University, Dolgoprudny, Russia.
- ^{qq} Also at Département de Physique Nucléaire et Corpusculaire, Université de Genève, Genève, Switzerland.
- ^{rr} Also at Department of Physics and Astronomy, University of Sheffield, Sheffield, United Kingdom.
- ^{ss} Also at School of Physics, Sun Yat-sen University, Guangzhou, China.
- ^{tt} Also at Department of Applied Physics and Astronomy, University of Sharjah, Sharjah, United Arab Emirates.
- ^{uu} Also at Institut für Experimentalphysik, Universität Hamburg, Hamburg, Germany.
- ^{vv} Also at National Research Nuclear University MEPhI, Moscow, Russia.
- ^{ww} Also at Institute for Particle and Nuclear Physics, Wigner Research Centre for Physics, Budapest, Hungary.
- ^{xx} Also at Giresun University, Faculty of Engineering, Giresun, Turkey.
- ^{yy} Also at Institute of Physics, Academia Sinica, Taipei, Taiwan.