

Classifying Four-Body Convex Central Configurations

Montserrat Corbera* Josep M. Cors† Gareth E. Roberts‡

Abstract

We classify the full set of convex central configurations in the Newtonian four-body problem. Particular attention is given to configurations possessing some type of symmetry or defining geometric property. Special cases considered include kite, trapezoidal, co-circular, equidiagonal, orthodiagonal, and bisecting-diagonal configurations. Good coordinates for describing the set are established. We use them to prove that the set of four-body convex central configurations with positive masses is three-dimensional, a graph over a domain D that is the union of elementary regions in \mathbb{R}^{+3} .

Key Words: Central configuration, n -body problem, convex central configurations

1 Introduction

The study of central configurations in the Newtonian n -body problem is an active subfield of celestial mechanics. A configuration is *central* if the gravitational force on each body is a common scalar multiple of its position vector with respect to the center of mass. Perhaps the most well known example is the equilateral triangle solution of Lagrange, discovered in 1772, consisting of three bodies of arbitrary mass located at the vertices of an equilateral triangle [21]. Released from rest, any central configuration will collapse homothetically toward its center of mass, ending in total collision. In fact, any solution of the n -body problem containing a collision must have its colliding bodies asymptotically approaching a central configuration [29]. On the other hand, given the appropriate initial velocities, a central configuration can rotate rigidly about its center of mass, generating a periodic solution known as a *relative equilibrium*. These are some of the only explicitly known solutions in the n -body problem. For more background on central configurations and their special properties, see [4, 24, 25, 27, 29, 32, 34] and the references therein.

In this paper we focus on four-body convex central configurations. A configuration is *convex* if no body lies inside or on the convex hull of the other three bodies (e.g., a rhombus or a trapezoid); otherwise, it is called *concave*. Most of the results on four-body central configurations are either for a specific choice of masses or for a particular geometric type of configuration. For instance, Albouy proved that all of the four-body equal mass central configurations possess a line of symmetry. This in turn allows for a complete solution to the equal mass case [1, 2]. Albouy, Fu, and Sun showed

*Departament de Tecnologies Digitals i de la Informació, Universitat de Vic, montserrat.corbera@uvic.cat

†Departament de Matemàtiques, Universitat Politècnica de Catalunya, cors@epsem.upc.edu

‡Dept. of Mathematics and Computer Science, College of the Holy Cross, groberts@holycross.edu

that a convex central configuration with two equal masses opposite each other is symmetric, with the equal masses equidistant from the line of symmetry [5]. Recently, Fernandes, Llibre, and Mello proved that a convex central configuration with two pairs of adjacent masses must be an isosceles trapezoid [15]. A numerical study for the number of central configurations in the four-body problem with arbitrary masses was done by Simó in [33]. Other studies have focused on examples with one infinitesimal mass, solutions of the planar restricted four-body problem [7, 8].

In terms of restricting the problem to a particular shape, Cors and Roberts classified the four-body co-circular central configurations in [12] while Corbera et al. recently studied the trapezoidal solutions [10] (see also [31]). Symmetric central configurations are often the easiest to analyze. The regular n -gon ($n \geq 4$) is a central configuration as long as the masses are all equal. A *kite* is a symmetric quadrilateral with two bodies lying on the axis of symmetry and the other two bodies positioned equidistant from it. A kite may either be convex or concave. In the convex case, the diagonals are always perpendicular. A recent investigation of the kite central configurations (both convex and concave) was carried out in [14].

One of the major results in the study of convex central configurations is that they exist. MacMillan and Bartky showed that for any four masses and any ordering of the bodies, there exists a convex central configuration [22]. This was proven again later in a simpler way by Xia [35]. It is an open question as to whether this solution must be unique. This is problem 10 on a published list of open questions in celestial mechanics [3]. Hampton showed that for any four choices of positive masses there exists a concave central configuration [17]. Uniqueness does not hold in the concave setting as the example of an equilateral triangle with an arbitrary mass at the center illustrates. Finally, Hampton and Moeckel showed that given four positive masses, the number of equivalence classes of central configurations under rotations, translations, and dilations is finite [18].

Here we study the full space of four-body convex central configurations, focusing on how various geometrically-defined classes fit within the larger set. We introduce simple yet effective coordinates to describe the space up to an isometry, rescaling, or relabeling of the bodies. Three radial coordinates a, b , and c represent the distance from three of the bodies, respectively, to the intersection of the diagonals. The remaining coordinate θ is the angle between the two diagonals. Positivity of the masses imposes various constraints on the coordinates. We find a simply connected domain $D \subset \mathbb{R}^3$, the union of four elementary regions, such that for any $(a, b, c) \in D$, there exists a unique angle θ which makes the configuration central with positive masses. The angle $\theta = f(a, b, c)$ is a differentiable function on the interior of D . Thus the set of convex central configurations with positive masses is the graph of a function of three variables. We also prove that $\pi/3 < \theta \leq \pi/2$, with $\theta = \pi/2$ if and only if the configuration is a kite.

One of the surprising features of our coordinate system is the simple linear and quadratic equations that define various classes of quadrilaterals. The kite configurations lie on two orthogonal planes that intersect in the family of rhombii solutions. These planes form a portion of the boundary of D . The co-circular and trapezoidal configurations each lie on saddles in D , while the equidiagonal solutions are located on a plane. These three types of configurations intersect in a line corresponding to the isosceles trapezoid family. Our work provides a unifying structure for the set of convex central configurations and a clear picture of how the special sub-cases are situated within the broader set.

The paper is organized as follows. In the next section we develop the equations for a four-body central configuration using mutual distance coordinates. In Section 3 we introduce our coordinate system and study the important domain D , proving that θ is a differentiable function on D . We also verify the bounds on θ and show that it increases with c . Section 4 focuses on four special

cases—kite, trapezoidal, co-circular, and equidiagonal configurations—and how they fit together within D .

Figure 3 and all of the three-dimensional plots in this paper were created using Matlab [23]. All other figures were made using the open-source software Sage [30].

2 Four-Body Planar Central Configurations

Let $q_i \in \mathbb{R}^2$ and m_i denote the position and mass, respectively, of the i th body. We will assume that $m_i > 0 \forall i$, while recognizing that the zero-mass case is important for defining certain boundaries of our space. Let $r_{ij} = \|q_i - q_j\|$ represent the distance between the i th and j th bodies. If $M = \sum_{i=1}^n m_i$ is the sum of the masses, then the *center of mass* is given by $c = \frac{1}{M} \sum_{i=1}^n m_i q_i$. The motion of the bodies is governed by the Newtonian potential function

$$U(q) = \sum_{i < j}^n \frac{m_i m_j}{r_{ij}}.$$

The *moment of inertia* with respect to the center of mass is given by

$$I(q) = \sum_{i=1}^n m_i \|q_i - c\|^2 = \frac{1}{M} \sum_{i < j} m_i m_j r_{ij}^2.$$

This can be interpreted as a measure of the relative size of the configuration.

There are several ways to describe a central configuration. We follow the topological approach.

Definition 2.1. A planar *central configuration* $(q_1, \dots, q_n) \in \mathbb{R}^{2n}$ is a critical point of U subject to the constraint $I = I_0$, where $I_0 > 0$ is a constant.

It is important to note that, due to the invariance of U and I under isometries, any rotation, translation, or scaling of a central configuration still results in a central configuration.

2.1 Mutual distance coordinates

Our derivation of the equations for a four-body central configuration follows the nice exposition of Schmidt [32]. In the case of four bodies, the six mutual distances $r_{12}, r_{13}, r_{14}, r_{23}, r_{24}, r_{34}$ turn out to be excellent coordinates. They describe a configuration in the plane as long as the Cayley-Menger determinant

$$V = \begin{vmatrix} 0 & 1 & 1 & 1 & 1 \\ 1 & 0 & r_{12}^2 & r_{13}^2 & r_{14}^2 \\ 1 & r_{12}^2 & 0 & r_{23}^2 & r_{24}^2 \\ 1 & r_{13}^2 & r_{23}^2 & 0 & r_{34}^2 \\ 1 & r_{14}^2 & r_{24}^2 & r_{34}^2 & 0 \end{vmatrix}$$

vanishes and the triangle inequality $r_{ij} + r_{jk} > r_{ik}$ holds for any choice of indices with $i \neq j \neq k$. The constraint $V = 0$ is necessary for locating planar central configurations; without it, the only critical points of U restricted to $I = I_0$ are regular tetrahedra (a spatial central configuration for any choice of masses). Therefore, we search for critical points of the function

$$U + \lambda(I - I_0) + \mu V \tag{1}$$

satisfying $I = I_0$ and $V = 0$, where λ and μ are Lagrange multipliers.

A useful formula involving the Cayley-Menger determinant is

$$\frac{\partial V}{\partial r_{ij}^2} = -32 A_i A_j, \quad (2)$$

where A_i is the signed area of the triangle whose vertices contain all bodies except for the i th body. Formula (2) holds only when restricting to planar configurations.

Differentiating (1) with respect to r_{ij} and applying formula (2) yields

$$m_i m_j (s_{ij} - \lambda') = \sigma A_i A_j, \quad (3)$$

where $s_{ij} = r_{ij}^{-3}$, $\lambda' = 2\lambda/M$, and $\sigma = -64\mu$. Arranging the six equations of (3) as

$$\begin{aligned} m_1 m_2 (s_{12} - \lambda') &= \sigma A_1 A_2, & m_3 m_4 (s_{34} - \lambda') &= \sigma A_3 A_4, \\ m_1 m_3 (s_{13} - \lambda') &= \sigma A_1 A_3, & m_2 m_4 (s_{24} - \lambda') &= \sigma A_2 A_4, \\ m_1 m_4 (s_{14} - \lambda') &= \sigma A_1 A_4, & m_2 m_3 (s_{23} - \lambda') &= \sigma A_2 A_3, \end{aligned} \quad (4)$$

and multiplying together pairwise yields the well-known Dziobek relation [13]

$$(s_{12} - \lambda')(s_{34} - \lambda') = (s_{13} - \lambda')(s_{24} - \lambda') = (s_{14} - \lambda')(s_{23} - \lambda'). \quad (5)$$

This assumes that the masses and areas are all non-zero. Eliminating λ' from (5) produces the important equation

$$(r_{24}^3 - r_{14}^3)(r_{13}^3 - r_{12}^3)(r_{23}^3 - r_{34}^3) = (r_{12}^3 - r_{14}^3)(r_{24}^3 - r_{34}^3)(r_{13}^3 - r_{23}^3). \quad (6)$$

In some sense, equation (6) is the defining equation for a four-body central configuration. It or some equivalent variation can be found in many papers and texts (e.g., see p. 278 of [34].) Equation (6) is clearly necessary given the above derivation. However, it is also sufficient assuming the six mutual distances describe an actual configuration in the plane. The only other restrictions required on the r_{ij} are those that insure solutions to system (4) yield positive masses, as explained in the next section.

2.2 Restrictions on the mutual distances

For the remainder of the paper we will restrict our attention to four-body convex central configurations. We will assume the bodies are ordered consecutively in the counterclockwise direction. This implies that the lengths of the diagonals are r_{13} and r_{24} , while the four exterior side lengths are r_{12} , r_{23} , r_{14} , and r_{34} . With this choice of labeling, we always have $A_1, A_3 > 0$ and $A_2, A_4 < 0$. We will also assume, without loss of generality, that the largest exterior side length is r_{12} .

First note that $\sigma \neq 0$. If this was not the case, then equation (3) and nonzero masses would imply that all r_{ij} are equal, which is the regular tetrahedron solution. If $\sigma < 0$, then system (4) and positive masses implies

$$r_{12}, r_{14}, r_{23}, r_{34} < \frac{1}{\sqrt[3]{\lambda'}} < r_{13}, r_{24}. \quad (7)$$

This means the two diagonals are strictly longer than any of the exterior sides. On the other hand, if we assume that $\sigma > 0$, then the inequalities in (7) would be reversed. But such a configuration is

impossible since it violates geometric properties of convex quadrilaterals such as $r_{13} + r_{24} > r_{12} + r_{34}$ (see Lemma 2.3 in [19]).

In addition to (7), further restrictions on the exterior side lengths follow from the Dziobek equation

$$(s_{12} - \lambda')(s_{34} - \lambda') = (s_{14} - \lambda')(s_{23} - \lambda'). \quad (8)$$

Since r_{12} is the largest exterior side length, we have $r_{12} \geq r_{14}$ and $s_{14} - \lambda' \geq s_{12} - \lambda' > 0$. It follows that $s_{34} - \lambda' \geq s_{23} - \lambda'$, otherwise equation (8) is violated. We conclude that $r_{23} \geq r_{34}$. A similar argument shows that $r_{12} \geq r_{23}$ implies that $r_{14} \geq r_{34}$. Hence, the shortest exterior side is always opposite the longest one, with equality only in the case of a square. In sum, for our particular arrangement of the four bodies, any convex central configuration with positive masses must satisfy

$$r_{13}, r_{24} > r_{12} \geq r_{14}, r_{23} \geq r_{34}. \quad (9)$$

According to the Dziobek equations (5),

$$\lambda' = \frac{s_{12}s_{34} - s_{13}s_{24}}{s_{12} + s_{34} - s_{13} - s_{24}} = \frac{s_{12}s_{34} - s_{14}s_{23}}{s_{12} + s_{34} - s_{14} - s_{23}} = \frac{s_{13}s_{24} - s_{14}s_{23}}{s_{13} + s_{24} - s_{14} - s_{23}}.$$

These expressions generate nice formulas for the ratios between the masses. From system (4), a short calculation gives

$$\frac{m_2}{m_1} = -\frac{A_2(s_{14} - s_{13})}{A_1(s_{23} - s_{24})}, \quad \frac{m_3}{m_1} = \frac{A_3(s_{14} - s_{12})}{A_1(s_{34} - s_{23})}, \quad \frac{m_4}{m_1} = -\frac{A_4(s_{12} - s_{13})}{A_1(s_{34} - s_{24})} \quad (10)$$

and

$$\frac{m_3}{m_2} = -\frac{A_3(s_{12} - s_{24})}{A_2(s_{34} - s_{13})}, \quad \frac{m_4}{m_2} = \frac{A_4(s_{23} - s_{12})}{A_2(s_{34} - s_{14})}, \quad \frac{m_4}{m_3} = -\frac{A_4(s_{23} - s_{13})}{A_3(s_{14} - s_{24})}. \quad (11)$$

Due to equation (6), these formulas are consistent with each other. They are all well-defined for configurations satisfying the inequalities in (9) unless $s_{34} = s_{23}$ (and thus $s_{12} = s_{14}$), or $s_{34} = s_{14}$ (and thus $s_{12} = s_{23}$). For these special cases, which correspond to symmetric kite configurations, we use the alternative formulas

$$\frac{m_3}{m_1} = \frac{A_3(s_{12} - s_{13})(s_{14} - s_{24})}{A_1(s_{23} - s_{13})(s_{34} - s_{24})} \quad \text{and} \quad \frac{m_4}{m_2} = \frac{A_4(s_{23} - s_{13})(s_{12} - s_{24})}{A_2(s_{34} - s_{13})(s_{14} - s_{24})}. \quad (12)$$

The formulas obtained for the mass ratios explain why equation (6) is also sufficient for obtaining a central configuration. If the mutual distances r_{ij} satisfy both (9) and (6), then the mass ratios (which are positive), are given uniquely by (10), (11), or (12). We can then work backwards and check that system (4) is satisfied so that the configuration is indeed central.

3 The Set of Convex Central Configurations

We now describe the full set of convex central configurations with positive masses, showing it is three-dimensional, the graph of a differentiable function of three variables.

3.1 Good coordinates

We begin by defining simple, but extremely useful coordinates. Since the space of central configurations is invariant under isometries, we may apply a rotation and translation to place bodies 1 and 3 on the horizontal axis, with the origin located at the intersection of the two diagonals. It is also permissible to rescale the configuration so that $q_1 = (1, 0)$. This alters the value of the Lagrange multipliers, but preserves the special trait of being central.

Define the remaining three bodies to have positions $q_2 = (a \cos \theta, a \sin \theta)$, $q_3 = (-b, 0)$, and $q_4 = (-c \cos \theta, -c \sin \theta)$, where a, b, c are radial variables and $\theta \in (0, \pi)$ is an angular variable (see Figure 1). If one or more of the three radial variables is negative, then the configuration becomes concave or the ordering of the bodies changes. If one or more of the radial variables vanish, then the configuration contains a subset that is collinear or some bodies coalesce (e.g., $b = c = 0$ implies $r_{34} = 0$). Thus, we will assume throughout the paper that $a > 0, b > 0$, and $c > 0$. The coordinates (a, b, c, θ) turn out to be remarkably well-suited for describing different classes of quadrilaterals that are also central configurations (see Section 4).

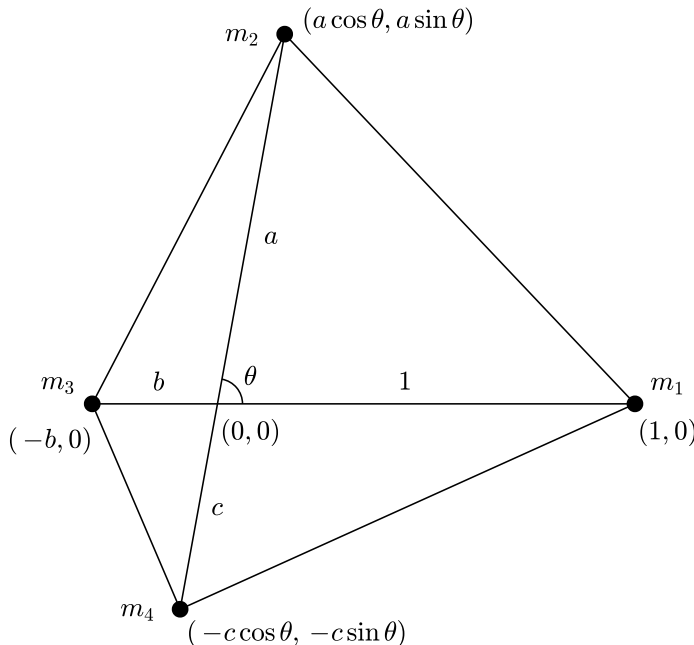


Figure 1: Coordinates for a convex configuration of four bodies: three radial variables $a, b, c > 0$ and an angular variable $\theta \in (0, \pi)$.

In our coordinates, the six mutual distances are given by

$$r_{12}^2 = a^2 - 2a \cos \theta + 1, \quad r_{23}^2 = a^2 + 2ab \cos \theta + b^2, \quad r_{13} = b + 1, \quad (13)$$

$$r_{14}^2 = c^2 + 2c \cos \theta + 1, \quad r_{34}^2 = b^2 - 2bc \cos \theta + c^2, \quad r_{24} = a + c. \quad (14)$$

Based on equation (6), define F to be the function

$$F(a, b, c, \theta) = (r_{24}^3 - r_{14}^3)(r_{13}^3 - r_{12}^3)(r_{23}^3 - r_{34}^3) - (r_{12}^3 - r_{14}^3)(r_{24}^3 - r_{34}^3)(r_{13}^3 - r_{23}^3),$$

where each mutual distance is treated as a function of the variables a, b, c , and θ .

The previous discussion justifies the following lemma.

Lemma 3.1. *Let \mathcal{C} and E denote the sets*

$$\begin{aligned}\mathcal{C} &= \{(a, b, c, \theta) \in \mathbb{R}^{+3} \times (0, \pi) : r_{13}, r_{24} > r_{12} \geq r_{14}, r_{23} \geq r_{34}\}, \\ E &= \{s = (a, b, c, \theta) \in \mathbb{R}^{+3} \times (0, \pi) : s \in \mathcal{C} \text{ and } F(s) = 0\}.\end{aligned}$$

Any point in E corresponds to a four-body convex central configuration with positive masses. Moreover, up to an isometry, rescaling, or relabeling of the bodies, E contains all such configurations.

3.2 Defining the domain D

We will find a set $D \subset \mathbb{R}^{+3}$ such that for each $(a, b, c) \in D$, there exists a unique angle θ which makes the configuration central. Specifically, we prove that there exists a differentiable function $\theta = f(a, b, c)$ with domain D , whose graph is equivalent to E . In order to define D , we use the mutual distance inequalities in (9) to eliminate the angular variable θ .

Lemma 3.2. *The inequalities in (9) imply the following conditions on the positive variables a, b, c :*

$$r_{12} \geq r_{14} \text{ and } r_{23} \geq r_{34} \implies a \geq c, \quad (15)$$

$$r_{12} \geq r_{23} \text{ and } r_{14} \geq r_{34} \implies b \leq 1, \quad (16)$$

$$r_{13} > r_{12} \geq r_{14} \implies c < \frac{1}{a}(b^2 + 2b), \quad (17)$$

$$r_{13} > r_{12} \geq r_{23} \text{ and } a > 1 \implies b > \frac{1}{2}(-1 + \sqrt{4a^2 - 3}), \quad (18)$$

$$r_{24} > r_{12} \geq r_{14} \text{ and } 0 < a < 1 \implies c > \frac{1}{2}(-a + \sqrt{4 - 3a^2}), \quad (19)$$

$$r_{24} > r_{12} \geq r_{23} \implies c > -a + \sqrt{a^2 + b}. \quad (20)$$

Proof: From equations (13) and (14) we compute that

$$r_{12}^2 - r_{14}^2 = (a + c)(a - c - 2 \cos \theta), \quad r_{12}^2 - r_{23}^2 = (1 + b)(1 - b - 2a \cos \theta), \quad (21)$$

$$r_{23}^2 - r_{34}^2 = (a + c)(a - c + 2b \cos \theta), \quad r_{14}^2 - r_{34}^2 = (1 + b)(1 - b + 2c \cos \theta). \quad (22)$$

Since a, b , and c are all positive, $r_{12} \geq r_{14}$ and $r_{23} \geq r_{34}$ together imply that

$$a - c \geq \max\{2 \cos \theta, -2b \cos \theta\} \geq 0. \quad (23)$$

Similarly, $r_{12} \geq r_{23}$ and $r_{14} \geq r_{34}$ imply

$$1 - b \geq \max\{2a \cos \theta, -2c \cos \theta\} \geq 0. \quad (24)$$

This proves implications (15) and (16).

Next, equations (13) and (14) yield

$$r_{13}^2 - r_{12}^2 = b^2 + 2b - a^2 + 2a \cos \theta \quad \text{and} \quad r_{24}^2 - r_{12}^2 = c^2 + 2ac - 1 + 2a \cos \theta. \quad (25)$$

Since $r_{12} \geq r_{14}$, the first equation in (21) gives $a - 2 \cos \theta \geq c$ or $a^2 - 2a \cos \theta \geq ac$. Then $r_{13} > r_{12}$ implies that

$$b^2 + 2b > a^2 - 2a \cos \theta \geq ac, \quad (26)$$

which verifies (17).

Similarly, $r_{12} \geq r_{23}$ and the second equation in (21) yields $-2a \cos \theta \geq b - 1$. Then $r_{13} > r_{12}$ implies that

$$b^2 + 2b - a^2 > -2a \cos \theta \geq b - 1, \quad (27)$$

which yields

$$b^2 + b + 1 - a^2 > 0. \quad (28)$$

Since b and a are both positive, inequality (28) clearly holds if $a \leq 1$. However, for any fixed choice of $a > 1$, the value of b must be chosen strictly greater than the largest root of the quadratic $Q_a(b) = b^2 + b + 1 - a^2$. This root is $\frac{1}{2}(-1 + \sqrt{4a^2 - 3})$, which verifies implication (18).

Next, $r_{24} > r_{12} \geq r_{14}$ yields

$$c^2 + 2ac - 1 + a^2 > -2a \cos \theta + a^2 \geq ac, \quad (29)$$

which in turn gives

$$c^2 + ac + a^2 - 1 > 0. \quad (30)$$

Since a and c are both positive, inequality (30) clearly holds if $a \geq 1$. However, for any fixed choice of $a \in (0, 1)$, the value of c must be chosen strictly greater than the largest root of the quadratic $Q_a(c) = c^2 + ac + a^2 - 1$. This root is $\frac{1}{2}(-a + \sqrt{4 - 3a^2})$, which proves (19).

Finally, $r_{24} > r_{12} \geq r_{23}$ implies that

$$c^2 + 2ac - 1 > -2a \cos \theta \geq b - 1, \quad (31)$$

which gives

$$c^2 + 2ac - b > 0. \quad (32)$$

Since $b > 0$, c must be chosen greater than the largest root of the quadratic $Q_{a,b}(c) = c^2 + 2ac - b$. This root is $-a + \sqrt{a^2 + b}$, which verifies (20) and completes the proof. \square

The combined inequalities between the radial variables a, b , and c given in (15) through (20), along with $a > 0, b > 0$, and $c > 0$, define a bounded set $D \subset \mathbb{R}^3$. We will show that this set is the domain of the function $\theta = f(a, b, c)$ and the projection of E into abc -space.

Definition 3.3. Let $D = D_1 \cup D_2$ denote the three-dimensional region, where

$$\begin{aligned} D_1 &= \left\{ (a, b, c) \in \mathbb{R}^3 : 0 < c \leq a, a \leq 1, 0 < b \leq 1, \right. \\ &\quad \left. \frac{1}{2}(-a + \sqrt{4 - 3a^2}) < c < \frac{1}{a}(b^2 + 2b), c > -a + \sqrt{a^2 + b} \right\}, \\ D_2 &= \left\{ (a, b, c) \in \mathbb{R}^3 : 0 < c \leq a, a > 1, 0 < b \leq 1, c < \frac{1}{a}(b^2 + 2b), \right. \\ &\quad \left. b > \frac{1}{2}(-1 + \sqrt{4a^2 - 3}), c > -a + \sqrt{a^2 + b} \right\}. \end{aligned}$$

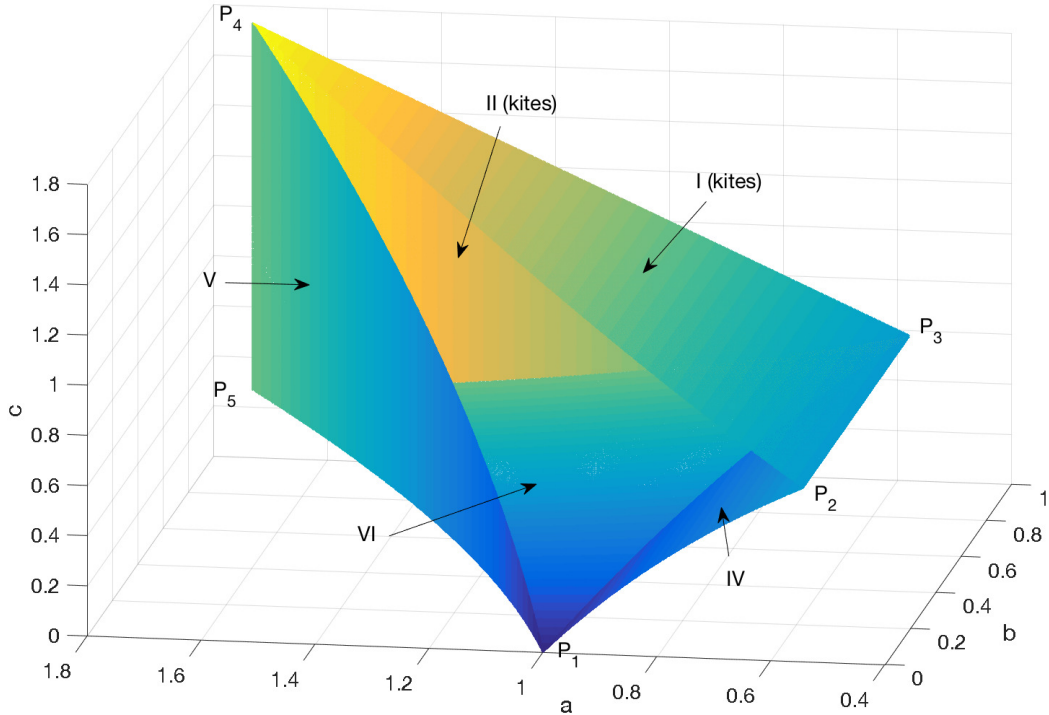


Figure 2: The faces and vertices of \overline{D} (face III not shown to improve the perspective). Faces II and V are vertical. For each point $(a, b, c) \in D$, there exists a unique angle θ that makes the corresponding configuration central.

Note that D is simply connected. Using inequalities (28), (30), $c \leq a$, and $b \leq 1$, it is straightforward to check that D is contained within the box

$$\frac{1}{\sqrt{3}} \leq a \leq \sqrt{3}, \quad 0 \leq b \leq 1, \quad 0 \leq c \leq \sqrt{3}.$$

Let \overline{D} denote the closure of D . A plot of the boundary of D is shown in Figure 2. It contains five vertices, six faces, and nine edges (six curved, three straight), in accordance with Poincaré's generalization of Euler's formula $\overline{V} - \overline{E} + \overline{F} = 2$. The vertices of \overline{D} are

$$P_1 = (1, 0, 0), \quad P_2 = \left(\frac{1}{\sqrt{3}}, \frac{2-\sqrt{3}}{\sqrt{3}}, \frac{1}{\sqrt{3}}\right), \quad P_3 = \left(\frac{1}{\sqrt{3}}, 1, \frac{1}{\sqrt{3}}\right), \\ P_4 = (\sqrt{3}, 1, \sqrt{3}), \quad \text{and} \quad P_5 = (\sqrt{3}, 1, 2 - \sqrt{3}),$$

each of which corresponds to a symmetric central configuration with at least two zero masses. P_3 and P_4 are rhombii with one diagonal congruent to the common side length, while P_2 and P_5 are kites with horizontal and vertical axes of symmetry, respectively. The point P_1 corresponds to an equilateral triangle with bodies 3 and 4 sharing a common vertex.

3.3 Configurations on the boundary of D

We now focus on points lying on the boundary of D . The next lemma shows that these points correspond to configurations where two or more of the mutual distance inequalities in (9) become equalities. Moreover, the only points for which this is true lie on the boundary of D .

Lemma 3.4. *Suppose that (a, b, c, θ) are chosen so that $r_{13}, r_{24} \geq r_{12} \geq r_{14}, r_{23} \geq r_{34}$ with $a \geq 1/\sqrt{3}$, $b \geq 0$, and $c \geq 0$. Then*

$$r_{12} = r_{14} \quad \text{and} \quad r_{23} = r_{34} \quad \text{if and only if} \quad a = c, \quad (33)$$

$$r_{12} = r_{23} \quad \text{and} \quad r_{14} = r_{34} \quad \text{if and only if} \quad b = 1, \quad (34)$$

$$r_{13} = r_{12} = r_{14} \quad \text{if and only if} \quad c = \frac{1}{a}(b^2 + 2b), \quad (35)$$

$$r_{24} = r_{12} = r_{14} \quad \text{if and only if} \quad c = \frac{1}{2}(-a + \sqrt{4 - 3a^2}), \quad (36)$$

$$r_{13} = r_{12} = r_{23} \quad \text{if and only if} \quad b = \frac{1}{2}(-1 + \sqrt{4a^2 - 3}), \quad (37)$$

$$r_{24} = r_{12} = r_{23} \quad \text{if and only if} \quad c = -a + \sqrt{a^2 + b}. \quad (38)$$

Proof: We first note that under the assumptions of the lemma, the inequalities on a, b , and c from Lemma 3.2 are still valid, except that the inequalities are no longer strict.

If $r_{12} = r_{14}$ and $r_{23} = r_{34}$, then the left-hand equations in (21) and (22) imply $a - c = 2 \cos \theta$ and $a - c = -2b \cos \theta$, respectively. This yields $(1 + b) \cos \theta = 0$ from which it follows that $\cos \theta = 0$ and $a = c$. Conversely, if $a = c$, (23) implies that either $\cos \theta = 0$ or $b = 0$. In the former case, $\theta = \pi/2$ and then $r_{12} = r_{14}$ and $r_{23} = r_{34}$ follows quickly. In the latter case, inequality (17) and $a = c$ implies that $a = c = 0$, which contradicts $a \geq 1/\sqrt{3}$. Thus $b > 0$ and $r_{12} = r_{14}$ and $r_{23} = r_{34}$, proving (33).

If $r_{12} = r_{23}$ and $r_{14} = r_{34}$, then the right-hand equations in (21) and (22) imply $1 - b = 2a \cos \theta$ and $1 - b = -2c \cos \theta$, respectively. Thus, $(a + c) \cos \theta = 0$. Since $a \geq 1/\sqrt{3}$ and $c \geq 0$, we must have $\cos \theta = 0$ and hence $b = 1$. Conversely, if $b = 1$, (24) implies that either $\cos \theta = 0$, or $\cos \theta < 0$ and $c = 0$. In the former case, $\theta = \pi/2$ and then $r_{12} = r_{23}$ and $r_{14} = r_{34}$ follows quickly. The latter case is impossible, since $c = 0$ and $b = 1$ contradicts inequality (20). This proves (34).

If $r_{13} = r_{12}$, then the left-hand equation in (25) gives $a - 2 \cos \theta = \frac{1}{a}(b^2 + 2b)$. Likewise, if $r_{12} = r_{14}$, then $a - 2 \cos \theta = c$. Thus $r_{13} = r_{12} = r_{14}$ implies $c = \frac{1}{a}(b^2 + 2b)$. Conversely, if $ac = b^2 + 2b$, then both inequalities in (26) become equalities. From this we deduce that $r_{13} = r_{12} = r_{14}$, which verifies (35).

If $r_{24} = r_{12}$, then the right-hand equation in (25) gives $a(c + 2 \cos \theta) = 1 - c^2 - ac$. Likewise, if $r_{12} = r_{14}$, then $c + 2 \cos \theta = a$. Thus $r_{24} = r_{12} = r_{14}$ implies $c^2 + ac + a^2 - 1 = 0$. The quadratic $Q_a(c) = c^2 + ac + a^2 - 1$ has real roots for $1/\sqrt{3} \leq a \leq 2/\sqrt{3}$, but the smaller root is always negative for these a -values. Thus c must be taken to be the larger root of $Q_a(c)$. Conversely, if $c = \frac{1}{2}(-a + \sqrt{4 - 3a^2})$, then $c^2 + ac + a^2 - 1 = 0$ and both inequalities in (29) become equalities. From this we deduce that $r_{24} = r_{12} = r_{14}$, which verifies (36). The proof of (37) and (38) follows in a similar fashion, using inequalities (27) and (31), respectively. \square

Lemma 3.4 shows that the six faces on the boundary of D , labeled I through VI, are given by the six equations (33) through (38), respectively. The first two faces are the only ones belonging to D (positive masses) and contain all of the kite configurations, where $\theta = \pi/2$. The remaining four faces on the boundary of D correspond to cases with one or three zero masses (see Table 1).

Face	Equation	Mutual Distances	Masses	Vertices
I	$c = a$	$r_{12} = r_{14}$ and $r_{23} = r_{34}$	$m_2 = m_4$	P_2, P_3, P_4
II	$b = 1$	$r_{12} = r_{23}$ and $r_{14} = r_{34}$	$m_1 = m_3$	P_3, P_4, P_5
III	$c = \frac{1}{a}(b^2 + 2b)$	$r_{13} = r_{12} = r_{14}$	$m_2 = m_3 = m_4 = 0$	P_1, P_2, P_4
IV	$c = \frac{1}{2}(-a + \sqrt{4 - 3a^2})$	$r_{24} = r_{12} = r_{14}$	$m_3 = 0$	P_1, P_2, P_3
V	$b = \frac{1}{2}(-1 + \sqrt{4a^2 - 3})$	$r_{13} = r_{12} = r_{23}$	$m_4 = 0$	P_1, P_4, P_5
VI	$c = -a + \sqrt{a^2 + b}$	$r_{24} = r_{12} = r_{23}$	$m_1 = m_3 = m_4 = 0$	P_1, P_3, P_5

Table 1: The six faces on the boundary of D along with their key attributes. Each point on the boundary has a unique angle θ that makes the configuration central. On faces I and II, $\theta = \pi/2$ (kites). On faces III and IV, $\theta = \cos^{-1}(\frac{a-c}{2})$, while on faces V and VI, $\theta = \cos^{-1}(\frac{1-b}{2a})$.

Points on these faces are interpreted as limiting solutions of a sequence of central configurations with positive masses. The mass values shown in Table 1 follow from formulas (10), (11), and (12). Here we assume that the limiting solution lies in the interior of the given face.

For example, suppose there is a sequence of points $x^\epsilon = (a^\epsilon, b^\epsilon, c^\epsilon)$ in the interior of D converging to a point $\bar{x} = (\bar{a}, \bar{b}, \bar{c})$ located on the interior of face V. This corresponds to a sequence of central configurations, each with positive masses, that limits on a configuration with $r_{13} = r_{12} = r_{23}$. Since \bar{x} does not lie on any of the other faces on the boundary of D , the other three limiting mutual distances, r_{24}, r_{14} , and r_{34} , must be distinct from r_{13} and each other. Moreover, the limiting values of the areas A_i do not vanish because \bar{a}, \bar{b} , and \bar{c} are all strictly positive. Using either (10) or (11), it follows that the limiting mass value for m_4 must vanish, while the other limiting mass values are strictly positive. A similar argument applied to the other faces determines which masses must vanish in the limit.

Configurations on face IV or V, respectively, correspond to equilibria of the planar, circular, restricted four-body problem with infinitesimal mass m_3 or m_4 , respectively [7, 8, 20]. Configurations on face III or VI, respectively, correspond to relative equilibria of the (1 + 3)-body problem, where a central mass (body 1 or 2, respectively) is equidistant from three infinitesimal masses [9, 16, 26]. Note that we have not made any assumptions on the relative size of the masses. Each of the six faces satisfies either $r_{12} = r_{14}$ or $r_{12} = r_{23}$. Using identity (21), it follows that there is a unique value of θ for each point on the boundary of D , $\theta = \cos^{-1}(\frac{a-c}{2})$ if $r_{12} = r_{14}$ or $\theta = \cos^{-1}(\frac{1-b}{2a})$ if $r_{12} = r_{23}$.

The masses at the vertices of \bar{D} are not well-defined because there are more options for the path of a limiting sequence. For example, the point P_4 represents a rhombus with one diagonal (r_{13}) congruent to all of the exterior sides. Approaching P_4 along the line $(a, 1, a)$ as $a \rightarrow \sqrt{3}$ (a sequence of rhombii central configurations) yields the limiting mass values $m_2 = m_4 = 0$ and $m_1 = m_3 \neq 0$. On the other hand, it is possible to construct a sequence of kite central configurations on face I with masses $m_1 = 1, m_2 = m_4 = \epsilon^2$, and $m_3 = \epsilon$ that limits on P_4 as $\epsilon \rightarrow 0$. The first sequence has

two limiting mass values that vanish while the second sequence has three. The difference occurs because the mass ratio m_3/m_1 at P_4 is undefined in either formula (10) or (12).

Regardless of the particular limiting sequence, all five vertices of \overline{D} will have at least two mass values that vanish in the limit. For P_1 , this follows from Proposition 2 in [28]. For the other four vertices, this fact is a consequence of formulas (10) and (11). In general, note that a limiting sequence with precisely two zero masses can only occur at vertices P_1, P_3 , or P_4 . This somewhat surprising restriction is a consequence of Propositions 3 and 4 in [28] and the fact that the non-collinear critical points of the restricted three-body problem must form an equilateral triangle with the non-trivial masses.

3.4 The projection of \overline{D} onto the ab -plane

The set \overline{D} can be written as the union of four elementary regions in abc -space, where c is bounded by functions of a and b . The projection of \overline{D} onto the ab -plane is shown in Figure 3. It is determined by $\frac{1}{\sqrt{3}} \leq a \leq \sqrt{3}$ and $l(a) \leq b \leq 1$, where $l(a)$ is the piecewise function

$$l(a) = \begin{cases} l_1(a) & \text{if } \frac{1}{\sqrt{3}} \leq a \leq 1 \\ l_2(a) & \text{if } 1 \leq a \leq \sqrt{3}. \end{cases}$$

Here, $l_1(a) = -1 + \frac{1}{2}(a + \sqrt{4 - 3a^2})$ is the projection of the intersection between faces III and IV, and $l_2(a) = \frac{1}{2}(-1 + \sqrt{4a^2 - 3})$ is the projection of the vertical face V. The edge $a = \frac{1}{\sqrt{3}}$ is the projection of the intersection between faces I and IV, while the edge $b = 1$ is the projection of the vertical face II.

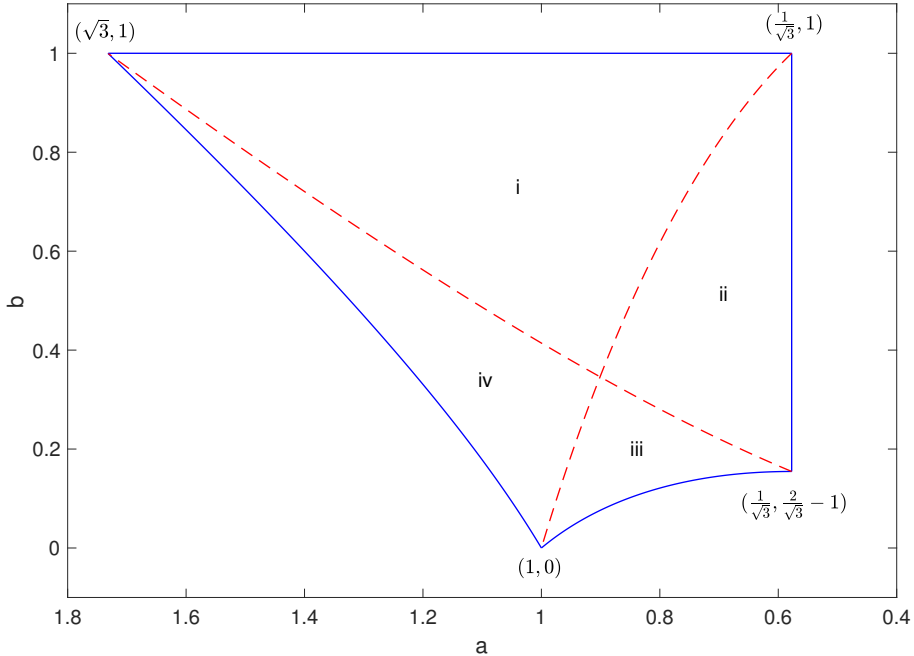


Figure 3: The projection of \overline{D} into the ab -plane. The dashed red curves divide the region into four sub-regions over which c is bounded by functions of a and b . The orientation of the a -axis has been reversed to match Figure 2.

The decreasing dashed curve in Figure 3 is the projection of the intersection of faces I and III, given by $b = -1 + \sqrt{1 + a^2}$, $\frac{1}{\sqrt{3}} \leq a \leq \sqrt{3}$. The increasing dashed curve is the projection of the intersection of faces IV and VI, given by $b = 1 - \frac{3}{2}a^2 + \frac{a}{2}\sqrt{4 - 3a^2}$, $\frac{1}{\sqrt{3}} \leq a \leq 1$. These curves divide the projection into four sub-regions over which c is bounded by different functions of a and b , as indicated below:

- i $-a + \sqrt{a^2 + b} \leq c \leq a$
- ii $\frac{1}{2}(-a + \sqrt{4 - 3a^2}) \leq c \leq a$
- iii $\frac{1}{2}(-a + \sqrt{4 - 3a^2}) \leq c \leq \frac{1}{a}(b^2 + 2b)$
- iv $-a + \sqrt{a^2 + b} \leq c \leq \frac{1}{a}(b^2 + 2b)$.

3.5 E is a graph $\theta = f(a, b, c)$ over D

We now prove our main result, showing that for each $(a, b, c) \in D$, there exists a unique angle θ that makes the configuration central. In general, for any point (a, b, c) in the interior of D , there is an interval of possible angles θ for which the mutual distance inequalities (9) hold. According to the identities given in (21), (22), and (25), θ must be chosen to satisfy

$$\max\left\{\frac{c-a}{2b}, \frac{b-1}{2c}, \frac{a^2-b^2-2b}{2a}, \frac{1-c^2-2ac}{2a}\right\} \leq \cos \theta \leq \min\left\{\frac{a-c}{2}, \frac{1-b}{2a}\right\} \quad (39)$$

in order for (9) to be true. The following lemma shows that condition (39) is not vacuous on the interior of D .

Lemma 3.5. *For any point (a, b, c) in the interior of D , define the constants k_1 and k_2 by*

$$k_1 = \max\left\{\frac{c-a}{2b}, \frac{b-1}{2c}, \frac{a^2-b^2-2b}{2a}, \frac{1-c^2-2ac}{2a}\right\},$$

$$k_2 = \min\left\{\frac{a-c}{2}, \frac{1-b}{2a}\right\}.$$

Then $-1 < k_1 < k_2 < 1$.

Proof: On the interior of D the first two quantities in the definition of k_1 are strictly negative while the two quantities defining k_2 are strictly positive. The inequality $(a^2 - b^2 - 2b)/(2a) < (a - c)/2$ follows from $c < (b^2 + 2b)/a$. The inequality $(a^2 - b^2 - 2b)/(2a) < (1 - b)/(2a)$ is equivalent to $b^2 + b + 1 - a^2 > 0$, which is clearly valid for $a \leq 1$. It also holds for $a > 1$ because $b > \frac{1}{2}(-1 + \sqrt{4a^2 - 3})$. Likewise, $(1 - c^2 - 2ac)/(2a) < (a - c)/2$ is equivalent to $c^2 + ac + a^2 - 1 > 0$, which is clearly satisfied for $a \geq 1$. It also holds for $0 < a < 1$ since $c > \frac{1}{2}(-a + \sqrt{4 - 3a^2})$. Finally, $(1 - c^2 - 2ac)/(2a) < (1 - b)/(2a)$ is satisfied because $c > -a + \sqrt{a^2 + b}$. This verifies that $k_1 < k_2$.

Since $a < \sqrt{3} < 2 + c$ and $1 < \frac{2}{\sqrt{3}} < 2a + b$ on the interior of D , we see that $k_2 < 1$. Finally, $(1 - c^2 - 2ac)/(2a) > -1$ holds if $c < 1$. But if $c \geq 1$, then $b > 0 > 1 - 2c$ implies that $(b - 1)/(2c) > -1$. Thus, at least one of the quantities in the definition for k_1 is larger than -1 . This shows that $k_1 > -1$. \square

Lemma 3.5 shows that for any point (a, b, c) in the interior of D , there is an interval of θ -values for which (9) holds. More specifically, if we let $\theta_l = \cos^{-1}(k_2)$ and $\theta_u = \cos^{-1}(k_1)$, with k_1, k_2 defined as in Lemma 3.5, then for any $\theta \in (\theta_l, \theta_u)$, we have $(a, b, c, \theta) \in \mathcal{C}$.

Recall that

$$F(a, b, c, \theta) = (r_{24}^3 - r_{14}^3)(r_{13}^3 - r_{12}^3)(r_{23}^3 - r_{34}^3) - (r_{12}^3 - r_{14}^3)(r_{24}^3 - r_{34}^3)(r_{13}^3 - r_{23}^3),$$

and that $E = \{s = (a, b, c, \theta) \in \mathbb{R}^+ \times (0, \pi) : s \in \mathcal{C} \text{ and } F(s) = 0\}$ represents the set of convex central configurations with positive masses.

Theorem 3.6. *Suppose that $(a, b, c) \in D$. Then there exists a unique angle θ such that (a, b, c, θ) determines a central configuration. More precisely, the set of four-body convex central configurations with positive masses is the graph of a differentiable function $\theta = f(a, b, c)$. The domain of this function is D , which is equivalent to the projection of E onto abc -space.*

Proof: Fix a point (a, b, c) in the interior of D and treat $F = F(\theta)$ as a one-variable function. We will show that F has a unique root θ satisfying the inequalities in (39).

(i) **Existence:** Suppose that θ is taken to be $\theta_l = \cos^{-1}(k_2)$. This is the smallest possible value for θ . If $\cos \theta = (a - c)/2$, then equation (21) gives $r_{12} = r_{14}$ and thus

$$F = (r_{24}^3 - r_{14}^3)(r_{13}^3 - r_{12}^3)(r_{23}^3 - r_{34}^3) > 0,$$

since (a, b, c) is in the interior of D . (If any of the differences above also vanished, then (a, b, c) would be on the boundary of D due to Lemma 3.4.) Similarly, if $\cos \theta = (1 - b)/(2a)$, then equation (21) gives $r_{12} = r_{23}$ and we compute that

$$\begin{aligned} F &= (r_{13}^3 - r_{12}^3) [(r_{24}^3 - r_{14}^3)(r_{12}^3 - r_{34}^3) - (r_{12}^3 - r_{14}^3)(r_{24}^3 - r_{34}^3)] \\ &= (r_{13}^3 - r_{12}^3) [-r_{24}^3 r_{34}^3 - r_{14}^3 r_{12}^3 + r_{12}^3 r_{34}^3 + r_{14}^3 r_{24}^3] \\ &= (r_{13}^3 - r_{12}^3)(r_{24}^3 - r_{12}^3)(r_{14}^3 - r_{34}^3) > 0, \end{aligned}$$

since (a, b, c) is in the interior of D . In either case, we see that $F(a, b, c, \theta_l) > 0$.

Next, suppose that θ is chosen to be $\theta_u = \cos^{-1}(k_1)$. This is the largest possible value for θ . If $\cos \theta = (c - a)/(2b)$, then equation (22) gives $r_{23} = r_{34}$ and thus

$$F = -(r_{12}^3 - r_{14}^3)(r_{24}^3 - r_{34}^3)(r_{13}^3 - r_{23}^3) < 0.$$

If $\cos \theta = (b - 1)/(2c)$, then equation (22) gives $r_{14} = r_{34}$ and we find that

$$\begin{aligned} F &= (r_{24}^3 - r_{14}^3) [(r_{13}^3 - r_{12}^3)(r_{23}^3 - r_{14}^3) - (r_{12}^3 - r_{14}^3)(r_{13}^3 - r_{23}^3)] \\ &= (r_{24}^3 - r_{14}^3) [r_{13}^3 r_{23}^3 + r_{12}^3 r_{14}^3 - r_{12}^3 r_{13}^3 - r_{14}^3 r_{23}^3] \\ &= (r_{24}^3 - r_{14}^3)(r_{13}^3 - r_{14}^3)(r_{23}^3 - r_{12}^3) < 0, \end{aligned}$$

where the strict inequality follows once again from Lemma 3.4. If $\cos \theta = (a^2 - b^2 - 2b)/(2a)$, then equation (25) gives $r_{13} = r_{12}$ and thus

$$F = -(r_{12}^3 - r_{14}^3)(r_{24}^3 - r_{34}^3)(r_{13}^3 - r_{23}^3) < 0.$$

Finally, if $\cos \theta = (1 - c^2 - 2ac)/(2a)$, then equation (25) gives $r_{24} = r_{12}$ and we find that

$$\begin{aligned} F &= (r_{12}^3 - r_{14}^3) [(r_{13}^3 - r_{12}^3)(r_{23}^3 - r_{34}^3) - (r_{12}^3 - r_{34}^3)(r_{13}^3 - r_{23}^3)] \\ &= (r_{12}^3 - r_{14}^3) [r_{13}^3 r_{23}^3 + r_{12}^3 r_{34}^3 - r_{12}^3 r_{13}^3 - r_{34}^3 r_{23}^3] \\ &= (r_{12}^3 - r_{14}^3)(r_{13}^3 - r_{34}^3)(r_{23}^3 - r_{12}^3) < 0. \end{aligned}$$

In all four cases, we find that $F(a, b, c, \theta = \theta_u) < 0$. Since F is a continuous function with opposite signs at $\theta = \theta_l$ and $\theta = \theta_u$, the intermediate value theorem implies there exists an angle $\theta \in (\theta_l, \theta_u)$ such that $F(a, b, c, \theta) = 0$.

(ii) Uniqueness: To see that this solution is unique, we show that $\frac{\partial F}{\partial \theta} < 0$ for any (a, b, c) in the interior of D and any $\theta \in (\theta_l, \theta_u)$. From equations (13) and (14), we have

$$\frac{\partial r_{12}}{\partial \theta} = \frac{a \sin \theta}{r_{12}}, \quad \frac{\partial r_{23}}{\partial \theta} = \frac{-ab \sin \theta}{r_{23}}, \quad \frac{\partial r_{14}}{\partial \theta} = \frac{-c \sin \theta}{r_{14}}, \quad \frac{\partial r_{34}}{\partial \theta} = \frac{bc \sin \theta}{r_{34}}, \quad \text{and} \quad \frac{\partial r_{13}}{\partial \theta} = \frac{\partial r_{24}}{\partial \theta} = 0.$$

Then we compute

$$\frac{\partial F}{\partial \theta} = -3 \sin \theta (ar_{12} \alpha_1 + abr_{23} \alpha_2 + cr_{14} \alpha_3 + bcr_{34} \alpha_4),$$

where

$$\begin{aligned} \alpha_1 &= (r_{24}^3 - r_{14}^3)(r_{23}^3 - r_{34}^3) + (r_{24}^3 - r_{34}^3)(r_{13}^3 - r_{23}^3), \\ \alpha_2 &= (r_{24}^3 - r_{14}^3)(r_{13}^3 - r_{12}^3) + (r_{24}^3 - r_{34}^3)(r_{12}^3 - r_{14}^3), \\ \alpha_3 &= (r_{24}^3 - r_{34}^3)(r_{13}^3 - r_{23}^3) - (r_{13}^3 - r_{12}^3)(r_{23}^3 - r_{34}^3), \\ \alpha_4 &= (r_{24}^3 - r_{14}^3)(r_{13}^3 - r_{12}^3) - (r_{12}^3 - r_{14}^3)(r_{13}^3 - r_{23}^3). \end{aligned} \tag{40}$$

By (9) and Lemma 3.4, both α_1 and α_2 are strictly positive. After adding and subtracting r_{23}^6 to α_3 , we can rewrite that expression as

$$\alpha_3 = (r_{24}^3 - r_{23}^3)(r_{13}^3 - r_{23}^3) + (r_{12}^3 - r_{23}^3)(r_{23}^3 - r_{34}^3), \tag{41}$$

which is also strictly positive on the interior of D . Finally, we find that

$$\alpha_1 + \alpha_4 = (r_{24}^3 - r_{14}^3)(r_{13}^3 - r_{12}^3 + r_{23}^3 - r_{34}^3) + (r_{13}^3 - r_{23}^3)(r_{24}^3 - r_{12}^3 + r_{14}^3 - r_{34}^3),$$

which is strictly positive by (9). The conditions $a > c$, $1 > b$, and $r_{12} > r_{34}$, which are valid on the interior of D , combine to yield $ar_{12} > bcr_{34}$. Then we have

$$ar_{12} \alpha_1 + bcr_{34} \alpha_4 > bcr_{34} \alpha_1 + bcr_{34} \alpha_4 = bcr_{34}(\alpha_1 + \alpha_4) > 0.$$

This shows that $\frac{\partial F}{\partial \theta} < 0$, which proves uniqueness.

By the implicit function theorem, there exists a differentiable function $\theta = f(a, b, c)$ on the interior of D such that $F(a, b, c, f(a, b, c)) = 0$. The point $(a, b, c, \theta = f(a, b, c))$ describes a convex central configuration with positive masses. Since $k_2 - k_1$ approaches zero as (a, b, c) approaches the boundary of D , we may extend the function f continuously to the boundary of D , where it is defined as $\theta = \theta_l = \theta_u$.

Finally, if $(a, b, c) \notin D$, then Lemma 3.2 shows that one of the mutual distance inequalities in (9) will be violated. For example, if $c > a$, then either $r_{12} < r_{14}$ or $r_{23} < r_{34}$. Likewise, if $c \geq \frac{1}{a}(b^2 + 2b)$, then either $r_{12} < r_{14}$ or $r_{13} \leq r_{12}$. In any case, such a configuration, assuming it is central, will contain a negative or zero mass. It follows that D is precisely the domain of the implicitly defined function f and that the projection of E into abc -space equals D . \square

3.6 Properties of the angle between the diagonals

Next we focus on the possible values of the angle θ between the two diagonals, showing that it is always between 60° and 90° . Moreover, the value of θ increases as the radial variable c increases.

Lemma 3.7. *Suppose that $(a, b, c) \in D$ and $\theta = \pi/2$. Then $r_{12}^3 + r_{34}^3 \geq r_{14}^3 + r_{23}^3$.*

Proof: When $\theta = \pi/2$, the formulas in (13) and (14) reduce to $r_{12}^2 = a^2 + 1$, $r_{14}^2 = c^2 + 1$, $r_{23}^2 = a^2 + b^2$, and $r_{34}^2 = b^2 + c^2$. Define the function $G(a, b, c) = r_{12}^3 + r_{34}^3 - r_{14}^3 - r_{23}^3$. Note that $G(a, b, c = a) = 0$ since $r_{12} = r_{14}$ and $r_{23} = r_{34}$ when $c = a$ (a kite configuration). We compute that

$$\frac{\partial G}{\partial c} = 3r_{34}^2 \frac{\partial r_{34}}{\partial c} - 3r_{14}^2 \frac{\partial r_{14}}{\partial c} = 3c(r_{34} - r_{14}) \leq 0,$$

because $b \leq 1$ on D . Since $G(a, b, c = a) = 0$, it follows that $G(a, b, c < a) \geq 0$, as desired. \square

Theorem 3.8. *For a convex central configuration with positive masses, the angle θ between the two diagonals satisfies $\pi/3 < \theta \leq \pi/2$. If $\theta = \pi/2$, the configuration must be a kite.*

Proof: We first show that $\theta \leq \pi/2$. For any point $(a, b, c) \in D$, we have $r_{34} \leq r_{14}$ and $r_{23} \leq r_{12}$. If $\theta = \pi/2$, we also have $r_{23}^3 - r_{34}^3 \leq r_{12}^3 - r_{14}^3$ by Lemma 3.7. Thus, when $\theta = \pi/2$, we have

$$(r_{24}^3 - r_{14}^3)(r_{13}^3 - r_{12}^3)(r_{23}^3 - r_{34}^3) \leq (r_{24}^3 - r_{34}^3)(r_{13}^3 - r_{23}^3)(r_{12}^3 - r_{14}^3), \quad (42)$$

since all factors in (42) are non-negative and each factor on the left-hand side of the inequality is less than or equal to the corresponding factor on the right. This shows that $F(a, b, c, \theta = \pi/2) \leq 0$. From the proof of Theorem 3.6, $\partial F / \partial \theta < 0$ on the interior of $D \times [\theta_l, \theta_u]$. Thus, for a fixed point (a, b, c) in the interior of D , the unique solution to $F(a, b, c, \theta) = 0$ must satisfy $\theta \leq \pi/2$.

Next, from (39), we have that $2 \cos \theta \leq a - c$ and $2a \cos \theta \leq 1 - b$. We have just shown that $\cos \theta \geq 0$, and since $b > 0$ and $c > 0$ on the interior of D , we conclude that

$$2 \cos \theta < 2 \cos \theta + c \leq a \leq \frac{1 - b}{2 \cos \theta} < \frac{1}{2 \cos \theta}. \quad (43)$$

It follows that $\cos^2 \theta < 1/4$, which means $\theta > \pi/3$.

Finally, inequality (42) is strict unless $r_{14} = r_{34}$ and $r_{12} = r_{23}$, or a factor on each side of the inequality vanishes. By Lemma 3.4, this can only occur if (a, b, c) lies on the boundary of D . Thus, $F(a, b, c, \theta = \pi/2) < 0$ on the interior of D . Since $\theta = \cos^{-1}(\frac{a-c}{2})$ or $\theta = \cos^{-1}(\frac{1-b}{2a})$ on the boundary of D , we see that a central configuration with $\theta = \pi/2$ must satisfy either $a = c$ or $b = 1$. By (33) or (34), the configuration must be a kite. \square

Remark 3.9. 1. The fact that a convex central configuration with perpendicular diagonals must be a kite was proven earlier by the authors in [11].

2. If $\theta = \pi/3$, then all inequalities in (43) must become equalities. This can only happen at the point $P_1 = (1, 0, 0)$, a vertex of \bar{D} corresponding to an equilateral triangle configuration with bodies 3 and 4 coinciding ($r_{34} = 0$).

Next we show that the value of θ increases as we move upwards (increasing in c) through the domain D . We will need the following lemma. Recall that E is the set of four-body convex central configurations with positive masses in our particular coordinate system.

Lemma 3.10. *Consider the following three quantities:*

$$\begin{aligned}\beta_1 &= (r_{13}^3 - r_{12}^3)(r_{23}^3 - r_{34}^3) - (r_{13}^3 - r_{23}^3)(r_{12}^3 - r_{14}^3), \\ \beta_2 &= (r_{13}^3 - r_{23}^3)(r_{24}^3 - r_{34}^3) - (r_{13}^3 - r_{12}^3)(r_{23}^3 - r_{34}^3), \\ \beta_3 &= (r_{13}^3 - r_{23}^3)(r_{12}^3 - r_{14}^3) - (r_{13}^3 - r_{12}^3)(r_{24}^3 - r_{14}^3).\end{aligned}$$

Then, $\beta_1 \geq 0$, $\beta_2 > 0$, $\beta_3 < 0$, and $\beta_2 + \beta_3 \geq 0$ for any configuration in E .

Proof: Since we are working in E , the equation $F = 0$ implies

$$(r_{13}^3 - r_{23}^3)(r_{12}^3 - r_{14}^3) = \frac{(r_{24}^3 - r_{14}^3)(r_{13}^3 - r_{12}^3)(r_{23}^3 - r_{34}^3)}{r_{24}^3 - r_{34}^3}. \quad (44)$$

Then we have

$$\beta_1 = (r_{13}^3 - r_{12}^3)(r_{23}^3 - r_{34}^3) \left(1 - \frac{r_{24}^3 - r_{14}^3}{r_{24}^3 - r_{34}^3}\right) = \frac{(r_{13}^3 - r_{12}^3)(r_{23}^3 - r_{34}^3)(r_{14}^3 - r_{34}^3)}{r_{24}^3 - r_{34}^3},$$

which is non-negative due to the inequalities in (9).

Note that the quantity β_2 is identical to α_3 used in the proof of Theorem 3.6 (equation (40)). By equation (41), we see that $\beta_2 > 0$ on E .

Next, using equation (44), we have

$$\beta_3 = (r_{13}^3 - r_{12}^3)(r_{24}^3 - r_{14}^3) \left(\frac{r_{23}^3 - r_{34}^3}{r_{24}^3 - r_{34}^3} - 1\right) = -\frac{(r_{13}^3 - r_{12}^3)(r_{24}^3 - r_{14}^3)(r_{24}^3 - r_{23}^3)}{r_{24}^3 - r_{34}^3},$$

which is strictly negative due to the inequalities in (9).

Finally, we compute that

$$\begin{aligned}\beta_2 + \beta_3 &= (r_{13}^3 - r_{23}^3)(r_{12}^3 + r_{24}^3 - r_{14}^3 - r_{34}^3) - (r_{13}^3 - r_{12}^3)(r_{23}^3 + r_{24}^3 - r_{14}^3 - r_{34}^3) \\ &= r_{13}^3(r_{12}^3 - r_{23}^3) - r_{23}^3(r_{24}^3 - r_{14}^3 - r_{34}^3) + r_{12}^3(r_{24}^3 - r_{14}^3 - r_{34}^3) \\ &= (r_{12}^3 - r_{23}^3)(r_{13}^3 + r_{24}^3 - r_{14}^3 - r_{34}^3),\end{aligned}$$

which is non-negative on E . This completes the proof. \square

Theorem 3.11. *On the interior of D , the angle θ between the two diagonals increases with c . In other words, $\frac{\partial \theta}{\partial c} > 0$ on the interior of D .*

Proof: Recall that the angle $\theta = f(a, b, c)$ is a differentiable function on the interior of D , determined by the solution to the equation $F(a, b, c, f(a, b, c)) = 0$. Using the implicit function theorem, we have $\frac{\partial \theta}{\partial c} = -\frac{\partial F}{\partial c} / \frac{\partial F}{\partial \theta}$. From the proof of Theorem 3.6, $\frac{\partial F}{\partial \theta} < 0$. Thus, it suffices to show that $\frac{\partial F}{\partial c} > 0$, where the partial derivative is evaluated at $(a, b, c, \theta = f(a, b, c)) \in E$ with (a, b, c) in the interior of D .

Using equations (13) and (14), we have that

$$\frac{\partial r_{14}}{\partial c} = \frac{c + \cos \theta}{r_{14}}, \quad \frac{\partial r_{34}}{\partial c} = \frac{c - b \cos \theta}{r_{34}}, \quad \frac{\partial r_{24}}{\partial c} = 1, \quad \text{and} \quad \frac{\partial r_{12}}{\partial c} = \frac{\partial r_{13}}{\partial c} = \frac{\partial r_{23}}{\partial c} = 0.$$

Then we compute

$$\frac{\partial F}{\partial c} = 3r_{24}^2\beta_1 + 3r_{14}(c + \cos\theta)\beta_2 + 3r_{34}(c - b\cos\theta)\beta_3, \quad (45)$$

where the β_i are given as in Lemma 3.10. Since we are working in the interior of D , the central configuration is not a kite and Theorem 3.8 implies that $\cos\theta > 0$. Hence, applying Lemma 3.10, each term on the right-hand side of (45) is non-negative except for $3r_{34}c\beta_3$. However, since $r_{14} \geq r_{34}$ and $\beta_2 > 0$, we have

$$\begin{aligned} 3r_{14}c\beta_2 + 3r_{34}c\beta_3 &= 3c(r_{14}\beta_2 + r_{34}\beta_3) \\ &\geq 3c(r_{34}\beta_2 + r_{34}\beta_3) \\ &= 3cr_{34}(\beta_2 + \beta_3) \\ &\geq 0 \end{aligned}$$

by Lemma 3.10. This shows that $\frac{\partial F}{\partial c} > 0$. The inequality is strict because the term $3r_{14}\beta_2 \cos\theta$ is strictly positive on the interior of D . This completes the proof. \square

- Remark 3.12.** 1. Regarding Figure 1, if we fix the values of a and b , then one interpretation of Theorem 3.11 is that as the configuration widens in the vertical direction (c increasing), the diagonals become closer and closer to perpendicular. If (a, b) is chosen from sub-region i or ii (see Figure 3), then the angle θ increases monotonically to $\pi/2$ where $c = a$ (a kite configuration). On the other hand, if (a, b) belongs to sub-region iii or iv, then θ is bounded above by $\cos^{-1}(\frac{a-\bar{c}}{2}) < \pi/2$ where $\bar{c} = \frac{1}{a}(b^2 + 2b) < a$.
2. For kite configurations lying on the vertical face II ($b = 1, r_{12} = r_{23}$, and $r_{14} = r_{34}$), it is straight forward to check that $\frac{\partial F}{\partial c} = 0$. This in turn implies that $\frac{\partial \theta}{\partial c} = 0$, which agrees with the fact that θ is constant ($\theta = \pi/2$) on all of face II. Thus, the strict inequality of Theorem 3.11 only holds on the interior of D .

4 Special Classes of Central Configurations

In this section we use our coordinates in D to classify different types of quadrilaterals that are also central configurations. The analysis and defining equations are remarkably simple in our coordinate system, resulting in only linear or quadratic equations in a, b , and c . Certain cases can be handled quickly due to the constraints on the mutual distances given by (9). For example, the only parallelogram that can be a central configuration is a rhombus. Likewise, the only possible rectangle is a square.

4.1 Kites

The kite configurations play a particularly important role in the overall classification of convex central configurations, occupying two of the six boundary faces of D . Recall that a kite configuration is a symmetric quadrilateral with two bodies lying on the axis of symmetry and two bodies located equidistant from that axis. The diagonals are always perpendicular and the two bodies not lying on the axis of symmetry must have equal mass.

Based on our ordering of the bodies, there are two possible types of kite configurations. A kite with bodies 1 and 3 on the axis of symmetry, denoted $kite_{13}$, is symmetric with respect to the x -axis and must satisfy $c = a$ (left plot in Figure 4). These kites lie on face I and have $m_2 = m_4$, as can be verified by the middle formula in (11). A kite with bodies 2 and 4 on the axis of symmetry, denoted $kite_{24}$, is symmetric with respect to the y -axis and must satisfy $b = 1$ (right plot in Figure 4). These kites occupy face II and require $m_1 = m_3$, as can be checked using the middle formula in (10).

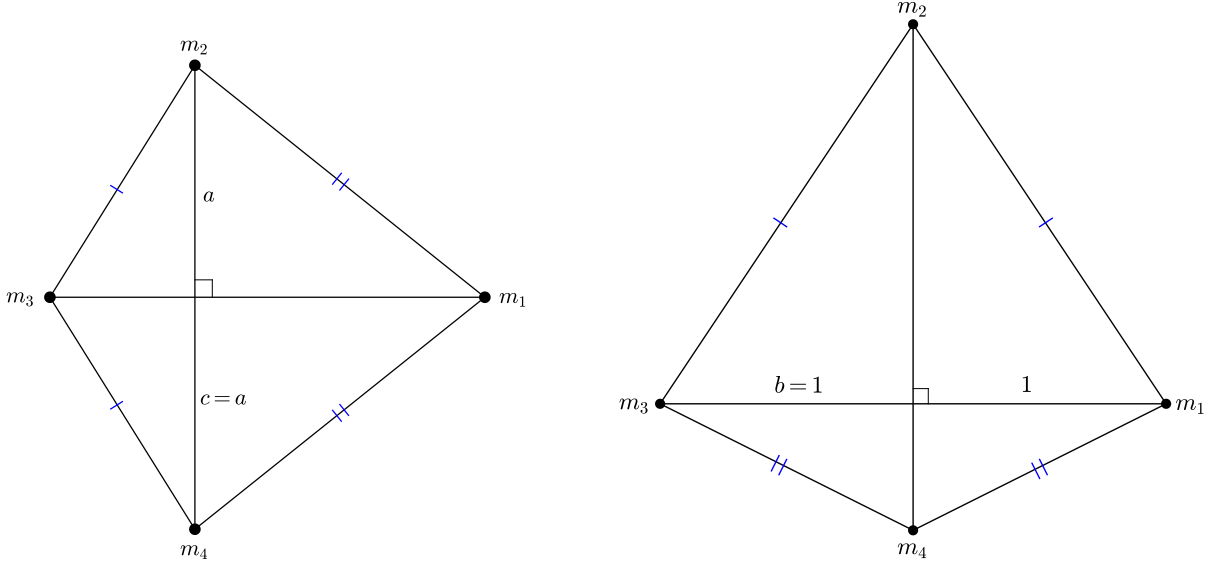


Figure 4: Two kite central configurations with different axes of symmetry. Kites with a horizontal axis of symmetry ($kite_{13}$) lie in the plane $c = a$, while those with a vertical axis of symmetry ($kite_{24}$) lie in the plane $b = 1$. All kites have $\theta = \pi/2$; these are the only possible convex central configurations with perpendicular diagonals.

It is important to note that due to statements (33) and (34) in Lemma 3.4, any point in D lying on one of the two planes $c = a$ or $b = 1$ *must* correspond to a kite central configuration. While two pairs of mutual distances must be congruent in order to distinguish a kite configuration from a general convex quadrilateral, only one equation is required to imply a kite when restricting to the set of convex central configurations. An alternative interpretation of this fact is the following theorem.

Theorem 4.1. *A convex central configuration with one diagonal bisecting the other must be a kite.*

Proof: In our coordinate system, if one of the diagonals bisects the other, then either $a = c$ or $b = 1$. By (33) and (34) in Lemma 3.4, either case must correspond to a kite configuration. \square

Remark 4.2. Theorem 4.1 also follows directly from Conley’s Perpendicular Bisector Theorem [27].

The intersection of the planes $c = a$ and $b = 1$ is a line that corresponds to the one-dimensional family of rhombii central configurations. This line is an edge on the boundary of D between vertices

P_3 and P_4 . We regard a as a parameter describing this family, with $1/\sqrt{3} < a < \sqrt{3}$. From (10) and (11), we have $m_1 = m_3, m_2 = m_4$, and

$$\frac{m_2}{m_1} = \frac{8a^3 - a^3(a^2 + 1)^{3/2}}{8a^3 - (a^2 + 1)^{3/2}}.$$

Note that m_1 and m_3 vanish as $a \rightarrow 1/\sqrt{3}$, while m_2 and m_4 approach 0 as $a \rightarrow \sqrt{3}$. The length of the diagonal r_{24} increases with a , stretching the rhombus in the vertical direction. The point $a = 1$ corresponds to the equal mass square configuration with congruent diagonals ($r_{13} = r_{24} = 2$).

4.2 Trapezoids

Next we consider the two possible types of trapezoids. Let $\overline{q_i q_j}$ denote the side of the trapezoid between vertices i and j . If exterior sides $\overline{q_1 q_2}$ and $\overline{q_3 q_4}$ are parallel, then we have

$$\frac{a \sin \theta}{a \cos \theta - 1} = \frac{c \sin \theta}{c \cos \theta - b},$$

which reduces to $(ab - c) \sin \theta = 0$. Since $\sin \theta \neq 0$, $c = ab$ is both necessary and sufficient to have a trapezoid of this kind (left plot in Figure 5). On the other hand, if $\overline{q_1 q_4}$ is parallel to $\overline{q_2 q_3}$, then we quickly deduce that $a = bc$. However, since $a \geq c$ and $1 \geq b$ on D , we have $a \geq bc$ always, with equality only if both $a = c$ and $b = 1$ are satisfied. It follows that the only trapezoid of this type is necessarily a rhombus, a subset of the first type of trapezoids. This proves the following theorem.

Theorem 4.3. *Suppose that s is a central configuration in E . Then $s = (a, b, c, \theta)$ is a trapezoid if and only if $c = ab$. The exterior sides $\overline{q_1 q_2}$ and $\overline{q_3 q_4}$ are always parallel.*

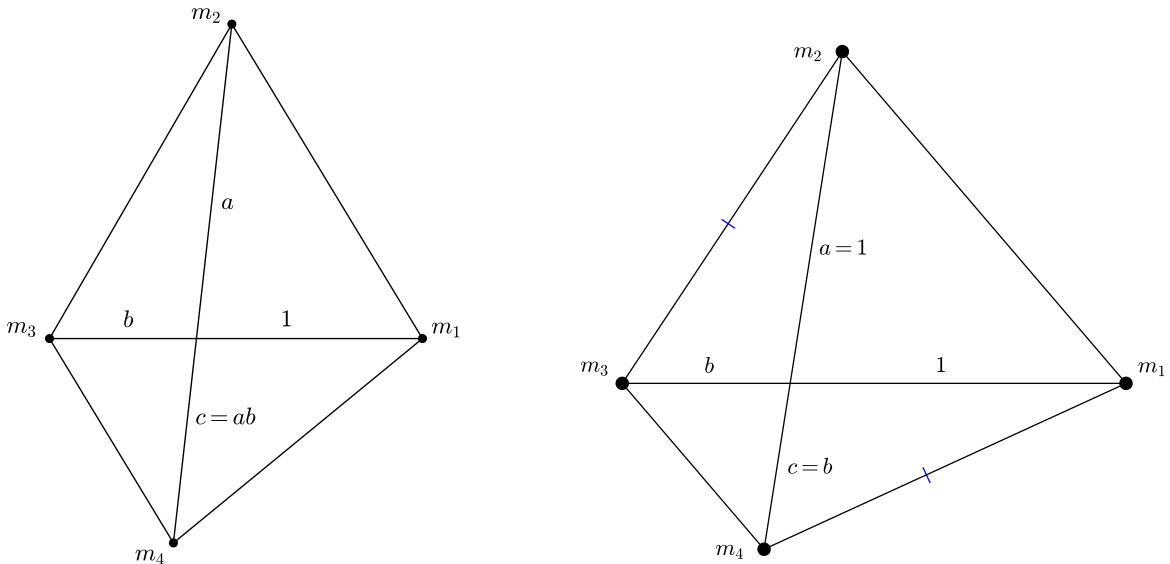


Figure 5: Trapezoidal central configurations lie on the surface $c = ab$. The isosceles trapezoid family (right figure) lies on the line formed by the intersection of the planes $a = 1$ and $c = b$.

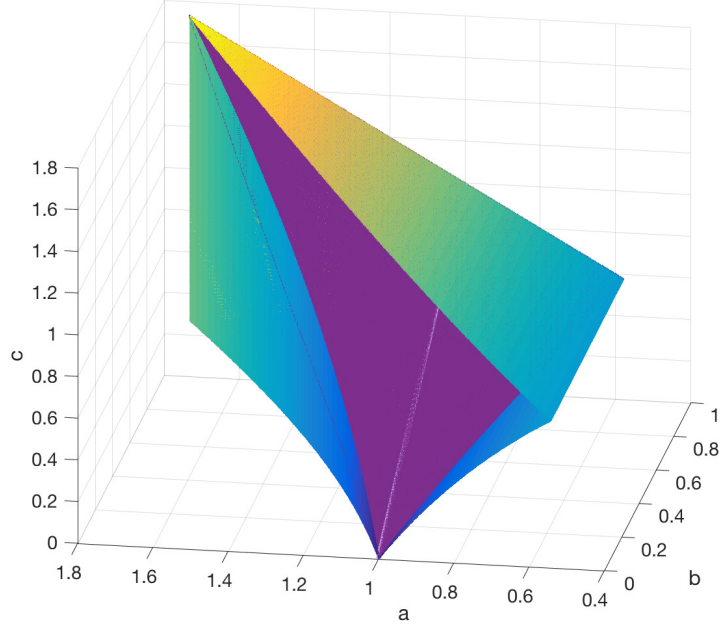


Figure 6: The trapezoidal central configurations (purple) lie on the surface $c = ab$ within D . The violet line shows the isosceles trapezoid central configurations, where $a = 1$ and $c = b$.

Remark 4.4. Theorems 3.6 and 4.3 together show that the set of trapezoidal central configurations with positive masses is two-dimensional, a graph over the surface $c = ab$ in D (a portion of a saddle). This concurs with the recent results in [10].

Figure 6 demonstrates how the surface of trapezoidal central configurations lies within the full space D . This surface intersects the boundary of D along the straight edge between vertices P_3 and P_4 corresponding to the rhombii family (the intersection of faces I and II). It also meets the boundary of D in two curves of equilibria of the restricted four-body problem, one curve on face V connecting vertices P_1 and P_4 , the other on face IV joining vertices P_1 and P_3 .

Next, suppose that $s \in E$ is a trapezoid. If we substitute $c = ab$ into equations (13) and (14), we obtain

$$r_{23}^2 - r_{14}^2 = (a^2 - 1)(1 - b^2). \quad (46)$$

If $b = 1$, then $c = ab$ implies $c = a$ and hence s is a rhombus. Assuming that $b < 1$, it follows from equation (46) that $r_{23} > r_{14}$ for $a > 1$, and $r_{14} > r_{23}$ when $a < 1$. The border between these two cases are the isosceles trapezoids, where $r_{23} = r_{14}$ (right plot in Figure 5). In other words, the isosceles trapezoid family of central configurations corresponds to a line formed by the intersection of the planes $a = 1$ and $c = b$. This line slices through the interior of D , crossing from the degenerate equilateral triangle at $(1, 0, 0)$ to the square at $(1, 1, 1)$ (violet line in Figure 6). By Theorem 3.11, the angle between the diagonals monotonically increases from $\pi/3$ to $\pi/2$ as c increases from 0 to 1. The family of isosceles trapezoids was studied in [12] and [36].

4.3 Co-circular configurations

Another interesting class of central configurations are those where the four bodies lie on a common circle, a *co-circular* central configuration (see Figure 7). One of the main results in [12] is that the

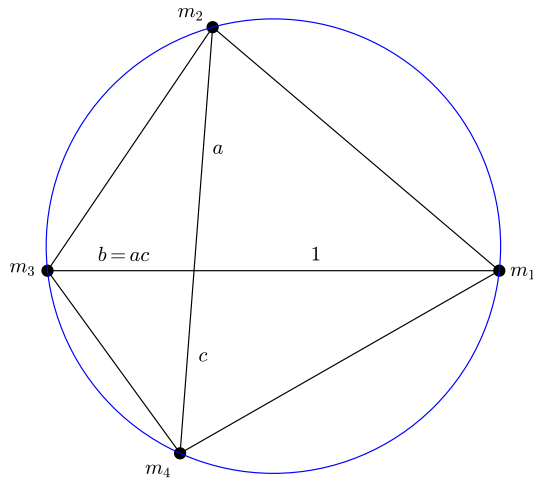


Figure 7: A co-circular central configuration, where the bodies all lie on a common circle, must satisfy $b = ac$.

set of four-body co-circular central configurations is a two-dimensional surface, a graph over two of the exterior side-lengths. We reproduce that result here, showing that the co-circular central configurations are a graph over the saddle $b = ac$ in D .

Theorem 4.5. *Suppose that s is a central configuration in E . Then $s = (a, b, c, \theta)$ is a co-circular central configuration if and only if $b = ac$.*

Proof: We make use of the cross ratio¹ from complex analysis [6]. The cross ratio of four points z_1, z_2, z_3, z_4 is defined as the image of z_1 under the linear transformation that maps z_2 to 1, z_3 to 0, and z_4 to ∞ . It is given by the expression

$$\frac{(z_1 - z_3)(z_2 - z_4)}{(z_1 - z_4)(z_2 - z_3)}. \quad (47)$$

One of the nice properties of the cross ratio is that it is real if and only if the four points lie on a circle or a line. Regarding the position of each body as a point in \mathbb{C} , we have $z_1 = 1, z_2 = ae^{i\theta}, z_3 = -b,$ and $z_4 = -ce^{i\theta}$. Substituting into (47), we find the cross ratio to be

$$\frac{(a+c)(b+1)}{ace^{i\theta} + be^{-i\theta} + a + bc},$$

which is real if and only if $\sin \theta(ac - b) = 0$. Since $\theta \in (\pi/3, \pi/2]$, we obtain $b = ac$ as a necessary and sufficient condition for the four bodies to be lying on a common circle. \square

In Figure 8 we plot the surface of co-circular central configurations within D . This surface intersects the boundary of D on four faces. On face I we have co-circular kite configurations (kite_{13}) defined by the parabola $c = a, b = a^2, 1/\sqrt{3} < a \leq 1$. We also have co-circular kites on face II with the opposite axis of symmetry (kite_{24}), lying on the hyperbola $b = 1, c = 1/a, 1 \leq a < \sqrt{3}$.

¹Thanks to Richard Montgomery for suggesting this idea to the third author at the 2018 Joint Math Meetings.

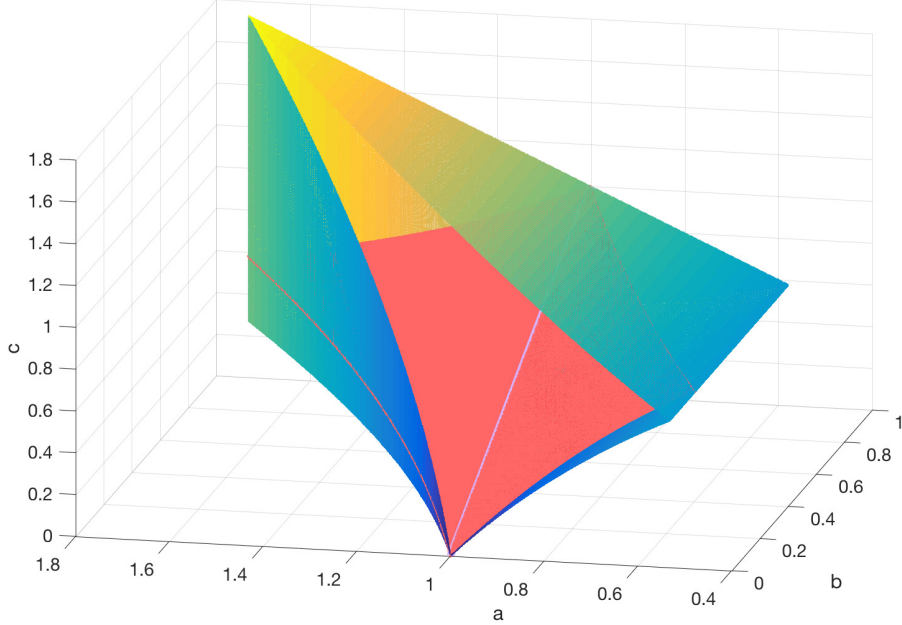


Figure 8: Co-circular central configurations lie on the surface $b = ac$ (light red) in D . The violet line corresponds to the isosceles trapezoid family, where $a = 1$ and $b = c$.

The surface $b = ac$ also intersects faces IV and V, tracing out curves of equilibria solutions to the restricted three-body problem.

Substituting $b = ac$ into equations (13) and (14), we find that $r_{23} = ar_{14}$ and $r_{34} = cr_{12}$. The line $a = 1$ (violet line in Figure 8) divides the surface $b = ac$ into two pieces. As was the case for the trapezoids, if $1 < a < \sqrt{3}$, then we have co-circular central configurations with $r_{23} > r_{14}$, while if $1/\sqrt{3} < a < 1$, then $r_{14} > r_{23}$. Configurations on the line $a = 1$ are isosceles trapezoids, where $r_{14} = r_{23}$. Since $r_{12} \geq r_{34}$, the equation $r_{34} = cr_{12}$ implies that $c \leq 1$ for any co-circular central configuration. The maximum value of c occurs at the square $a = b = c = 1$.

4.4 Equidiagonal configurations

The final class of convex central configurations we choose to explore are *equidiagonal* quadrilaterals, where the two diagonals are congruent (left plot in Figure 9). These configurations are characterized by the equation $r_{13} = r_{24}$, which is the plane $a - b + c = 1$ in our coordinates. This plane intersects the boundary of D in four places (right plot in Figure 9). On face I we find equidiagonal kites (kite_{13}) along the line $c = a, b = 2a - 1, 1/\sqrt{3} < a \leq 1$. Similarly, there is a line of equidiagonal kites (kite_{24}) on face II parametrized by $b = 1, c = 2 - a, 1 \leq a < \sqrt{3}$. These two kite families intersect at the square $a = b = c = 1$. The equidiagonal plane also meets the boundary of D along two curved edges, one where faces III and IV intersect and the other where faces V and VI meet. This follows directly from the equations given in Table 1.

As with the trapezoidal and co-circular cases, the isosceles trapezoid family ($a = 1, b = c$) divides the equidiagonal plane into two regions distinguished by whether $r_{23} > r_{14}$ (when $1 < a < \sqrt{3}$) or $r_{14} > r_{23}$ (when $1/\sqrt{3} < a < 1$).

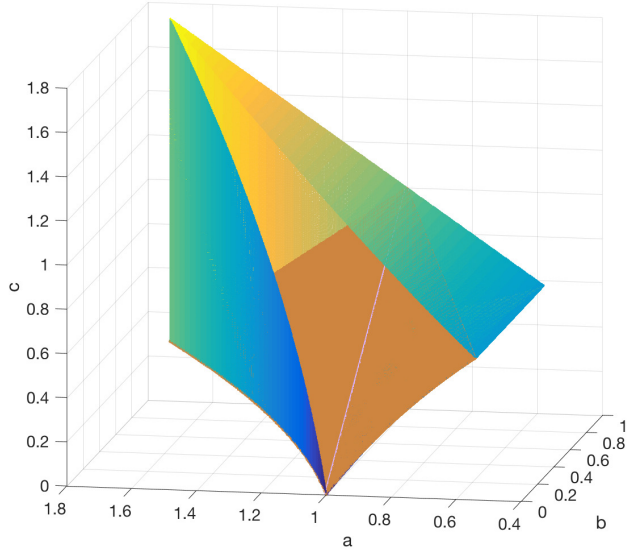
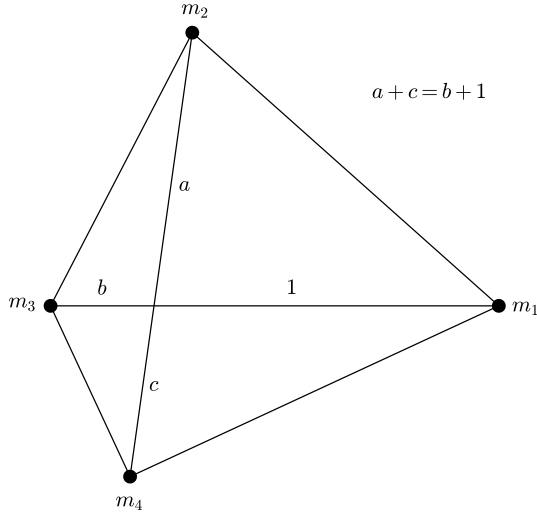


Figure 9: Equidiagonal central configurations (left) are located on the plane $a - b + c = 1$ in D (right). The violet line consists of the isosceles trapezoids ($a = 1$ and $b = c$).

4.5 Summary

Table 2 summarizes the different classes of configurations along with their defining equations in abc -space or in the mutual distance variables r_{ij} . In addition to the simplicity of the defining equations, perhaps one of the more striking features of Table 2 is that all of the configurations shown are defined by linear or quadratic equations. Moreover, due to Theorem 3.6, the dimension of each set is equivalent to the dimension of the corresponding geometric figure in abc -space. Each type of configuration can be represented as the graph of a function over a one- or two-dimensional set in D , where the function is $\theta = f(a, b, c)$ restricted to the given set.

Configuration Type	Equation(s)	Mutual Distances	Figure in D
Kite ₁₃	$c = a$	$r_{12} = r_{14}$ and $r_{23} = r_{34}$	plane
Kite ₂₄	$b = 1$	$r_{12} = r_{23}$ and $r_{14} = r_{34}$	plane
Rhombus	$a = c$ and $b = 1$	$r_{12} = r_{14} = r_{23} = r_{34}$	line
Trapezoid	$c = ab$	$\overline{q_1q_2}$ parallel to $\overline{q_3q_4}$	saddle
Isosceles Trapezoid	$a = 1$ and $b = c$	$r_{13} = r_{24}$ and $r_{14} = r_{23}$	line
Co-circular	$b = ac$	$r_{13}r_{24} = r_{12}r_{34} + r_{14}r_{23}$	saddle
Equidiagonal	$a - b + c = 1$	$r_{13} = r_{24}$	plane

Table 2: Some special classes of central configurations and their surprisingly simple defining equations in abc -space.

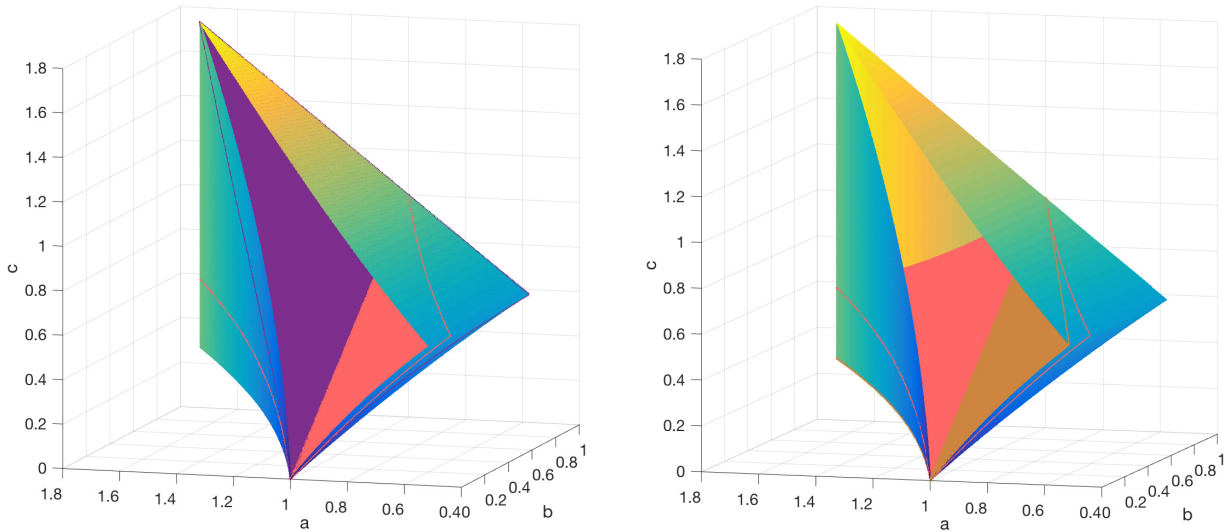


Figure 10: The left figure shows how the trapezoidal (purple) and co-circular (red) central configurations lie within D , while the right figure demonstrates how the co-circular (red) and equidiagonal (brown) central configurations fit together in D . All three classes of central configurations intersect at the isosceles trapezoid family ($a = 1$ and $b = c$).

Figure 10 illustrates how the surfaces corresponding to trapezoidal, co-circular, and equidiagonal configurations lie within D . All three intersect at the line corresponding to the isosceles trapezoid configurations. For $1 < a < \sqrt{3}$, the trapezoids are located above the co-circular configurations, which in turn lie above the equidiagonal solutions. This is a consequence of comparing the c -values on each surface. Since $b \leq 1 < a$, we have

$$ab > \frac{b}{a} > 1 - a + b. \quad (48)$$

On the other hand, for the portion of D with $1/\sqrt{3} < a < 1$, the inequalities in (48) are reversed and the equidiagonal configurations lie above the co-circular solutions, which lie above the trapezoids.

The symmetric configurations play a particularly important role in the overall structure of D , occupying two boundary faces (kites), a boundary edge (rhombii), or a line of intersection between three classes of configurations (isosceles trapezoids). Two classes of convex quadrilaterals must be kites in order to be central configurations. Configurations with either orthogonal or bisecting diagonals must be kites by Theorem 3.8 and Theorem 4.1, respectively.

5 Conclusion and Future Work

We have established simple, yet effective coordinates for describing the space E of four-body convex central configurations. Using these coordinates, we prove that E is a three-dimensional set, the graph of a differentiable function over three radial variables. The domain D of this function has been carefully defined, analyzed, and plotted in \mathbb{R}^3 . Our coordinates provide elementary descriptions of several important classes of central configurations, including kite, rhombus, trapezoidal, co-circular, and equidiagonal configurations. The dimension and location of each of these classes

within D has been explored in detail. We have also shown that the angle between the diagonals of a four-body convex central configuration lies between 60° and 90° . As the configuration widens, the diagonals become closer and closer to orthogonal. The diagonals are perpendicular if and only if the quadrilateral is a kite.

In future research we intend to investigate the values of the masses as a function over the domain D . The mass ratios in (10) and (11) reduce fairly nicely in our coordinate system, although the dependence on the angle $\theta = f(a, b, c)$ is complicated. Nevertheless, we hope to build on our current work to show that the mass map from D into \mathbb{R}^{+3} (suitably normalized) is injective. Given a particular ordering of the bodies, this would prove that there is a unique convex central configuration for any choice of four positive masses.

Acknowledgments:

M. Corbera and J. M. Cors were partially supported by MINECO grant MTM2016-77278-P(FEDER); J. M. Cors was also supported by AGAUR grant 2017 SGR 1617. We also wish to thank John Little and Richard Montgomery for insightful discussions regarding this work.

References

- [1] Albouy, A., Symétrie des configurations centrales de quatre corps, *C. R. Acad. Sci. Paris* **320**, série 1 (1995), 217–220.
- [2] Albouy, A., The symmetric central configurations of four equal masses, *Contemp. Math.* **198** (1996), 131–135.
- [3] Albouy, A., Cabral, H. E., and Santos, A. A., Some problems on the classical n -body problem, *Celest. Mech. Dynam. Astronom.* **113** (2012), no. 4, 369–375.
- [4] Albouy, A. and Chenciner, A., Le problème des n corps et les distances mutuelles, *Invent. Math.* **131** (1998), no. 1, 151–184.
- [5] Albouy, A., Fu, Y., and Sun, S., Symmetry of planar four-body convex central configurations, *Proc. R. Soc. Lond. Ser. A Math. Phys. Eng. Sci.* **464** (2008), no. 2093, 1355–1365.
- [6] Ahlfors, L. V., *Complex Analysis: An Introduction to the Theory of Analytic Functions of One Complex Variable*, 3rd ed., McGraw-Hill, New York, 1979.
- [7] Barros, J. and Leandro, E. S. G., Bifurcations and enumeration of classes of relative equilibria in the planar restricted four-body problem, *SIAM J. Math. Anal.* **46** (2014), no. 2, 1185–1203.
- [8] Barros, J. and Leandro, E. S. G., The set of degenerate central configurations in the planar restricted four-body problem, *SIAM J. Math. Anal.* **43** (2011), no. 2, 634–661.
- [9] Corbera, M., Cors, J. M., Llibre, J., and Moeckel, R., Bifurcation of relative equilibria of the $(1 + 3)$ -body problem, *SIAM J. Math. Anal.* **47** (2015), no. 2, 1377–1404.
- [10] Corbera, M., Cors, J. M., Llibre, J., and Pérez-Chavela, E., Trapezoid central configurations, *Appl. Math. Comput.* **346** (2019), 127–142.
- [11] Corbera, M., Cors, J. M., and Roberts, G. E., A four-body convex central configuration with perpendicular diagonals is necessarily a kite, *Qual. Theory Dyn. Syst.* **17** (2018), no. 2, 367–374.

- [12] Cors, J. M. and Roberts, G. E., Four-body co-circular central configurations, *Nonlinearity* **25** (2012), 343–370.
- [13] Dziobek, O., Über einen merkwürdigen Fall des Vielkörperproblems, *Astro. Nach.* **152** (1900), 32–46.
- [14] Érdi, B. and Czirják, Z., Central configurations of four bodies with an axis of symmetry, *Celestial Mech. Dynam. Astronom.* **125** (2016), no. 1, 33–70.
- [15] Fernandes, A. C., Llibre, J., and Mello, L. F., Convex central configurations of the four-body problem with two pairs of equal adjacent masses, *Arch. Ration. Mech. Anal.* **226** (2017), no. 1, 303–320.
- [16] Hall, G. R., Central configurations in the planar $1 + n$ body problem, preprint (1988).
- [17] Hampton, M., Concave central configurations in the four-body problem, *Doctoral Thesis*, University of Washington, Seattle (2002).
- [18] Hampton, M. and Moeckel, R., Finiteness of relative equilibria of the four-body problem, *Invent. Math.* **163** (2006), 289–312.
- [19] Hampton, M., Roberts, G. E., and Santoprete, M., Relative equilibria in the four-vortex problem with two pairs of equal vorticities, *J. Nonlinear Sci.* **24** (2014), 39–92.
- [20] Kulevich, J. L., Roberts, G. E., and Smith, C. J., Finiteness in the planar restricted four-body problem, *Qual. Theory Dyn. Syst.* **8** (2009), no. 2, 357–370.
- [21] Lagrange, J. L., Essai sur le problème des trois corps., *Œuvres* **6** (1772), Gauthier-Villars, Paris, 272–292.
- [22] MacMillan, W. D. and Bartky, W., Permanent configurations in the problem of four bodies, *Trans. Amer. Math. Soc.* **34** (1932), no. 4, 838–875.
- [23] MATLAB, version R2016b (9.1.0.441655), (2016), The MathWorks, Inc., Natick, Massachusetts, United States.
- [24] Meyer, K. R. and Offin, D. C., *Introduction to Hamiltonian Dynamical Systems and the N-Body Problem*, 3rd ed., Applied Mathematical Sciences, 90, Springer, Cham, 2017.
- [25] Moeckel, R., Central configurations, in *Central Configurations, Periodic Orbits, and Hamiltonian Systems*, Llibre, J., Moeckel, R. and Simó, C, Birkhäuser (2015), 105–167.
- [26] Moeckel, R., Linear stability of relative equilibria with a dominant mass, *Differ. Equ. Dyn. Syst.* **6** (1994), no. 1, 37–51.
- [27] Moeckel, R., On central configurations, *Mathematische Zeitschrift* **205** (1990), no. 4, 499–517.
- [28] Moeckel, R., Relative equilibria with clusters of small masses, *J. Dynam. Differ. Equ.* **9** (1997), no. 4, 507–533.
- [29] Saari, D. G., *Collisions, Rings, and Other Newtonian N-Body Problems*, CBMS Regional Conference Series in Mathematics, no. 104, Amer. Math. Soc., Providence, RI, 2005.

- [30] SageMath, the Sage Mathematics Software System (Version 7.3), The Sage Developers, 2016, <http://www.sagemath.org>.
- [31] Santoprete, M., Four-body central configurations with one pair of opposite sides parallel, *J. Math. Anal. Appl.* **464** (2018) 421–434.
- [32] Schmidt, D., Central configurations and relative equilibria for the n -body problem, *Classical and celestial mechanics (Recife, 1993/1999)*, Princeton Univ. Press, Princeton, NJ (2002), 1–33.
- [33] Simó, C., Relative equilibrium solutions in the four-body problem, *Celestial Mech.* **18** (1978), no. 2, 165–184.
- [34] Wintner, A., *The Analytical Foundations of Celestial Mechanics*, Princeton Math. Series **5**, Princeton University Press, Princeton, NJ, 1941.
- [35] Xia, Z., Convex central configurations for the n -body problem, *J. Diff. Equa.* **200** (2004), 185–190.
- [36] Xie, Z., Isosceles trapezoid central configurations of the Newtonian four-body problem, *Proc. Roy. Soc. Edinburgh Sect. A* **142** (2012), no. 3, 665–672.