



2015 PERFORMANCE HIGHLIGHTS

Volume	Free cash flow⁽ⁱⁱ⁾
EU246.2m equivalent units	£1,963m
2014: EU156.1m	2014: £1,235m
Net sales	Earnings per share⁽ⁱ⁾
£10,813m	88.8p
2014: £10,258m	2014: 95.5p
Operating profit⁽ⁱ⁾	Total dividend per share⁽ⁱⁱⁱ⁾
£3,066m	56.4p
2014: £3,134m	2014: 51.7p
Alcohol in society^(iv)	Water efficiency^{(iv), (vi)}
298	6.0L/L ^Δ
Responsible drinking programmes	2014: 6.8L/L
2014: 373	
Health and safety^(iv)	
1.66 ^Δ	
Loss-time accident frequency ^(v)	
2014: 1.66	

(i) Before exceptional items. (ii) Free cash flow is a non-GAAP financial measure. See definition and reconciliation to net cash from operating activities on page 52. (iii) Includes recommended final dividend of 34.9p. (iv) Excludes United Spirits Limited. See further details on pages 38-47. (v) Per 1,000 employees. (vi) In accordance with Diageo's environmental reporting methodologies, data for 30 June 2014 has been restated and total water used excludes irrigation water for agricultural purposes on land under the operational control of the company. Δ Within KPMG's independent limited assurance scope. See further details on page 143.

NORTH AMERICA	EUROPE ⁽ⁱ⁾	AFRICA ⁽ⁱ⁾	LATIN AMERICA AND CARIBBEAN	ASIA PACIFIC ⁽ⁱⁱ⁾
Volume EU47.3m 2014: EU49.3m	Volume EU44.1m 2014: EU44.6m	Volume EU26.2m 2014: EU24.4m	Volume EU21.6m 2014: EU23.0m	Volume EU107.0m 2014: EU14.8m
Net sales⁽ⁱⁱⁱ⁾ £3,455m 2014: £3,444m	Net sales⁽ⁱⁱⁱ⁾ £2,617m 2014: £2,814m	Net sales⁽ⁱⁱⁱ⁾ £1,415m 2014: £1,430m	Net sales⁽ⁱⁱⁱ⁾ £1,033m 2014: £1,144m	Net sales⁽ⁱⁱⁱ⁾ £2,213m 2014: £1,347m
Operating profit^(iv) £1,448m 2014: £1,460m	Operating profit^(iv) £804m 2014: £853m	Operating profit^(iv) £318m 2014: £340m	Operating profit^(iv) £263m 2014: £328m	Operating profit^(iv) £356m 2014: £283m
Read more on pages 26-27	Read more on pages 28-29	Read more on pages 30-31	Read more on pages 32-33	Read more on pages 34-35

(i) The figures for the geographical segments for prior periods have been restated. See further details on page 50. (ii) Volume, net sales and operating profit for Asia Pacific includes EU92.7 million, £921 million and £48 million (net of transaction and integration costs of £5 million) in respect of United Spirits Limited. See further details on page 50. (iii) Excluding corporate net sales of £80 million. (iv) Excluding exceptional operating charge of £269 million and corporate costs of £123 million.

DIAGEO IN 2015

Our ambition is to be one of the best performing, most trusted and respected consumer products companies in the world.

Our purpose is to celebrate life, every day, everywhere.

Our ambition is supported by six performance drivers and three sustainability and responsibility imperatives.

 [Read more on pages 16–19](#)

This year, organic net sales were flat, operating margin improved 24 basis points and free cash flow was up £728 million.

 [Read more on pages 22–25](#)

We are a global leader in beverage alcohol with an outstanding collection of brands across spirits, beer and wine. Our products are sold in more than 180 countries around the world.

Our brands include Johnnie Walker, Crown Royal, J&B, Buchanan’s and Windsor whiskies, Smirnoff, Cîroc and Ketel One vodkas, Captain Morgan, Baileys, Don Julio, Tanqueray and Guinness.

We continue to invest to build our brands and routes to consumer, to deliver long term profitable growth.

For more information about Diageo, our people and our brands, visit www.diageo.com.

Visit Diageo’s global responsible drinking resource, www.DRINKiQ.com, for information, initiatives, and ways to share best practice.

In addition, Diageo has prepared a Sustainability & Responsibility Performance Addendum, which is available on www.diageo.com. It outlines further economic, social and environmental disclosures in line with the Global Reporting Initiative Sustainability G4 Guidelines and the United Nations Global Compact advanced reporting criteria.



Cover image
Casks of Scotch whisky maturing at Carsebridge, one of our warehouses in Scotland.

Contents

Strategic Report

— Our business	02
— Our global reach	03
— Our brands	04
— Outstanding breadth and depth across price points	05
— Our Performance Ambition	06
— Our business model	07
— Chairman’s statement	08
— Chief Executive’s statement	10
— How we measure performance: key performance indicators	12
— Market dynamics	14
— How we will deliver our Performance Ambition	16
— How we protect our business: risk management and principal risks	20
— Group financial review	22
— Business reviews	26
— Category review	36
— Sustainability & Responsibility review	38
— Definitions and reconciliations of non-GAAP measures to GAAP measures	48

Governance

— Board of Directors and Company Secretary	54
— Executive Committee	55
— Corporate governance report	56
— Report of the Audit Committee	60
— Directors’ remuneration report	63
— Directors’ report	82

Financial statements	84
-----------------------------	-----------

Additional information for shareholders	142
--	------------

Diageo is listed on both the London Stock Exchange (DGE) and the New York Stock Exchange (DEO).

This is the Annual Report of Diageo plc for the year ended 30 June 2015 and it is dated 29 July 2015. The Annual Report is made available to all shareholders on Diageo’s website (www.diageo.com).

This report includes names of Diageo’s products, which constitute trademarks or trade names which Diageo owns or which others own and license to Diageo for use. In this report, the term ‘company’ refers to Diageo plc and the terms ‘group’ and ‘Diageo’ refer to the company and its consolidated subsidiaries, except as the context otherwise requires.

Diageo’s consolidated financial statements have been prepared in accordance with International Financial Reporting Standards (IFRS) as adopted for use in the European Union (EU) and IFRS as issued by the International Accounting Standards Board (IASB). References to IFRS hereafter should be construed as references to both IFRS, as adopted by the EU, and IFRS, as issued by the IASB. Unless otherwise indicated, all financial information contained in this document has been prepared in accordance with IFRS.

Unless otherwise stated in this document, percentage movements refer to organic movements. For a definition of organic movement see page 48. Share, unless otherwise stated, refers to value share. Unless otherwise stated in this document, the percentage figures presented are reflective of a year-on-year comparison, namely 2014–2015, only.

The brand ranking information presented in this report, when comparing information with competitors, reflects data published by sources such as IWSR, Impact Databank, Nielsen, Beverage Information Group and Plato Logic. Market data information and competitive set classifications are taken from independent industry sources in the markets in which Diageo operates.

© Diageo plc 2015

Diageo plc is incorporated as a public limited company in England and Wales. Diageo was incorporated as Arthur Guinness Son and Company Limited on 21 October 1886. The group was formed by the merger of Grand Metropolitan Public Limited Company (GrandMet) and Guinness PLC (the Guinness Group) in December 1997. Diageo plc’s principal executive office is located at Lakeside Drive, Park Royal, London NW10 7HQ and its telephone number is +44 (0) 20 8978 6000.

Cautionary statement: this document contains ‘forward-looking’ statements. For our full cautionary statement, please see on page 144.

OUR BUSINESS

Diageo is a global leader in beverage alcohol with iconic brands in spirits, beer and wine. We provide consumers with choice and quality across categories and price points.

Diageo has built a strong platform for growth through investing in our brands and route to consumer. Over the last five years we have made acquisitions in brands and local distribution while doubling the size of our luxury business. We have also made changes to our operating model and culture aligning Diageo behind the need for greater agility and responsiveness, creating a business that is closer to the consumer.

Our 21 market model⁽ⁱ⁾ has established strong local business units, well positioned to win in increasingly competitive and fast paced operating environments.

We know that we must earn the trust and respect of everyone that comes into contact with our company. We must be transparent and authentic, demonstrating good citizenship every day, everywhere.

STRENGTH IN GLOBAL REACH AND ICONIC BRANDS

We have outstanding breadth and depth in our portfolio, with brands across price points and categories to meet consumer demand now and in the future.



DOING BUSINESS THE RIGHT WAY

For us, standards are everything, from how we produce and market our brands, to how we innovate and sell, and in governance and ethics as codified in our Code of Business Conduct.



WE PRODUCE

We produce our brands from more than 200 sites in over 30 countries. We are committed to efficient, sustainable production to the highest quality standards. Our export-led International Supply Centre (ISC) employs over 4,000 people across more than 55 sites in Scotland, England, Ireland, Italy and the Netherlands.

WE MARKET

We invest in world-class marketing to build our brands, focusing on connecting with existing and new consumers. For decades our brands have been at the forefront of marketing innovation and the same remains true today. We take seriously our obligations to market responsibly and help consumers make informed decisions.

WE INNOVATE

Innovation is critical to our continued growth. We are committed to finding breakthrough innovations to serve customers and consumers. We identify emerging trends, and boldly innovate at scale. Innovation is a permanent engine of growth for our business and we are restless in our search for new products.

WE SELL

Everyone at Diageo sells or understands how they can help sell. This is just one expression of the sales-led organisation we are building. In each of our 21 markets, we are passionate about ensuring our products are available where consumers want them. We work to deliver amazing consumer experiences and to extend our sales reach.

CREATING SHARED VALUE

Our distilleries, breweries and wineries are at the heart of the communities where we work. We have a responsibility to create shared value – for our shareholders, our people, and for the societies that enable our business to grow. Within the community, we are proud of our

work to address development challenges, including skills, social enterprise and access to clean water, and to encourage responsible drinking.

Our values underpin our business and guide us. We are passionate about our customers and consumers and want to be

the best. We give our people the freedom to do the best work of their careers and value everyone's contribution. We are proud of what we do, and how we do it.

Our purpose, celebrating life, every day, everywhere, is to make the most of life – to be the

best at work, at home, with friends, in the community, and for the community. For our brands to be part of celebrations big and small.

(i) Throughout this Annual Report 2015, reference to Diageo's 21 geographically based markets will be stated as '21 markets'.

OUR GLOBAL REACH

One of Diageo's key strengths is its geographic reach. We operate as 21 geographically based markets around the world and have a presence in over 180 countries. We employ more than 33,000 talented people across our global business. 43% of Diageo's business is in the emerging markets in Latin America, Asia, Africa, Eastern Europe and Turkey. This presence is balanced through our strong businesses in the world's most profitable beverage alcohol market, the United States, and an integrated Western European business.

% SHARE OF NET SALES BY OUR 21 MARKETS

EACH OF OUR 21 MARKETS IS ACCOUNTABLE FOR ITS OWN PERFORMANCE AND FOR DRIVING GROWTH



	North America	Europe	Africa	Latin America and Caribbean	Asia Pacific
>15%	US Spirits and Wines	Western Europe ⁽ⁱ⁾			
6–10%					India
3–6%	Diageo-Guinness USA (DGUSA)	Turkey	Nigeria East Africa	West LAC	Global Travel, Asia and Middle East
2–3%	Canada		Africa Regional Markets	Paraguay, Uruguay and Brazil	Australia North Asia Greater China
<2%		Russia and Eastern Europe ⁽ⁱ⁾	South Africa	Mexico Venezuela Colombia	South East Asia

Based on reported net sales for the year ended 30 June 2015.

(i) On 1 July 2015, Russia became a standalone market and Eastern Europe was merged with Western Europe to create a Diageo Europe market.

DIAGEO REPORTS AS FIVE REGIONS



	North America	Europe	Africa	Latin America and Caribbean	Asia Pacific
--	---------------	--------	--------	-----------------------------	--------------

% SHARE BY REGION































Volume (%)	19.2	17.9	10.6	8.8	43.5
Net sales ⁽ⁱⁱⁱ⁾ (%)	32.2	24.4	13.2	9.6	20.6
Operating profit ⁽ⁱⁱⁱ⁾ (%)	45.4	25.2	10.0	8.2	11.2
Number of responsible drinking programmes ^(iv) (%)	21.1	24.5	14.1	19.8	20.5
Water withdrawals ^(iv) (%)	11.1	45.3	37.2	4.5	1.9
Carbon emissions ^(iv) (%)	8.5	51.8	35.0	3.2	1.5
Number of employees ^(v) (%)	9.8	33.0	16.5	8.8	31.9

(ii) Excluding corporate net sales of £80 million. (iii) Excluding exceptional operating charges of £269 million and corporate costs of £123 million. (iv) Excludes United Spirits Limited. See further details on pages 38–47. (v) Employees have been allocated to the region in which they reside.

OUR BRANDS

Our 21 market model affords each market the flexibility to select the right portfolio of brands to capture the unique consumer opportunities that exist in that market and place resources directly against our biggest growth opportunities.






































Our 21 market structure means we now look at our brands through the lens of global giants and local stars, alongside our leading reserve brands. Our in-market local star brands can be individual to any one market, and provide a platform to accelerate the growth of our international premium spirits. A selection of these brands are included in the table below.

Global giants ⁽ⁱ⁾					
					
Local stars ⁽ⁱⁱ⁾			Reserve ⁽ⁱⁱⁱ⁾		
					
					
					
					

(i) Global giants represent 39% of Diageo net sales. (ii) Local stars represent 16% of Diageo net sales. (iii) Reserve brands represent 13% of Diageo net sales.

OUTSTANDING BREADTH AND DEPTH ACROSS PRICE POINTS

In our portfolio we have brands at almost every price tier of every category. The range of our price points means we are able to capture consumption shifts across the price spectrum. The breadth and depth of our business provide resilience, and enable us to sustain our performance over time.

	Ultra premium ⁽ⁱ⁾	Super premium	Premium	Standard	Value
Scotch whisky					
Other whisk(e)y					
Vodka					
Rum					
Liqueur					
Tequila					
Gin					
Local spirits					
Beer					

(i) Ultra premium includes prestige.

OUR PERFORMANCE AMBITION

Diageo's Performance Ambition is to create one of the best performing, most trusted and respected consumer products companies in the world.

DIAGEO'S STRATEGY AIMS TO DELIVER OUR PERFORMANCE AMBITION THROUGH:

Prioritised investment in:



Premium core spirits⁽ⁱ⁾

Read more on page 16.



Reserve

Read more on page 16.



Other spirits⁽ⁱ⁾



Beer



Wine

⁽ⁱ⁾ Spirits include ready to drink (RTDs).

We measure progress against our Performance Ambition using the following financial and non-financial indicators:

1 Efficient growth

Organic net sales
Operating margin
Earnings per share
Free cash flow

2 Consistent value creation

Return on average
invested capital
Total shareholder return

3 Credibility and trust

Responsible drinking
programmes
Water efficiency
Carbon emissions

4 Motivated people








Health and safety
Employee engagement

See our key performance indicators (KPIs) on pages 12–13.

OUR BUSINESS MODEL

Diageo has grown through investment in our brands and route to consumer, and by acquisitions to broaden our geographical footprint and our category depth and range. Our business model is designed to drive returns for shareholders, while creating value for our customers, employees and the communities in which we operate.

STRONG PLATFORM

-  Broad portfolio
-  Geographic reach
-  Financial strength
-  Efficient supply and procurement
-  Leading capabilities
-  Global functions
-  Values

Broad portfolio: Diageo has world-leading brands across categories and price points.

Geographic reach: we have geographic reach through the breadth and depth of our global and local brands.

Financial strength: our competitive advantage is reflected by our strong financial returns and consistent financial performance.

Efficient supply and procurement: across the world we have efficiency in supply and procurement, with our manufacturing operations working to high quality and environmental standards.

Leading capabilities: Diageo's focus is on brilliant execution including breakthrough marketing, scalable innovation, and winning relationships with our customers and consumers through distribution and sales.

Global functions: Diageo's 21 markets are supported by a global structure and shared services designed to share best practice, impart knowledge and help build capability at a local level, as well as apply governance of controls, compliance and ethics.

Values: at the heart of everything we do are our company values: passionate about customers and consumers; be the best; freedom to succeed; proud of what we do; valuing each other.

AGILE OPERATING MODEL

- 21 markets**
-  Participation strategy
-  Supply management
-  Consumer insights

Participation strategy: our participation strategy is to invest behind the biggest growth opportunities, by category and channel, for our brands in our 21 markets.

Supply management: our 21 markets are designated as import markets, import and third party production markets, or import and local production markets.

Consumer insights: our deep consumer insights help us to anticipate and respond to rapidly changing dynamics across all markets, and continue to nurture and grow some of the world's best-loved brands.

FOCUSED INVESTMENT

 **Performance drivers**
Read more on page 16.

 **Sustainability & Responsibility imperatives**
Read more on page 16.

Performance drivers: Diageo has identified six performance drivers which are key to achieving our aims. Each market focuses on the priorities that will drive performance in that market: **premium core brands; reserve; innovation; route to consumer; cost; and talent.**

Sustainability & Responsibility imperatives:
Alcohol in society – we aim to create a positive role for alcohol in society through partnerships and programmes that reduce harmful drinking.
Thriving communities – we must equip people in our business, our supply chain and our communities, particularly women, with the skills and resources they need to build a better future for themselves.

Environmental impact – we will make our products and business operations more environmentally sustainable, targeting water use, carbon emissions and waste, reducing the volume of packaging we use and sourcing paper and board from sustainable forests.

Our performance drivers and Sustainability & Responsibility imperatives are underpinned by our commitment to the highest standards of governance and ethics.

Value creation: shareholder value; investment in the business; customer, employee and social value

CHAIRMAN'S STATEMENT:

WE ARE CREATING ONE OF THE BEST PERFORMING, MOST TRUSTED AND RESPECTED CONSUMER PRODUCTS COMPANIES.

“Over the last two years we have taken the necessary steps to strengthen Diageo, to position our company to drive sustainable growth and value for you, our shareholders, and to ensure we are a trusted and respected partner to all our stakeholders around the world.



Interim dividend per share

21.5p (↑9%)

31 December 2013: 19.7p

Final recommended dividend per share

34.9p (↑9%)

30 June 2014: 32.0p

Total dividend per share⁽ⁱ⁾

56.4p (↑9%)

Full year 2014: 51.7p

(i) Includes recommended final dividend.

Diageo is a leader in beverage alcohol, one of the most attractive growth sectors in consumer products. With our portfolio of global and local brands, and the presence we have built in developed and emerging markets, we are well positioned to capture this growth.

Performance and dividend

In a volatile global environment, our commitment to being one of the best performing, most trusted and respected consumer products companies is as strong as ever. Ivan and the Executive Committee have taken actions to strengthen the business to deliver operational and cultural change, greater agility and responsiveness. Performance this year reflects these actions and continued tough conditions in some markets. In addition, currency volatility affected trading, especially in some of our scotch markets where currency devaluation impacted the price of imported goods for local consumers.

We are more focused than ever on managing cost and delivering cash, and I am pleased that we achieved strong cash conversion, over 100%, during the year. This, together with the actions we are taking to realise our full potential, has enabled the Board to recommend a final dividend of 34.9 pence per share. This would bring the

total dividend for the year to 56.4 pence per share, an increase of 9% over the prior year. The final dividend will be paid to shareholders on 8 October 2015. Earnings per share to dividend cover at 1.6 times is now outside our cover ratio, and we will look to rebuild cover over time, maintaining dividend increases at a mid-single digit rate until we are back in range.

Strategic progress

Diageo's strategy is delivered through a market focus. In individual markets, we compete with our iconic global brands and local stars while building strong routes to consumer. Our in-market teams are accountable for delivering holistic performance and are empowered to act with speed and agility, supported by the scale and expertise of our global business.

As a business we have been focused on organic growth while capturing inorganic opportunities. For example, we have been capitalising on North American whisk(e)y trends with the launch of Crown Royal Regal Apple and the continuing success of Bulleit and our other craft bourbons. We have also been broadening our participation in new categories and across price points, with the Orijin brand in Nigeria and Haig Club, a single grain Scotch whisky.

Diageo acquired a majority stake in United Spirits Limited (USL) in India in July 2014, consolidating Diageo's position as a local leader in spirits in this exciting growth market. We are now moving into the next phase of integration, prioritising brand investment, driving efficiencies and continuing the implementation of Diageo's operational and governance standards across the business, while putting in place a route to consumer team to further develop USL's already impressive market coverage.

In February 2015, we completed the acquisition of the remaining 50% of tequila brand, Don Julio. In gaining full global ownership and management control of the brand and its supply assets, we enhance our position in the high growth segments of super and ultra premium tequila. With this deal we also repatriated the Smirnoff brand into our in-market company in Mexico which will allow us to extend our leading position in spirits in this attractive market.

We remain committed to reviewing our portfolio to ensure that we are the best owners of our assets. We realised full management control of Don Julio through the sale of Bushmills. While Bushmills is a good brand, this was the right strategic decision for Diageo as we invest behind the biggest growth opportunities. The sale of the Gleneagles Hotels Limited is another example of Diageo's decision to focus on key priorities. Following the success of the Ryder Cup we felt it was an appropriate time to realise value through this sale. We are pleased that the new owner of Gleneagles has committed to be a significant inward investor in Scottish tourism and will work closely with the local community to make a positive contribution to the visitor industry and the Scottish economy.

Sustainability and responsibility

Diageo has a long history of working within the communities where our products are enjoyed, and we understand that the role and impact of alcohol within society must be our primary focus. Our work to promote responsible drinking and reduce alcohol-related harm remains central to our purpose of celebrating life every day, everywhere, and we share the goal of the World Health Organization (WHO) to reduce the harmful use of alcohol by 10% by 2025. In line with the industry's commitments, during the year progress was made on underage drinking, reducing drink driving and strengthening marketing codes.

We are proud of the broad contribution we are making to society, through our economic contribution and through our three community programmes: Learning for Life, Water of Life and Plan W. These programmes have: provided training and skills to more than 100,000 people in the Americas and Britain to help them secure new jobs; delivered access to clean water and sanitation to more than 10 million people in Africa supporting better health; and empowered around 100,000 women across Asia. And within Diageo, we continue to champion diversity and inclusivity. One example of this is the level of female representation at Board and Executive Committee level, at 45% and 40% respectively.

Business environment

With our strong portfolio of Scotch whisky brands, we have a deep commitment to Scotland built on the heritage of some of the industry's greatest entrepreneurs. The current debate over the United Kingdom's role within the European Union is one in which Diageo is actively engaged. We want our Scotch whisky business, which makes a considerable contribution to the British economy, to remain competitive in the global marketplace and believe that the best

interests of the whole industry are served by the United Kingdom remaining within a strong, reformed European Union.

Board changes

Having been on the Board for nine years, Laurence Danon will step down at the upcoming Annual General Meeting. On your behalf I would like to thank Laurence for her contribution over a period of progress and growth for Diageo. In July 2015, we announced that Emma Walmsley will join the Board as a Non-Executive Director effective 1 January 2016. Emma is currently Chief Executive Officer of GSK Consumer Healthcare.

Our people

Diageo's success is in the hands of our 33,000 employees around the world. I would like to thank them all for their dedication and hard work during the year. We must create an environment that stretches and challenges our people and enables them to do their best work, living our values each and every day. I am committed to continuing to build such an environment, and look forward to working with my colleagues on the Board and throughout the business to make sure that we do.

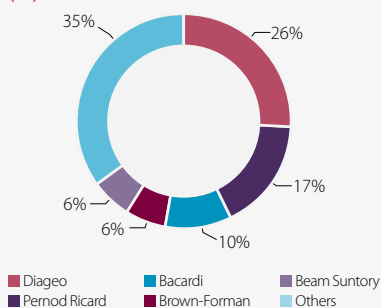
Looking ahead

Your Board is confident that Diageo will deliver its Performance Ambition. Over the last two years we have taken the necessary steps to strengthen Diageo, to position our company to drive sustainable growth and value for you, our shareholders, and to ensure we are a trusted and respected partner to all our stakeholders around the world.



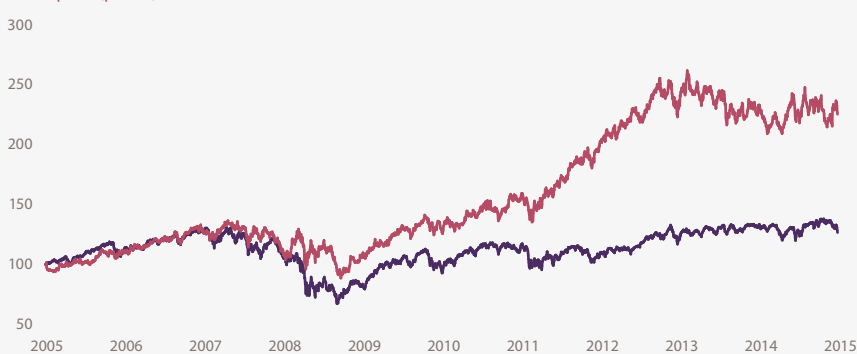
Dr Franz B Humer
Chairman

Global volume share of premium spirits (%)



Source: Impact Databank, February 2015

Diageo share price performance
Share price (pence)



CHIEF EXECUTIVE'S STATEMENT: WE HAVE DELIVERED CHANGES WHICH WILL BUILD STRONG, SUSTAINED PERFORMANCE.

“ The fundamentals for future growth remain strong: Diageo will benefit from the increasing penetration of spirits in emerging markets, innovation and the growing appetite for luxury spirits around the world.



In the next decade one billion new consumers will be able to afford our brands and an additional 800 million consumers will reach levels of income where luxury brands are affordable. Diageo has the leading position in the United States, an integrated Western Europe business, a strong beer platform in Africa from which to build spirits, the leading spirits business in India, and a strong presence in the growth markets of Latin America and Asia.

This year we improved cash conversion, strengthened our route to consumer, delivered industry leading innovation at scale, extended our leadership in reserve and accelerated delivery of our programmed cost savings. We have further sharpened our marketing to better navigate changing consumer trends. So, while some markets have been challenging, we remain confident in the long term global demographics and our ability to deliver growth through the business transformation we are effecting.

Driving operational and cultural change

In the past year we have implemented some important changes to strengthen our business. These changes are aimed at providing greater visibility and will allow us to react more quickly to changes in the marketplace, consumer sentiment and demand.

- We have completed our shift to a market-led model, enabling greater speed in the way we execute and local accountability.
- We have shifted our focus to the consumer, allowing us to make better decisions on how we use our marketing spend and run our supply chains.
- We have embedded a productivity discipline, in order to create more opportunity to invest behind growth in our brands.
- We continue to ensure we have the right people with the right capabilities to deliver our plans across our business.

Results

Organic net sales were flat. Volume declined 1% reflecting a destock in South East Asia, lower shipments in the United States and improving price/mix led by the growth of reserve brands.

Organic operating margin was up 24 basis points delivered by cost savings and efficiencies, which more than offset the impact of cost inflation and negative market mix. Our global efficiency programme identified £200 million of cost savings to be delivered by the end of fiscal 2017. We delivered £127 million this year, and as planned reinvested £30 million of the savings.

Free cash flow was up over £700 million this year, to almost £2 billion, as I made cash a clear priority for improvement. To deliver this, incentive programmes were changed and we set clear targets for each market. This focus has led to many examples across markets where we have improved processes and ways of working to reduce our working capital. The sales of the Bushmills brand and the Gleneagles Hotel also generated cash in the year.

Earnings per share before exceptionals fell 7% to 88.8 pence largely as a result of adverse exchange movements and lower income from associates and joint ventures, offset by underlying improvements.

Sustainability and responsibility

In December 2014 we launched our 2020 Sustainability & Responsibility targets. Stretching and industry leading, our 2020 targets address our most material issues: leadership in alcohol in society; building thriving communities; and reducing our environmental impact. The 2020 targets draw on our achievements to date and are aligned with the new, emerging United Nations Sustainable Development Goals.

With these targets, we are going beyond the establishment of programmes on responsible drinking, community development and environmental performance, to focus on measuring their impact, challenging ourselves to strengthen their value, impact and scale. In doing so, we will work in partnership with governments, civil society, individuals, NGOs and other companies to put in place programmes with quantifiable outcomes. We continue to support fully the Global Producers' Commitments, a co-ordinated industry response to support the World Health Organization's (WHO) Global Strategy to Reduce the Harmful Use of Alcohol.

In April this year we announced an ambitious strategy for water stewardship. With water a pressing business and global issue, our Water Blueprint recognises the responsibilities of operating in water-stressed areas and explains how we will support the sustainability of the water resources on which we and those around us rely.

Our Water Blueprint and our progress towards all of our targets are essential parts of our long term plan, not just in enabling sustainable operations but also in creating opportunities for growth.

Our people

It is a privilege to work with Diageo teams across the world. I feel honoured to lead a company where purpose and values are deeply ingrained. The commitment of our people to get behind the decisions taken during the year is encouraging. This was demonstrated in the results of our annual employee Values Survey, with employee engagement improving through a tough performance period. This evidence of the passion and commitment all of us hold for Diageo is the perfect fuel to drive future growth, and I look forward to working with our teams across the business, implementing the exciting plans we have for the year ahead.

Larry Schwartz, President Diageo North America, will retire at the end of this calendar year. Larry has many achievements in a 40-year career in the industry, not least his commitment to deliver growth for Diageo and build our strong North American platform. Deirdre Mahlan, currently Chief Financial Officer and the incoming leader of this business, will have this platform to build on as she drives the next stage of Diageo North America's growth.

Productivity

At the end of July 2015, we announced our intention to deliver productivity gains of a further £500 million over three years from fiscal 2017 to invest in growth and improve margin. As we achieve our productivity gains we expect to deliver mid-single digit organic top line growth on a sustained basis and operating margin expansion of 100 basis points over the same three year period.

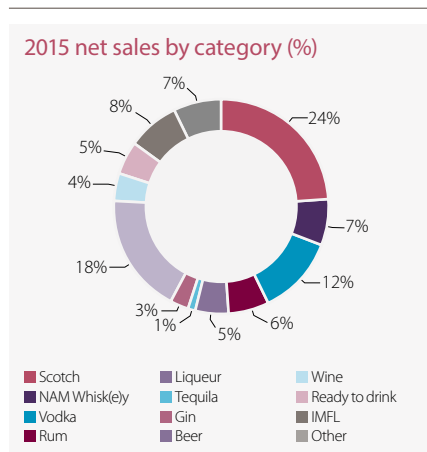
Outlook

The fundamentals for future growth remain strong: Diageo will benefit from the increasing penetration of spirits in emerging markets, innovation and the growing appetite for luxury spirits around the world.

We have taken some tough decisions over the last couple of years to set Diageo up to deliver strong, sustained performance. Today we are closer to the consumer, more agile, and focused on productivity, with the people, skills and capabilities to deliver on the opportunity. We are at an exciting point on our journey. In 2016, we believe stronger volume growth will deliver an improved top line performance.



Ivan Menezes
Chief Executive



HOW WE MEASURE PERFORMANCE: KEY PERFORMANCE INDICATORS

FINANCIAL Ⓡ 1

ORGANIC NET SALES GROWTH (%)

0.0%

Year	2011	2012	2013	2014	2015
Growth (%)	5	6	5	0.4	0.0

Definition
 Sales growth after deducting excise duties, excluding the impact of exchange rate movements, acquisitions and disposals.

Why we measure
 This measure reflects our performance as the result of the choices made in terms of category and market participation, and Diageo's ability to build brand equity, increase prices and grow market share.

Performance
 Organic net sales were flat, with volume decline of 1% reflecting a destock in South East Asia and West LAC, lower shipments in the United States and improving price/mix led by the growth of reserve brands.

See page 23 for more detail.

FINANCIAL Ⓡ 1

ORGANIC OPERATING MARGIN IMPROVEMENT (BPS)

+24bps

Year	2011	2012	2013	2014	2015
Improvement (BPS)	0	59	78	77	24

Definition
 The percentage point movement in operating profit before exceptional items, divided by net sales after excluding the impact of exchange rate movements and acquisitions and disposals.

Why we measure
 The movement in operating margin measures the efficiency of the business. Consistent operating margin improvement is a business imperative, driven by investment choices, our focus on driving out costs across the business and improving mix.

Performance
 Margin improved mainly due to cost savings, primarily through our global efficiency programme, partially offset by reinvestment in route to consumer, cost inflation and negative market mix.

See page 23 for more detail.

FINANCIAL Ⓡ 1

EARNINGS PER SHARE BEFORE EXCEPTIONAL ITEMS (PENCE)⁽ⁱ⁾

88.8p

Year	2011	2012	2013	2014	2015
EPS (Pence)	81.6	92.6	103.1	95.5	88.8

Definition
 Profit before exceptional items attributable to equity shareholders of the parent company, divided by the weighted average number of shares in issue.

Why we measure
 Earnings per share reflects the profitability of the business and how effectively we finance our balance sheet. It is a key measure for our shareholders.

Performance
 Eps before exceptional was down by 6.7 pence per share driven by adverse exchange movements and lower income from associates and joint ventures, offset by underlying improvements.

See page 23 for more detail.

NON-FINANCIAL 3

ALCOHOL IN SOCIETY⁽ⁱⁱⁱ⁾ (RESPONSIBLE DRINKING PROGRAMMES)

298 PROGRAMMES

Year	2011	2012	2013	2014	2015
Programmes	250	300	315	373	298

Definition
 Programmes supported by Diageo that aim to reduce harmful drinking.

Why we measure
 Alcohol-related harm is our most important social issue. These programmes address risks such as: harm to consumers and communities; limitations to our licence to operate; and the loss of trust and respect from our stakeholders.

Performance
 In shifting our focus towards the Global Producers' Commitments, we supported fewer programmes this year, and in line with our 2020 target, we are prioritising impact, which involves supporting fewer but more effective programmes.

See page 39 for more detail.

NON-FINANCIAL 4

HEALTH AND SAFETY⁽ⁱⁱⁱ⁾ (LOST-TIME ACCIDENT FREQUENCY PER 1,000 EMPLOYEES)

1.66^Δ

Year	2011	2012	2013	2014	2015
Frequency	3.73	2.14	2.97	1.66 ^(iv)	1.66 ^Δ

Definition
 Number of accidents per 1,000 employees and directly supervised contractors resulting in time lost from work of one calendar day or more.

Why we measure
 Safety is a basic human right: everyone has the right to work in a safe environment, and our Zero Harm safety philosophy is that everyone should go home safe, every day, everywhere.

Performance
 Our overall lost-time accident frequency rate has remained static – despite improvements in our operations, our accident rate in offices and sales functions has increased. Addressing this will be a key focus for us in 2016.

See pages 44–45 for more detail.

NON-FINANCIAL 3

WATER EFFICIENCY^{(iii), (v)} (L/L)

6.0L/L^Δ

Year	2011	2012	2013	2014	2015
Efficiency (L/L)	7.2	6.9	7.0	6.8	6.0 ^Δ

Definition
 Ratio of the amount of water required to produce one litre of packaged product.

Why we measure
 Water is the main ingredient in all of our brands. To sustain production growth and respond to the growing global demand for water, we aim to improve efficiency, minimising our water use, particularly in water-stressed areas.

Performance
 11.8% improvement on 2014, resulting from process optimisations and improvements related to equipment, raw material handling, culture and behaviour towards water stewardship.

See page 41 for more detail.

We use the following 11 key performance indicators (KPIs) to measure our financial and non-financial performance.

Their relevance to our strategy and our performance against these measures are explained below:

Relevance to strategy

- 1 Efficient growth
- 2 Consistent value creation
- 3 Credibility and trust
- 4 Motivated people

FINANCIAL R 1

FREE CASH FLOW
(£ MILLION)

£1,963m

Year	2011	2012	2013	2014	2015
Value (£ million)	1,801	1,657	1,452	1,235	1,963

Definition
Free cash flow comprises the net cash flow from operating activities aggregated with the net cash received/paid for loans receivable and other investments, and the net cash cost paid for property, plant and equipment, and computer software.

Why we measure
Free cash flow is a key indicator of the financial management of the business and reflects the cash generated by the business to fund payments to our shareholders and acquisitions.

Performance
Improved working capital, primarily due to lower debtors driven by phasing of sales in the last quarter, was the biggest driver of the improvement in free cash flow.

[See page 23 for more detail.](#)

FINANCIAL 2

RETURN ON AVERAGE INVESTED CAPITAL
(ROIC) (%)⁽ⁱⁱ⁾

12.3%

Year	2011	2012	2013	2014	2015
Value (%)	16.0	16.3	16.5	14.1	12.3

Definition
Profit before finance charges and exceptional items attributable to equity shareholders divided by average invested capital. Invested capital comprises net assets aggregated with exceptional restructuring costs and goodwill at the date of transition to IFRS, excluding post employment liabilities, net borrowings and non-controlling interests.

Why we measure
ROIC is used by management to assess the return obtained from the group's asset base. Improving ROIC builds financial strength to enable Diageo to attain its financial objectives.

Performance
The additional investment in United Spirits Limited and its full consolidation reduced ROIC by 1.1 pps. Adverse exchange and lower income from associates resulted in a further reduction offset by organic operating profit growth.

[See page 23 for more detail.](#)

FINANCIAL R 2

TOTAL SHAREHOLDER RETURN (%)

2%

Year	2011	2012	2013	2014	2015
Value (%)	24	33	17	2	2

Definition
Percentage growth in the value of a Diageo share (assuming all dividends and capital distributions are re-invested).

Why we measure
As a public limited company, Diageo has a fiduciary responsibility to maximise long term value for shareholders. We also monitor our relative TSR performance against our peers.

Performance
Diageo delivered total shareholder return of 2% as dividends paid increased by 9% and earnings declined mainly as a result of adverse exchange movements.

NON-FINANCIAL 3

CARBON EMISSIONS^{(iii), (vi)}
(1,000 TONNES CO₂E)

652^Δ

Year	2011	2012	2013	2014	2015
Value (1,000 tonnes CO2e)	779	733	701	673	652 ^Δ

Definition
Absolute volume of carbon emissions, in 1,000 tonnes.

Why we measure
Carbon is a key element of our overall environmental impact and the impact of the industry. We recognise the importance of reducing our carbon emissions, not just to create efficiencies and savings now, but also to mitigate climate change and position us well for a low carbon economy in the future.

Performance
Improved performance resulting from cumulative impacts of multiple energy efficiency initiatives and switches to renewable fuels, predominately biogas recovery and reuse.

[See page 42 for more detail.](#)

NON-FINANCIAL 4

EMPLOYEE ENGAGEMENT INDEX (%)

75%

Year	2011	2012	2013	2014	2015
Value (%)	85	86	85	73 ^(vii)	75

Definition
Measured through our Values Survey; includes metrics for employee satisfaction, loyalty, advocacy and pride.

Why we measure
Employee engagement is a key enabler of our strategy and performance. The survey allows us to measure, quantitatively and qualitatively, how far employees believe we are living our values. The results inform our ways of working, engagement strategies and leadership development.

Performance
94% of our people participated in our Annual Values Survey. Our people confirmed that one of our core strengths continues to be our employees' pride and strong sense of ownership of our business and our brands.

[See pages 44–45 for more detail.](#)

Remuneration
Some KPIs are used as a measure in the incentives plans for the remuneration of executives. These are identified with the symbol **R**.

[See our Directors' remuneration report from page 63 for more detail.](#)

(i) For reward purposes this measure is further adjusted for the impact of exchange rates and other factors not controlled by management, to ensure focus on our underlying performance drivers.

(ii) The group has revised the return on average invested capital calculation by excluding the profit and net assets attributable to non-controlling interests. Comparative figures have been restated.

(iii) Excludes United Spirits Limited. See pages 38-47 for further details.

(iv) Revised comparative amount to be consistent with current year presentation, see more details on page 45.

(v) In accordance with Diageo's environmental reporting methodologies, data for each of the four years in the period ended 30 June 2014 has been restated and total water used excludes irrigation water for agricultural purposes on land under the operational control of the company.

(vi) Data for each of the four years in the period ended 30 June 2014 has been restated in accordance with the WRI/WBCSD GHG Protocol and Diageo's environmental reporting methodology.

(vii) In 2014, we reviewed our overall approach to measuring engagement, and adopted a revised index (it is not possible to restate prior year figures under the new method, so 2011-2013 show highly engaged scores based on the former method). The new index allows us to compare our results with other best-in-class organisations, and sets a more challenging benchmark for employee engagement. As part of this process, we changed our key performance indicator from 'super engagement' to 'engagement'.

^Δ Within KPMG's independent limited assurance scope. Please see page 143 for further details.

MARKET DYNAMICS

The global beverage alcohol market is large and diverse, with an estimated six billion equivalent units of alcohol sold each year, generating £300 billion of net sales. It is also one of the most regulated in the world, and beverage alcohol companies operate in the context of a range of stakeholder expectations and demands. This environment presents opportunities for a business like Diageo, with our global scale, our diverse range of leading brands, and our high standards of governance and ethics.

A growing global market

Beverage alcohol is a profitable, growing and attractive market in which to participate. Margins are significantly higher than for the overall consumer goods market, while, over the medium term, the industry is expected to grow in both volume and value. While the global market is split almost equally between emerging and developed markets, emerging markets are expected to grow at a faster rate.

Within emerging markets and developed markets, every individual market presents different consumer dynamics and a different outlook determined by specific local conditions. Our 21-market operating model, coupled with tailored local strategies, enables us to meet the specific needs of consumers across different geographies.

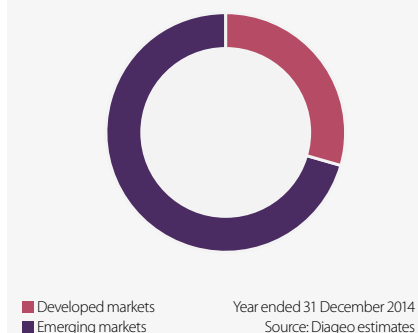
Opportunities in developed markets

In developed markets, the population is ageing, and in aggregate is growing more slowly than in emerging markets – in some countries it is shrinking. Overall, wealth is fairly static but is increasingly polarised as growth is skewed towards the most affluent. The opportunities in developed markets are therefore very different from emerging markets. Given the higher levels of disposable income and the importance of branding, in developed markets consumers are often prepared to pay more for high quality brands with heritage and provenance. Our key opportunities are to offer beer customers other products, particularly spirits, and, as tastes evolve, to encourage consumers to trade up within spirits brands.

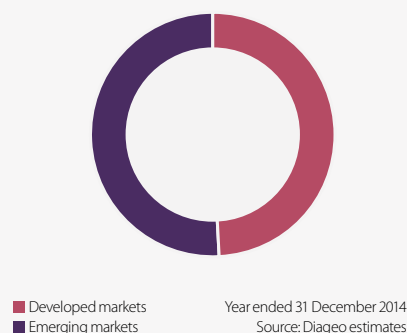
Opportunities in emerging markets

Growth of beverage alcohol consumption in emerging markets is driven by strong, underlying consumer fundamentals. The number of people of legal purchasing age is growing worldwide, and is set to increase by over 450 million over the next decade. Wealth is increasing, with the middle class growing. This means more consumers are

Split of global total beverage alcohol (TBA) volume (EU)



Split of global total beverage alcohol (TBA) net sales (£)



buying brands and they have more money to spend on them. There is a good opportunity for growth for spirits, as consumer tastes shift and disposable incomes rise.

Factors affecting consumer choices

While medium-term prospects for beverage alcohol are robust and positive for the reasons described above, in the short term there are particular challenges that face all consumer goods businesses.

Economic and political instability

Sudden changes to economic variables such as exchange rates and commodity prices, or changes in levels of political security, can reduce consumer confidence and spending power. Over the last year alone we have witnessed considerable economic, social and political upheaval in many places: huge currency devaluations in Venezuela; geo-political conflict in Russia and Ukraine; the Ebola outbreak; and terrorist threats in Nigeria and Kenya, to name some examples. The general operating environment will continue to be a turbulent and unpredictable one in which to compete.

Our approach is based on broad participation across geographies, categories and price tiers, which provides a natural

hedge against individual market volatility, while tailored strategies for each market allow us to respond quickly to local dynamics. Operationally, we continue to focus on improving our risk management processes, while our 21-market operating model enables our markets to respond quickly to local events and trends. Our renewed focus on managing the business according to what is actually bought by consumers rather than what we sell to our customers will also help to improve the consistency of our performance across markets.

Increasing expectations of businesses and brands

Consumers today – particularly millennials – have increasing expectations of the businesses behind the brands they love. It is not enough to provide a great product and brand experience: companies must make a contribution that goes beyond economic benefits, to encompass environmental and social benefits as well.

This is reflected in the developing regulatory framework for listed companies, which are expected to be transparent about their key social and environmental issues, and, through reporting, to demonstrate progress. Going beyond what is mandatory

has become the norm for global businesses, which are adopting various voluntary frameworks. These include the International Integrated Reporting Framework, published last year, the Global Reporting Initiative Guidelines, launched in 2000 and updated last year, and the United Nations Global Compact principles, established in 2006, all of which we follow in our reporting.

This high and growing level of regulation and scrutiny can be an advantage to companies with good corporate governance and the right approach to sustainability and responsibility.

Creating a positive role for alcohol in society

Diageo has always believed that creating a positive role for alcohol in society is about working in partnership with all the relevant stakeholders, through concerted industry initiatives. We are one of 13 global producers of beer, wine and spirits which, in 2013, launched a set of commitments designed to support Member States' implementation of the World Health Organization's (WHO) global strategy to reduce the harmful use of alcohol. They include a focus on reducing underage drinking, strengthening and expanding marketing codes of practice, providing consumer information and responsible product innovation, reducing drink driving, and enlisting the support of retailers to reduce harmful drinking.

Diageo also believes that the most effective alcohol policies are evidence-based, account for drinking patterns, target at-risk groups, treat all forms of alcohol equally, and involve all stakeholders. Such policies include mandating a minimum legal purchasing age of not less than 18; a maximum blood alcohol concentration (BAC) level for drivers of no more than 0.08mg; and lower BACs for novice and commercial drivers. Also effective are high-visibility enforcement campaigns of drink-driving laws and alcohol interlock devices for convicted drink drivers.

Diageo advocates these policies while opposing measures that are not based on evidence, and are likely to have unintended consequences. For example the use of high taxes to control consumption can in some cases push consumers to unregulated alcohol markets. These are potentially dangerous for consumers – what little is known about this 'unrecorded' alcohol, which the WHO estimates accounts for 25% of alcohol consumed, suggests that some may be contaminated, some toxic, and a risk to public health.

Factors affecting the operational environment

The developments in reporting social and environmental issues noted above are a reflection of their importance to business performance. The interdependence of companies and their local environments, communities and economies is a growing phenomenon, which Diageo has long recognised through our sustainability and responsibility programmes. In December 2014 we launched our 2020 Sustainability & Responsibility targets, which focus on three imperatives: leadership in alcohol in society; building thriving communities; and reducing our environmental impact.

Climate change and water scarcity

Companies – particularly those that rely on agricultural raw materials – are increasingly being affected by a variety of environmental issues associated with climate change, such as extreme weather events, water scarcity and biodiversity loss.

For the alcohol industry, water scarcity demands particular attention given that water is the main ingredient in all alcoholic beverages. The World Bank expects water scarcity to affect 2.8 billion people directly by 2025, and the increasing importance of water as a global issue is recognised in our Water Blueprint, launched in April 2015, which defines our strategic approach to water

stewardship across the value chain. The map below shows our sites located in water-stressed areas where our approach to water stewardship is particularly important.

Local communities and supply chains

Alcohol beverage companies contribute to the economic development of their communities in a variety of ways, whether through direct or indirect employment, taxes or community investment efforts. However, companies can further contribute by leveraging the economic impact of their entire value chain in the way they work with suppliers and customers – and doing so is an increasing expectation of the private sector by government and international development institutions. One powerful trend in the food and beverage industry is a focus on local sourcing in markets with an agricultural economy or the potential for one, and, in Africa, we have a target of sourcing 80% of agricultural materials locally (sourced within Africa and used by our African markets). This helps build trust with government and other stakeholders, can help secure supply, and it delivers wider benefits to the local community.



HOW WE WILL DELIVER OUR PERFORMANCE AMBITION

Diageo's performance drivers and Sustainability & Responsibility imperatives are key to achieving our Performance Ambition. Each of our 21 markets focuses on the priorities that are most relevant to driving growth and creating shared value in that market.

OUR SIX PERFORMANCE DRIVERS

1 Strengthen and accelerate growth of our premium core brands

Our premium core brands are sold in more than 180 countries around the world. They are enjoyed by consumers in developed markets and have wide appeal in emerging markets. They include iconic brands like Johnnie Walker, Smirnoff, Captain Morgan and Baileys.

2 Win in reserve in every market

Our reserve or luxury portfolio accounts for 13% of our total net sales. Over the last six years we have transformed our luxury brand building capabilities and are now the industry leader in the super and ultra premium segments.

3 Innovate at scale to meet new consumer needs

Our ability to innovate is a competitive advantage. A proven driver of growth, it is critical to the performance in each of our markets. Since 2009, innovation has accounted for at least half of Diageo's sales growth, growing double-digit each year.

4 Build and then constantly extend our advantage in route to consumer

Our global programme looks at how we can profitably extend where our brands appear and improve the quality of how they appear at every appropriate drinking or buying occasion, achieving higher rates of sale in an efficient way.

5 Drive out costs to invest in growth

Increasing productivity and efficiency within Diageo will improve profitability and allow us to invest back into the business to drive growth.

6 Ensure we have the talent to deliver our Performance Ambition

We employ bright, collaborative people at all levels in our business, and must continue to do so if we are to achieve our Performance Ambition. Ensuring that we have the best talent – now and in the future – is one of our biggest challenges and one of our greatest opportunities.

OUR THREE SUSTAINABILITY & RESPONSIBILITY IMPERATIVES

1 Leadership in alcohol in society

Creating a positive role for alcohol in society is our primary focus, and over the last decade we have supported hundreds of programmes to tackle harmful drinking and encourage responsibility. We will continue these efforts with our various stakeholder partners as well as focus on delivering the five Global Producers' Commitments⁽ⁱ⁾.

2 Building thriving communities

Our distilleries, breweries and wineries are at the heart of our communities, and we have a responsibility to create shared value throughout our supply chain. Our targets commit us to further partnerships with local farmers and agricultural communities to develop more sustainable supply chains and secure our raw material supply.

3 Reducing our environmental impact

Recognising that our impact on the environment is not limited to our own sites, our targets reflect the need to better manage water stewardship and carbon emissions across our whole supply chain. We will work increasingly with suppliers, striving to decouple the growth of our business from our impact on the environment.

(i) For more information on the Beer, Wine and Spirits Producers' commitments, visit www.producerscommitments.org.

Here we share a selection of case studies that demonstrate how we are executing our performance drivers at a market and global level. The case studies also show how our approach to Sustainability &

Responsibility, including our commitment to governance and ethics, supports everything we do to deliver our Performance Ambition.

INNOVATING ON OUR PREMIUM CORE BRANDS

EUROPE – WESTERN EUROPE (GREAT BRITAIN)



Guinness, Gordon's, Smirnoff and Captain Morgan – between them, these iconic premium core brands share a rich heritage. These are brands that for years have delighted consumers, and in 2015, they are all building on their strengths and innovating to unleash their full potential.

In Great Britain there is good potential to grow the spirits industry – not by getting people to drink more, but by getting them to drink better. Focus on strengthening and innovating on our premium core brands – with launches this year of Captain Morgan White Rum, Smirnoff Ice Double Black, the Guinness Dublin and West Indies Porters, and Gordon's pouches – is key to unlocking growth. This year nearly 11% of our net sales in Great Britain were delivered by innovation. Diageo will continue to innovate to meet consumer needs, driving growth for our customers and our business.

Launching market-leading innovations across a variety of price points is no small undertaking – we have around 180 people

working in innovation roles around the world, with 35 people working in innovation research and development in Great Britain. Finding and keeping the right people is a real challenge here, with so many companies fighting for talent. But we have an advantage. Our reputation for ground-breaking innovation, our leadership in alcohol in society, and the opportunities we offer employees to give something back through working with young adults on our Learning for Life programme, are at the heart of Diageo's appeal as the custodian of the great brands people enjoy – and love to celebrate with – every day, everywhere.



WINNING IN RESERVE IN MEXICO

LATIN AMERICA AND CARIBBEAN – MEXICO

Overall our business in Mexico grew 13% this year. We have a strong scotch portfolio and benefit from a range of brands across price points. We are also winning in reserve in Mexico, an important growth area for Diageo. We now have a market share of over 80% in luxury spirits, and we continue to invest. This year we continued to grow at a high double-digit rate, led by Zacapa and Johnnie Walker Blue Label, and we further strengthened our reserve portfolio with the acquisition of full global ownership and control of luxury brand Don Julio Tequila.

In a growing market that presents many opportunities, but also a changing regulatory landscape, building our business in Mexico needs to be underpinned by a significant and important focus on building trust and respect for Diageo, both nationally and locally in key cities.

We aim to be trusted and respected by the authorities who affect our business through regulation and taxation through both our broader approach to promoting responsible lifestyles and our



Learning for Life training programme, helping people find jobs in the hospitality industry. Our Actuando Mejor or Model Cities programme is perhaps one of the most successful responsible drinking programmes we have ever developed. In the three years since it was launched, it has moved beyond Diageo to become a social movement and, as a recent evaluation shows, is shifting consumer attitudes with regards to drink driving and consumption patterns, and attitudes of vendors with regards to selling to minors.

Diageo is well placed to drive financial performance in Mexico, and is committed to the long term development of the beverage alcohol industry, which includes building economic and social value.



INNOVATION IN NORTH AMERICAN WHISK(EY)

NORTH AMERICA – SPIRITS AND WINES

The beverage alcohol market in North America is competitive, and it's been a challenging year. The attractiveness of the market means it is one that others want to enter, leading to brand proliferation in most categories. To address this we have focused keenly on our innovation performance driver. This year, we launched our successful Crown Royal Regal Apple innovation. Crown Royal Regal Apple responds to the growing trend for flavour innovations in whisk(ey) and is an example of how we use innovation to rapidly respond to changing consumer tastes.



We also know that consumers have increasing expectations of the companies behind their favourite brands, expecting them to deliver environmental and social, as well as economic, benefits. This focus from consumers is aligned with our commercial interests. Sustainable manufacturing delivers efficiencies in our supply chain, while minimising our impact at a local level. For example, Diageo is building a new distillery in Shelbyville, Kentucky, due to be commissioned in 2016, which has been designed specifically to minimise impacts on local watersheds.

We have also scored an industry first for US consumers. After 12 years of advocating with a coalition of consumer and public health advocates, the US government recently allowed alcohol companies to include alcohol content and nutritional information per typical serve on packaging. In March we followed this by announcing our commitment to provide consumers around the world with this information – a first for any alcohol company. This is another example of how Diageo is helping consumers make more informed choices. See further details on page 39.

MADE USING A TRADITIONAL CHAMPAGNE FILTRATION METHOD DEVELOPED BY P.A. SMIRNOFF, WHICH HAS BEEN CRAFTED FOR A LONG TIME AFTER INSPIRING RUSSIA AND THE BOLSHEVIST REVOLUTION.

Serving Facts

Serving Size	1.5 fl. oz. (44 mL)
Servings per Container	17
Amount Per Serving	
Alcohol by volume	40%
fl. oz. of alcohol*	0.6
Calories	96
Carbohydrate	0g
Fat	0g
Protein	0g

* According to the U.S. Dietary Guidelines, a "drink" contains 0.6 fluid ounces of alcohol.

GOVERNMENT WARNING: (1) ACCORDING TO THE SURGEON GENERAL, WOMEN SHOULD NOT DRINK ALCOHOLIC BEVERAGES DURING PREGNANCY BECAUSE OF THE RISK OF BIRTH DEFECTS. (2) CONSUMPTION OF ALCOHOLIC BEVERAGES IMPAIRS YOUR ABILITY TO DRIVE A CAR OR OPERATE MACHINERY, AND MAY CAUSE HEALTH PROBLEMS.

750 mL PLEASE RECYCLE Drink Responsibly www.DRINKIQ.com

1A 5¢, ME, VT 15¢

0 820060 8

750 mL PLEASE RECYCLE Drink Responsibly www.DRINKIQ.com

1A 5¢, ME, VT 15¢

0 820060 8

MADE USING A TRADITIONAL CHAMPAGNE FILTRATION METHOD DEVELOPED BY P.A. SMIRNOFF, WHICH HAS BEEN CRAFTED FOR A LONG TIME AFTER INSPIRING RUSSIA AND THE BOLSHEVIST REVOLUTION.

1,866.548.1544

GOVERNMENT WARNING: (1) ACCORDING TO THE SURGEON GENERAL, WOMEN SHOULD NOT DRINK ALCOHOLIC BEVERAGES DURING PREGNANCY BECAUSE OF THE RISK OF BIRTH DEFECTS. (2) CONSUMPTION OF ALCOHOLIC BEVERAGES IMPAIRS YOUR ABILITY TO DRIVE A CAR OR OPERATE MACHINERY, AND MAY CAUSE HEALTH PROBLEMS.

750 mL PLEASE RECYCLE Drink Responsibly www.DRINKIQ.com

1A 5¢, ME, VT 15¢

0 820060 8

750 mL PLEASE RECYCLE Drink Responsibly www.DRINKIQ.com

1A 5¢, ME, VT 15¢

0 820060 8

MADE USING A TRADITIONAL CHAMPAGNE FILTRATION METHOD DEVELOPED BY P.A. SMIRNOFF, WHICH HAS BEEN CRAFTED FOR A LONG TIME AFTER INSPIRING RUSSIA AND THE BOLSHEVIST REVOLUTION.

1,866.548.1544

GOVERNMENT WARNING: (1) ACCORDING TO THE SURGEON GENERAL, WOMEN SHOULD NOT DRINK ALCOHOLIC BEVERAGES DURING PREGNANCY BECAUSE OF THE RISK OF BIRTH DEFECTS. (2) CONSUMPTION OF ALCOHOLIC BEVERAGES IMPAIRS YOUR ABILITY TO DRIVE A CAR OR OPERATE MACHINERY, AND MAY CAUSE HEALTH PROBLEMS.

750 mL PLEASE RECYCLE Drink Responsibly www.DRINKIQ.com

1A 5¢, ME, VT 15¢

0 820060 8

750 mL PLEASE RECYCLE Drink Responsibly www.DRINKIQ.com

1A 5¢, ME, VT 15¢

0 820060 8

MADE USING A TRADITIONAL CHAMPAGNE FILTRATION METHOD DEVELOPED BY P.A. SMIRNOFF, WHICH HAS BEEN CRAFTED FOR A LONG TIME AFTER INSPIRING RUSSIA AND THE BOLSHEVIST REVOLUTION.

1,866.548.1544

GOVERNMENT WARNING: (1) ACCORDING TO THE SURGEON GENERAL, WOMEN SHOULD NOT DRINK ALCOHOLIC BEVERAGES DURING PREGNANCY BECAUSE OF THE RISK OF BIRTH DEFECTS. (2) CONSUMPTION OF ALCOHOLIC BEVERAGES IMPAIRS YOUR ABILITY TO DRIVE A CAR OR OPERATE MACHINERY, AND MAY CAUSE HEALTH PROBLEMS.

750 mL PLEASE RECYCLE Drink Responsibly www.DRINKIQ.com

1A 5¢, ME, VT 15¢

0 820060 8

750 mL PLEASE RECYCLE Drink Responsibly www.DRINKIQ.com

1A 5¢, ME, VT 15¢

0 820060 8

MADE USING A TRADITIONAL CHAMPAGNE FILTRATION METHOD DEVELOPED BY P.A. SMIRNOFF, WHICH HAS BEEN CRAFTED FOR A LONG TIME AFTER INSPIRING RUSSIA AND THE BOLSHEVIST REVOLUTION.

1,866.548.1544

GOVERNMENT WARNING: (1) ACCORDING TO THE SURGEON GENERAL, WOMEN SHOULD NOT DRINK ALCOHOLIC BEVERAGES DURING PREGNANCY BECAUSE OF THE RISK OF BIRTH DEFECTS. (2) CONSUMPTION OF ALCOHOLIC BEVERAGES IMPAIRS YOUR ABILITY TO DRIVE A CAR OR OPERATE MACHINERY, AND MAY CAUSE HEALTH PROBLEMS.

750 mL PLEASE RECYCLE Drink Responsibly www.DRINKIQ.com

1A 5¢, ME, VT 15¢

0 820060 8

750 mL PLEASE RECYCLE Drink Responsibly www.DRINKIQ.com

1A 5¢, ME, VT 15¢

0 820060 8

ROUTE TO CONSUMER ENHANCEMENTS IN GHANA DRIVE PERFORMANCE

AFRICA – AFRICA REGIONAL MARKETS (GHANA)

A depreciating local currency and demand for energy exceeding supply are examples of the operational issues that require our business in Ghana to think ever more creatively to drive performance. The discipline and structure of our six performance drivers have been essential in helping the team to make the bold decisions needed to take advantage of the potential the market offers and gain share.

Our route to consumer performance driver has the ability to significantly accelerate our performance in our markets. It multiplies the performance impact from strong execution on premium core, reserve and innovation, drives efficiencies in the supply chain and improves cash conversion. It also encourages productive use of trade and marketing investment and grows our sales people to be best-in-class.

Focusing on the route to consumer programme in Ghana is generating results. This year we have seen a strong sales uplift in Guinness Malta and Star lager driven by expanded coverage, a change to a more active sales culture and tactical execution. Moreover, we have made an important contribution to the underlying costs of the business by increasing local raw material sourcing from around 11% in 2012 to 45% in 2015. As well as



protecting our business from exchange rate risk, local sourcing brings benefits to the local economy and communities.

Our environmental targets are helping us focus here too. Our aim of equipping local suppliers to protect water resources in water-stressed areas has caused us to invest in our Water of Life programmes where we source our raw materials, including, in 2015, 11 projects aiding close to 60,000 people, while also benefiting Diageo through guaranteeing the sustainability of our supply chain.

This work is not going unnoticed by the government and regulators, who are increasingly engaging with us on issues that matter, such as effective regulation of our industry. They are also seeking our input into how other local crops, such as sugar cane, may be used for beverage alcohol production. All these speak to our effectiveness and are mirrored in Ghana's net sales growth of 32% this year.

GLOBAL SERVICES REDUCE COSTS FOR OUR LOCAL MARKETS



Global Diageo Business Services (GDBS) provides a broad range of services from information systems management to general accounting, purchase and sales order processing, financial planning and reporting. These services are provided to Diageo businesses across the world from a network of four regional service centres. Their global scale and reach deliver significant cost savings and a strong control environment, while freeing our local teams to market and sell our great brands to customers and consumers. GDBS has delivered £49 million in savings since 2013, achieving an average year-on-year productivity of around 12% which is above world-class benchmarks for multi-functional shared services.

GDBS will create a further £50 million in savings by 2018, through operational efficiencies and extension into new services. Significantly, GDBS is developing an analytics service to provide business insights to drive performance, while equipping local sales teams with best-in-class technical solutions.

In support of our marketing agenda, a market-leading cloud-based digital infrastructure has been established, providing a cost effective, scalable and secure platform for our digital assets. Using external benchmarking, a comprehensive plan has been developed with our marketing function to accelerate digital capability building on this core platform.



INTEGRATING UNITED SPIRITS LIMITED (USL)

ASIA PACIFIC – INDIA

Our business in India is being transformed through the acquisition of USL. Integrating businesses is always a challenge, not least when you are introducing a new culture and different working practices. But, what really makes the difference is the determination of our teams in Diageo India and USL to make the transformation a success.

One of the biggest changes for USL has been the introduction of Diageo’s operational and governance standards. One example of the steps that have been taken within USL is the establishment of a new compliance and ethics team to lead the effort, bringing USL’s Code of Business Conduct in line with Diageo’s, and an intense training effort to get USL’s nearly 7,000 employees up to speed on the policies relevant to them.

Meanwhile, employees have also been getting accustomed to Diageo’s safety culture and practices, which have made a huge difference to the lost-time accident rate – USL achieved its first ever accident-free month in March 2015.

We have always believed that our iconic brands, our global reach and our reputation as a trusted and respected business are central to our appeal – and that’s borne out in what USL employees say about their pride in becoming part of Diageo, and their eagerness for the opportunities it offers to work alongside our iconic brands in many parts of the world.



HOW WE PROTECT OUR BUSINESS: RISK MANAGEMENT AND PRINCIPAL RISKS

Our Performance Ambition calls on us to be bold and to act like owners. Well managed risk taking lies at the heart of this. Great risk management drives better commercial decisions, creating a growing, resilient and sustainable business.

Our approach

Our risk management framework is straightforward. We believe that great risk management starts with the right conversations, that drive better business decisions. We assign clear accountability for managing our risks in the right way. It is the responsibility of each market and function to manage its risks directly, and then to report on the risks and their management to the relevant Executive member. The Diageo Executive reviews the effectiveness of risk management through the Audit & Risk Committee, and the Board exercises independent review through the Audit Committee, supported by Global Audit & Risk. The Diageo Executive updates the group's risk assessment annually, which is

reviewed by the Board. Similarly, all markets and functions perform annual risk assessments and, at all levels in the business, risks are reviewed throughout the year, with updates to risks and/or mitigation plans made as necessary.

 Further details about the group's risk management approach are described in the Report of the Audit Committee on page 60.

Focus in the year

The Diageo Executive and Board considered the risks described here as the group's key risks for this financial year. These range from risks that are wholly internal in interest (focus on sales and marketing talent) to risks that involve Diageo's place in society and

evolving global threats (for example, cyber threat, and the risk of politically motivated violence). A revised Risk Management global standard, launched in August 2014, places renewed emphasis on leadership behaviours and on ensuring risk management is a basic part of doing business every day.

Beyond the set of key group risks, the Audit Committee also receives periodic updates on emerging or otherwise topical risks. For example, during the year, the Audit Committee received an update on brand assurance, which examined the nature of the risk (e.g. protection of brand intellectual property) as well as the specific risks faced by Diageo and how we are managing them.

ECONOMIC AND POLITICAL CHANGE

Risk 1 2
 Significant local volatility or upheaval, or failure to react quickly enough to increasing volatility.

Impact

- Social unrest, liquidity issues, inflationary pressures, changes to tax systems and/or eroded consumer confidence, impacting our people's safety, our assets' security, business forecasting and/or performance.

How we mitigate

- On the ground market and country intelligence to build local preparedness for rapid change in external environment.
- Market visits by Chief Executive and other senior executives to review local strategy.
- Market-sensitive multi-country investment and capacity expansion strategy, and local sourcing strategy (e.g. to minimise currency risk).
- Monitoring and, where appropriate, expressing views on the formulation of tax laws either directly or through trade associations or similar bodies.

Developments in 2015

- Enhanced review by Audit & Risk Committee of market plans to deal with volatility.
- Use and development of scenario planning tools to build responses to future uncertain conditions.

NON-COMPLIANCE WITH LAWS AND REGULATIONS

Risk 1 2 3 4
 Non-compliance with local laws or regulations, or breach of our internal global policies and standards and/or significant internal control breakdown.

Impact

- Severe damage to our corporate reputation and/or significant financial penalty.

How we mitigate

- Code of Business Conduct (Code) and periodic refresh training for employees on our global policies.
- Internal control assurance programme, with local management accountability.
- Strong tone from the top, anchored by our Performance Ambition of 'most trusted and respected'.

Developments in 2015

- Embedding the control and compliance frameworks in recent acquisitions.
- Enhancing internal processes for managing allegations of breaches of our Code.
- We have implemented an automated tool to improve the efficiency of aspects of our anti-bribery and corruption third party due diligence programme.
- Greater emphasis on developing the capabilities of our control and compliance global community.

RESPONSIBLE ALCOHOL PROMOTION AND CONSUMPTION

Risk 2 3 4
 Failure to address the concerns of multiple stakeholders about the promotion and consumption of alcohol.

Impact

- One or more governments impose restrictions on access and/or increase tax and/or duty.
- Damage to our corporate reputation.

How we mitigate

- New Alcohol in Society targets including implementation of Global Producers' Commitments to Reduce Harmful Drinking and increased focus on programmes in markets with measurable outcomes.
- Strengthen industry response at global and local level.
- Increase knowledge about alcohol among stakeholders and consumers through the provision of information on packaging, online and via training courses.

Developments in 2015

- There have been no significant new regulations against alcohol during 2015, although restrictions on retail sales of beer in Indonesia impacted our business in South-East Asia.
- The Global Producers' Commitments to Reduce Harmful Drinking have been incorporated into the business performance review cycle.

Relevance to strategy

- 1 Efficient growth
- 2 Consistent value creation
- 3 Credibility and trust
- 4 Motivated people

CRITICAL INDUSTRY DEVELOPMENTS

Risk 1 2 3
 Failure to shape or participate in critical industry developments.

Impact

- Consumers move away from our brands.
- Less efficient business model compared to key competitors.

How we mitigate

- Broad portfolio of brands to ensure coverage of consumer trends.
- Continuous assessment and optimisation of business efficiencies.
- Rigorous processes of strategy development and governance at corporate and market level.
- Focus on building strategic capability at market level.

Developments in 2015

- Our mitigation approaches remain unchanged, and we have continued to deploy them in response to industry changes.
- For example, as the industry has seen accelerated growth in global primary Scotch, we have drawn on the breadth of our brand portfolio to meet this consumer demand e.g. in Mexico, with Black & White.

BUSINESS ACQUISITIONS

Risk 1 2 3
 Failure to deliver value from acquisitions and/or integrate them into Diageo effectively, including failure to embed Diageo's standards of compliance with laws, internal policies and controls.

Impact

- Business case for an acquisition is not delivered resulting in impairment charges on goodwill or other intangible assets and failure to meet financial targets.
- Market confidence in Diageo's ability to deliver on its strategy is weakened.
- Damage to our corporate reputation.
- Prospects for securing regulatory approval for other potential business combinations are harmed.

How we mitigate

- Board and Executive Committee regularly track actual performance against the business case.
- Global minimum standards for control and compliance for post-acquisition entities, subject to internal audit review.

Developments in 2015

- We have continued to monitor the M&A environment and transact where appropriate (e.g. acquisition of 50% of Don Julio).
- Our focus has been on embedding recent acquisitions (e.g. USL) and, for acquisitions this year (Don Julio), making sure we have the right governance and integration platforms in place.

SUSTAINABILITY & RESPONSIBILITY

Risk 2 3 4
 Failure to meet the expectations of stakeholders to make a positive contribution to the sustainability agenda.

Impact

- Long term damage to our corporate reputation.
- Less influence shaping the citizenship and sustainability agenda as it relates to beverage alcohol.

How we mitigate

- Sustainability & Responsibility Strategy based on material issues and stakeholder expectations at global and market level.
- Programmed delivery against a clear set of targets aligned to external stakeholders.
- Development of partnerships with external stakeholders to support delivery and scale up of strategy.

Developments in 2015

- We have announced new 2020 Sustainability & Responsibility targets.
- The emerging UN Sustainable Development Goals identify critical areas for activity. There is also a trend towards greater transparency on performance and the impact of our activities.
- In India, we are integrating and developing our environmental standards and community programmes with USL.

CYBER THREAT

Risk 1 2 3 4
 Theft, loss and misappropriation of Diageo's most important digital assets.

Impact

- Financial loss, operational disruption and reputational damage.
- Non-compliance with statutory data protection legislation.

How we mitigate

- Employees trained on information management and security.
- Monitoring, identification and addressing of cyber threats and suspicious internal computer activity.
- Crisis response exercises to test and build resilience to cyber attacks.

Developments in 2015

- Continuous evolution of our response against the increase in the number and sophistication of cyber incidents.
- Increase in, and strengthening of, data protection laws in jurisdictions worldwide demanding ever greater focus on safeguarding data privacy.

TALENT

Risk 1 2 3 4
 Inability to recruit, retain and develop sufficient sales and marketing talent particularly in developing markets.

Impact

- Failure to achieve our growth plans.

How we mitigate

- Significant focus and intervention on moving talent into key local roles in developing markets.
- Strengthened learning and development strategy across the business.

Developments in 2015

- Global Talent Team established to ensure we have the talent pipeline to fill critical leadership roles, supported by a bigger focus on succession planning and external recruitment.
- We completed an in-depth analysis of commercial capability across our markets and have agreed a common set of commercial operating standards and supporting capability programmes and investment.

POLITICALLY MOTIVATED VIOLENCE

Risk 1 3 4
 Impacts from politically motivated violence, including terrorism.

Impact

- Diageo employees, sites or supply chain threatened and/or harmed.
- Our ability to operate in key markets is disrupted.

How we mitigate

- Monitoring of local security situation.
- In-country security managers oversee people security, physical security and business continuity programmes.
- Above-market travel security programme for all Diageo travellers.
- Above- and in-market liaison with government, academia, and industry on evolving threats and responding to incidents.

Developments in 2015

- Formulating standardised security threat levels to provide clarity for site response to threats.
- Expanding mandatory travel security training to markets with increasing risk.
- Political violence included in cross-functional risk scanning.

GROUP FINANCIAL REVIEW

Reported net sales up

5%

with full consolidation of United Spirits

Free cash flow of

£2bn

up £0.7 bn

9%

final dividend increase to give recommended full year dividend of 56.4 pence

Organic net sales

flat

Organic operating margin up

24bps

Shipment volume down

1%

Depletion volume is estimated to be up

1%

Basic eps

95.0 pence

up 6%

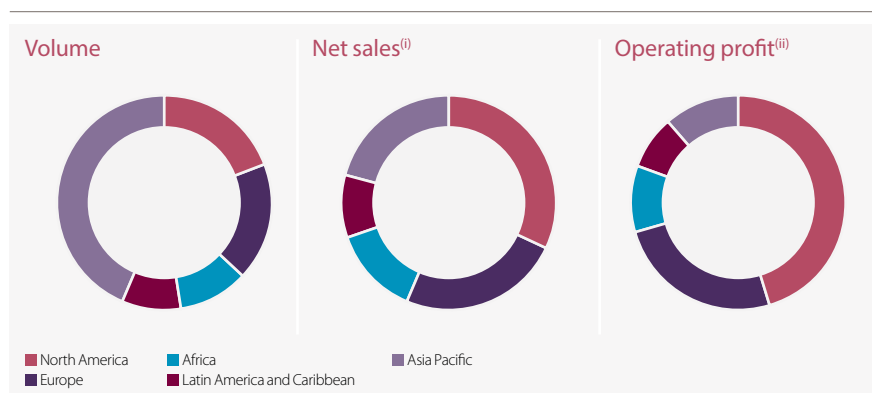
Eps before exceptional items

88.8 pence

due to adverse exchange and associates, offset by underlying improvements

“ Our performance this year reflected both the volatile global consumer and economic environment and the actions we took to strengthen the business. Reported net sales were up with the integration of USL and organic net sales flat driven by currency related challenges in specific emerging markets and embedding our sell out discipline. Our focus on cost delivered savings and drove margin expansion, prioritising cash resulted in a marked cash flow improvement and we continued to invest for the future.

Deirdre Mahlan, Chief Financial Officer



(i) Excluding corporate net sales. (ii) Before exceptional items and corporate costs.

Key performance indicators		2015	2014
Organic net sales growth	%	-	-
Organic operating margin improvement	basis points	24	77
Earnings per share before exceptional items	pence	88.8	95.5
Free cash flow	£ million	1,963	1,235
Return on average invested capital (ROIC) ⁽ⁱ⁾	%	12.3	14.1

Other financial information		2015	2014
Volume	EUm	246.2	156.1
Net sales	£ million	10,813	10,258
Marketing spend	£ million	1,629	1,620
Operating profit before exceptional items	£ million	3,066	3,134
Operating profit	£ million	2,797	2,707
Share of associates and joint ventures profit after tax	£ million	175	252
Non-operating items	£ million	373	140
Net finance charges	£ million	412	388
Reported tax rate	%	15.9	16.5
Reported tax rate before exceptional items	%	18.3	18.2
Profit attributable to parent company's shareholders	£ million	2,381	2,248
Basic earnings per share	pence	95.0	89.7
Recommended full year dividend	pence	56.4	51.7

Organic growth by region	Volume %	Net sales %	Marketing spend %	Operating profit ⁽ⁱⁱⁱ⁾ %
North America	(3)	(1)	(4)	(2)
Europe	-	-	2	3
Africa	7	6	4	10
Latin America and Caribbean	(7)	(1)	6	(3)
Asia Pacific	(3)	(2)	(8)	7
Diageo ⁽ⁱⁱⁱ⁾	(1)	-	(1)	1

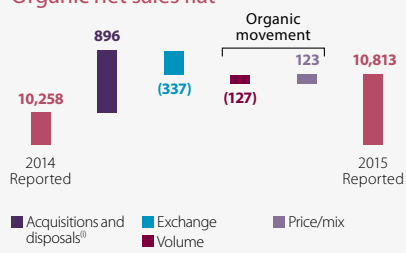
(i) The group has revised the calculation of ROIC by excluding the net assets and net profit attributable to non-controlling interests. Before this adjustment, in the year ended 30 June 2014 the ROIC reported was 13.7%.

(ii) Before exceptional items.

(iii) Includes Corporate. In the year ended 30 June 2015 Corporate reported net sales and net operating charges before exceptional items were £90 million (2014 – £79 million) and £123 million (2014 – £130 million), respectively. The reduction in net operating charges before exceptional items is largely due to cost savings and exchange.

Net sales growth (£ million)

The full consolidation of USL, partly offset by adverse exchange delivered reported net sales growth of 5%. Organic net sales flat

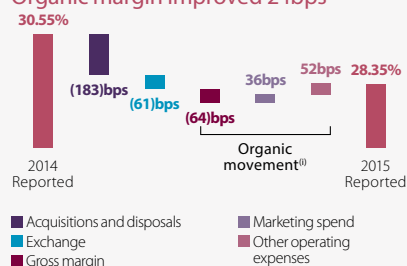


(i) Impact of acquisitions and disposals on 2014 and 2015. See page 24 for further details.

Reported net sales were up 5%, largely driven by the full consolidation of USL, which contributed £921 million of net sales. Currency weakness, other than the US dollar, had an adverse impact on net sales. Organic volume decline was largely driven by lower shipments in the United States, reduction in inventory levels in South East Asia and West LAC, and the impact of pricing in Venezuela and Brazil. While these price increases contributed to positive price, the main driver of organic price/mix was positive mix, led by growth of reserve and Crown Royal.

Change in operating margin (%)

Full consolidation of USL rebased operating margin by c200bps. Organic margin improved 24bps

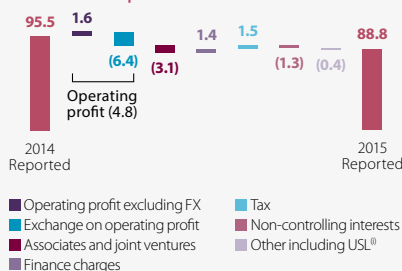


(i) Exchange impacts in respect of profit on intergroup sales of products and the intergroup recharges have been re-allocated to the respective profit and loss lines for the purposes of calculating margin impacts only.

The full consolidation of USL lowered reported operating margin for the group. The organic improvement in margin was largely as a result of cost savings and efficiencies, which more than offset the impact of cost inflation and negative market mix.

Earnings per share before exceptional items (pence)

Eps before exceptionals impacted by adverse exchange and decrease in associate profit



(i) The impact of fully consolidating USL results is included in other. The movements for operating profit, finance charges, tax and non-controlling interests, all exclude USL.

Eps before exceptional items fell 6.7 pence largely as a result of adverse exchange movements and lower income from associates and joint ventures. Organic growth in operating profit had a positive impact on eps. Net finance charges excluding acquired debt in USL reduced due to lower interest rates which benefited eps. Basic eps was 95.0 pence (year ended 30 June 2014 – 89.7 pence), with exceptional items increasing eps by 6.2 pence (year ended 30 June 2014 – 5.8 pence unfavourable).

Movement in net finance charges	£ million
2014 Reported	388
Net interest charge decrease	(48)
Consolidation of net borrowings acquired in USL	60
Movement in other finance charges	12
2015 Reported	412

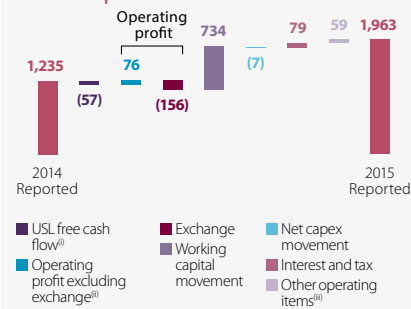
	2015	2014
Average monthly net borrowings (£ million)	10,459	9,174
Effective interest rate ⁽ⁱ⁾	3.5%	3.8%

(i) For the calculation of the effective interest rate, the net interest charge excludes fair value adjustments to derivative financial instruments and borrowings. Average monthly net borrowings include the impact of interest rate swaps that are no longer in a hedge relationship but excludes the market value adjustment for cross currency interest rate swaps.

The increase in average net borrowings was principally the result of the acquisition of the controlling interest in USL, completed on 2 July 2014, and the consolidation of USL's net borrowings. The effective interest rate decreased in the year ended 30 June 2015 as the negative impact of consolidating USL's net borrowings was more than offset by lower interest rates on new debt issued and an increase in the proportion of floating rate debt through the use of swaps.

Free cash flow (£ million)

Positive working capital movement drove improvement in free cash flow

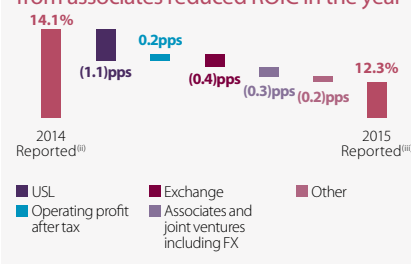


(i) USL free cash flow is shown separately and is excluded from the other line items shown above.
(ii) Operating profit adjusted for non-cash items including depreciation and amortisation.
(iii) Other operating items includes pension related payments, dividends received from associates and joint ventures, movements in loans receivable and other investments, and payments in respect of the settlement of Thalidomide.

The increase in free cash flow was primarily driven by the positive working capital movement. This was largely due to lower debtors as a result of phasing of shipments, with days sales outstanding 6 days lower than last year. This compares with an increase in debtors in the prior year.

Return on average invested capital (%)⁽ⁱ⁾

The investment in USL has rebased ROIC. Adverse exchange and lower income from associates reduced ROIC in the year



(i) ROIC calculation excludes exceptional items.
(ii) The group has revised the calculation of ROIC by excluding the net assets and net profit attributable to non-controlling interests. Before this adjustment, in the year ended 30 June 2014 the ROIC was reported as 13.7%.
(iii) For the years ended 30 June 2014 and 30 June 2015 average net assets were adjusted for the inclusion of USL as though it was owned throughout the year as it became an associate on 4 July 2013 and a subsidiary on 2 July 2014.

The additional investment in USL and full consolidation of its results reduced ROIC by 1.1pps. Exchange movements reduced operating profit, but the impact on ROIC was partially offset by exchange reducing invested capital. Lower income from associates reduced ROIC in the year.

INCOME STATEMENT

	2014 £ million	Exchange (a) £ million	Acquisitions and disposals (b) £ million	Organic movement £ million	2015 £ million
Sales	13,980	(509)	2,321	174	15,966
Excise duties	(3,722)	172	(1,425)	(178)	(5,153)
Net sales	10,258	(337)	896	(4)	10,813
Cost of sales ⁽ⁱ⁾	(4,006)	61	(666)	26	(4,585)
Gross profit	6,252	(276)	230	22	6,228
Marketing	(1,620)	47	(74)	18	(1,629)
Other operating expenses ⁽ⁱ⁾	(1,498)	68	(85)	(18)	(1,533)
Operating profit before exceptional items	3,134	(161)	71	22	3,066
Exceptional operating items (c)	(427)				(269)
Operating profit	2,707				2,797
Non-operating items (c)	140				373
Net finance charges	(388)				(412)
Share of after tax results of associates and joint ventures	252				175
Profit before taxation	2,711				2,933
Taxation	(447)				(466)
Profit from continuing operations	2,264				2,467
Discontinued operations (c)	(83)				-
Profit for the year	2,181				2,467

(i) Before exceptional operating items.

(a) Exchange

The impact of movements in exchange rates on reported figures is principally in respect of the Venezuelan bolivar, the euro, the Russian rouble and the US dollar.

In February 2015, the Central Bank of Venezuela opened a new mechanism (known as SIMADI) that allows private and public companies to trade foreign currency with fewer restrictions than other mechanisms in Venezuela. As a result, the group has used the SIMADI exchange rate to consolidate its Venezuelan operations for the year ended 30 June 2015. For the year ended 30 June 2014, the group applied the Sicad II exchange rate to consolidate its operations in Venezuela.

Applying the SIMADI consolidation rate of \$1 = VEF197.30 (£1 = VEF309.76) compared to the Sicad II rate of \$1 = VEF49.98 (£1 = VEF85.47) would have reduced net assets and cash and cash equivalents as at 1 July 2014 by £60 million and £52 million, respectively, and would have reduced the previously reported net sales and operating profit for the year ended 30 June 2014 by £57 million and £36 million, respectively.

The effect of movements in exchange rate and other movements on profit before exceptional items and taxation for the year ended 30 June 2015 is set out in the table below.

	Year ended 30 June 2015	Year ended 30 June 2014
Exchange rates		
Translation £1 =	\$1.57	\$1.63
Transaction £1 =	\$1.58	\$1.59
Translation €1 =	€1.31	€1.20
Transaction €1 =	€1.23	€1.26

	Gains/ (losses) £ million
Translation impact	(72)
Transaction impact	(89)
Operating profit before exceptional items	(161)
Net finance charges – translation impact	(7)
Mark to market impact of IAS 39 on interest expense	8
Impact of IAS 21 and IAS 39 on net other finance charges	1
Interest and other finance charges	2
Associates – translation impact	(20)
Profit before exceptional items and taxation	(179)

(b) Acquisitions and disposals

The impact of acquisitions and disposals on the reported figures was primarily attributable to the full consolidation of United Spirits Limited (USL) from 2 July 2014 and the acquisition of the Mexican distribution rights of Don Julio, partially offset by the disposal of The Old Bushmills Distillery Company Limited on 27 February 2015 and Gleneagles Hotels Limited on 30 June 2015. See page 50 for further details.

(c) Exceptional items

Exceptional operating charges of £269 million (2014 – £427 million) in the year ended 30 June 2015 comprise:

- £47 million (2014 – £98 million) in respect of the Global efficiency programme announced in January 2014;
- £35 million (2014 – £35 million) in respect of the Supply excellence restructuring programme;

- £41 million in respect of the impairment of the group's 45.56% equity investment in Hanoi Liquor Joint Stock Company; and
- £146 million in respect of settlement of several related disputes with the Korean customs authorities regarding the transfer pricing methodology applicable to imported products. Total payments to settle these disputes in the year were £74 million as £87 million was paid to the customs authorities prior to 30 June 2014, and was previously accounted for as a receivable from Korean customs.

In the year ended 30 June 2014 an exceptional impairment loss of £260 million in respect of the Shui Jing Fang brand and £4 million in respect of tangible fixed assets was charged to other operating expenses.

Non-operating items in the year ended 30 June 2015 include a gain of £103 million (2014 – £140 million) following the acquisition of additional equity shares in USL which increased the group's investment in USL from 25.02% to 54.78%, excluding the 2.38% interest owned by the USL Benefit Trust (2014 – 10.04% to 25.02%). On 2 July 2014 when USL became a subsidiary of the group a gain was recognised on the difference between the book value of the 25.02% investment and the fair value. The gain is net of a £79 million cumulative exchange loss recycled from other comprehensive income and £10 million transaction costs.

On 27 February 2015, the group completed the purchase of the 50% equity interest in Don Julio B.V. that it did not already own (giving Diageo 100% ownership of the brand and production facility) and the

Mexican distribution business of Don Julio. As a result of Don Julio becoming a subsidiary of the group a gain of £63 million arose, being the difference between the book value of the joint venture on the date of the transaction and the fair value. In addition, the group reacquired the production and distribution for Smirnoff and Popov in Mexico. As part of the transaction, Diageo also agreed to sell 100% of the equity share capital in The Old Bushmills Distillery Company Limited resulting in an exceptional gain of £174 million.

On 30 June 2015, Diageo completed the disposal of Gleneagles Hotels Limited to the Ennismore group resulting in an exceptional gain of £73 million.

In the year ended 30 June 2015 a provision of £30 million was charged to non-operating items in respect of a guarantee provided to a third party financial institution.

Discontinued operations in the year ended 30 June 2014 comprised a charge after taxation of £83 million (£91 million less tax of £8 million) in respect of the settlement of thalidomide litigation in Australia and New Zealand and anticipated future payments to thalidomide organisations.

Cash payments in the year ended 30 June 2015 for exceptional restructuring items, the legal settlement in Korea, the guarantee and thalidomide were £117 million (2014 – £104 million), £74 million (2014 – £nil), £30 million (2014 – £nil) and £19 million (2014 – £59 million), respectively.

(d) Dividend

The directors recommend a final dividend of 34.9 pence per share, an increase of 9% from the year ended 30 June 2014. The full dividend will therefore be 56.4 pence per share, an increase of 9% from the year ended 30 June 2014. Subject to approval by shareholders, the final dividend will be paid on 8 October 2015 to shareholders on the register on 14 August 2015. The ex-dividend date is 13 August 2015. Payment to US ADR holders will be made on 14 October 2015. A dividend reinvestment plan is available to holders of ordinary shares in respect of the final dividend and the plan notice date is 17 September 2015.

The recommended final dividend increase is 9%, in line with the increase in the interim dividend. This rate of increase recognises that while eps has declined, the decline was mainly driven by the impact of exchange movements in a year when free cash flow has improved strongly. Eps to dividend cover at 1.6 times is however now outside management's coverage ratio, and the group will look to rebuild cover over time, maintaining dividend increases at a mid-single digit rate until it is back in range.

MOVEMENTS IN NET BORROWINGS AND EQUITY

Movement in net borrowings	2015 £ million	2014 £ million
Net borrowings at the beginning of the year	(8,850)	(8,403)
Free cash flow (a)	1,963	1,235
Acquisition and sale of businesses (b)	(306)	(534)
Net purchase of own shares for share schemes (c)	(8)	(113)
Dividends paid to non-controlling interests	(72)	(88)
Purchase of shares of non-controlling interests (d)	–	(37)
Net movements in bonds and other borrowings	(315)	(157)
Equity dividends paid	(1,341)	(1,228)
Other movements	2	1
Net decrease in cash and cash equivalents	(77)	(921)
Net decrease in bonds and other borrowings	315	157
Exchange differences (e)	(7)	349
Borrowings on acquisition of businesses	(869)	–
Other non-cash items	(39)	(32)
Net borrowings at the end of the year	(9,527)	(8,850)

(a) See page 23 for the analysis of free cash flow.

(b) On 2 July 2014 the group acquired an additional 26% investment in USL for INR 114.5 billion (£1,118 million). On 31 October 2014 the sale of the Whyte and Mackay Group by USL resulted in a net cash receipt of £391 million. On 27 February 2015, Diageo paid \$293 million (£192 million) for the 50% equity interest in Don Julio B.V. that it did not already own and for the Mexican distribution rights for Don Julio. As part of the transaction, Diageo also agreed to sell the equity share capital in The Old Bushmills Distillery Company Limited. The net cash consideration received for Bushmills amounted to \$709 million (£456 million).

In the year ended 30 June 2014 cash payments primarily comprised £474 million in respect of the acquisition of a 18.74% investment in USL.

(c) Net purchase of own shares comprised purchase of treasury shares for the future settlement of obligations under the employee share option schemes of £75 million (2014 – £208 million) less receipts from employees on the exercise of share options of £67 million (2014 – £95 million).

(d) In the year ended 30 June 2014 Diageo purchased the remaining 7% equity stake in Sichuan Chengdu Shuijingfang Group Co., Ltd.

(e) Exchange differences primarily arose on US dollar and euro denominated borrowings partially offset by the favourable change on foreign exchange swaps and forwards.

Movement in equity	2015 £ million	2014 £ million
Equity at the beginning of the year	7,590	8,088
Profit for the year	2,467	2,181
Exchange adjustments (a)	(225)	(1,133)
Net remeasurement of post employment plans	113	(167)
Exchange recycled to the income statement (b)	88	–
Fair value movements on available-for-sale investments (b)	20	(85)
Non-controlling interests acquired	641	8
Purchase of shares of non-controlling interests	–	(37)
Dividends to non-controlling interests	(72)	(88)
Dividends paid	(1,341)	(1,228)
Other reserve movements	(25)	51
Equity at the end of the year	9,256	7,590

(a) Movement in the year ended 30 June 2015 primarily arose from the exchange loss on Turkish lira, Brazilian real and euro denominated net investments.

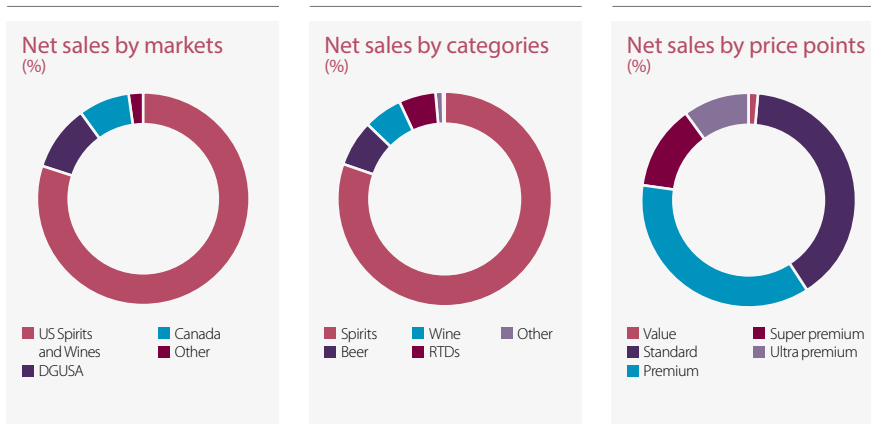
(b) Following the acquisition of majority equity stakes in USL, 50% equity interest in Don Julio and one of the group's joint ventures in South Africa that it did not already own exchange losses of £88 million were recycled to the income statement.

On the acquisition of USL on 2 July 2014 a 43.91% (£641 million) non-controlling interest was recognised. In the year ended 30 June 2014 a gain of £85 million, in respect of USL, was recycled to the income statement reflecting the step up from available-for-sale investment to associate.

Post employment plans

The deficit in respect of post employment plans before taxation decreased by £216 million from £475 million at 30 June 2014 to £259 million at 30 June 2015. The reduction was primarily due to strong asset return and a reduction in long term inflation rates partially offset by a decrease in returns from AA-rated corporate bonds used to calculate the discount rates on the liabilities of the post employment plans (United Kingdom reduced from 4.2% to 3.8% and Ireland from 3.0% to 2.6%). Total cash contributions by the group to all post employment plans in the year ending 30 June 2016 are estimated to be approximately £180 million.

NORTH AMERICA



North America accounts for about a third of our net sales and around 45% of operating profit and is the largest market for premium drinks in the world. Continuing economic uncertainty has adversely impacted consumer spending in the region, but due to our leadership in innovation, strong route to consumer and solid marketing investment in key brands, we continue to be well positioned. We are promoting responsible drinking, and this year the US government approved our request to include serving fact information on beverage alcohol products.

Our markets

Our North America business comprises US Spirits and Wines, Diageo Guinness USA (DGUSA) and Diageo Canada, headquartered in Norwalk, Connecticut.

Route to market

Route to market in the United States is through the three-tier system and we distribute our products through more than 100 spirits and wines distributors and brokers, and more than 400 beer distributors. We have a unique route to market for our spirits and wine business in the United States,

Key financials

	2014 Reported £ million	Exchange £ million	Acquisitions and disposals £ million	Organic movement £ million	2015 Reported £ million	Reported movement %
Net sales	3,444	97	(37)	(49)	3,455	-
Marketing spend	540	16	7	(21)	542	-
Operating profit before exceptional items	1,460	27	(2)	(37)	1,448	(1)
Exceptional items	(35)				(28)	
Operating profit	1,425				1,420	-

with more than 3,000 dedicated distributor sales people focused only on Diageo and Moët Hennessy spirits and wine brands. Diageo consolidates its US Spirits and Wines business into a single state-wide distributor in 41 states and the District of Columbia, representing more than 80% of the company's US Spirits and Wines volume.

US Spirits and Wines business operates through five divisions in Open States where we sell to distributors who then sell to retailers, and through two divisions in Control States where mostly we sell to the state, which in turn sells to state or agency stores and on premise retailers. US Spirits and Wines sells the vast majority of the Californian and imported wines we own and represent, with the remaining small portion of sales coming from winery visitor centres and online sales.

DGUSA sells and markets brands including Guinness, Smirnoff Ice and Red Stripe. Beer distribution generally follows the three-tier open state regulations across the United States.

Diageo Canada distributes our collection of spirits, beer and wine brands across all Canadian provinces, which generally operate through a provincial control system. Diageo Canada operates through a single broker with a dedicated sales force handling our brands in the country.

National brand strategy, strategic accounts marketing and corporate functions are managed at the North America level. In North America, we market a total beverage alcohol portfolio.

Supply operations

We have 11 bottling, distilling, blending and maturation sites including operations in Plainfield, Illinois; Amherstburg, Ontario; Valleyfield, Quebec; Relay, Maryland; Gimli, Manitoba; Tullahoma, Tennessee; Louisville, Kentucky; and seven wineries and wine bottling operations in California. Focusing on continuously improving efficiency across our supply chain we made significant investments during the year and announced plans to cease bottling operations in Relay, Maryland.

Sustainability and responsibility

As our largest market, with many millions of consumers, our focus on responsible drinking in North America is particularly important, and we have built a reputation as a leading voice in the industry. After 12 years of advocating with a coalition of consumer and public health advocates, the US government recently allowed alcohol companies to include alcohol content and nutritional information per typical serve on packaging. In March we followed this by announcing our commitment to provide consumers around the world with this information – a first for any alcohol company. Another key issue for us is operational sustainability – our Californian vineyards and wineries are in a water-stressed area, and we have responded by creating 'Blue Teams' to scale up our focus on reducing water use in our operations and identifying opportunities in our wine growers' supply chain.



In North America, US Spirits has delivered improved depletion performance through the year with the value of distributor depletions, up 3% in the first half and up 4% for the full year. Shipments were broadly in line with depletions and therefore net sales were down 2% year on year as last year shipments were higher than depletions mainly driven by innovation launches. Beer net sales were in line with last year, ready to drink and wine were down slightly and in Canada net sales grew 2%. Volume growth of the reserve portfolio was the main driver of the 1.5pps of increased price/mix as price premiums against the competition, for brands such as Smirnoff and Captain Morgan, were narrowed. This led to lower achieved price year on year but did drive improved share positions. Our innovation agenda continued to lead the industry in North America and this year was a key driver of our net sales. Advertising spend was down as we drove procurement savings on media and agency fees in marketing while maintaining our share of voice. Adjusting for these savings, marketing as a percentage of net sales was roughly flat. Overheads were flat but operating margin declined 47 basis points driven by soft volume and lower net sales of spirits in the United States.

KEY HIGHLIGHTS

- Net sales in **US Spirits and Wines** declined 2% while the value of distributor depletions was up 4%. Diageo’s North American whisk(e)y performance was very strong with the portfolio outpacing category growth and net sales up 13%. Crown Royal was the primary driver as Crown Royal Regal Apple, the top selling innovation according to Nielsen, gained share as it recruited new consumers to the brand, driving double digit top line growth for the trademark. Bulleit, the fastest growing unflavoured North American whisk(e)y, drove one third of that category’s growth with net sales up 35%. Both Bulleit Bourbon and Bulleit Rye led their respective segments through increased distribution, consumer experience marketing, and the engagement of key trade influencers. In scotch, Buchanan’s was the fastest growing brand in the United States, with net sales up over 20%. Buchanan’s resonates particularly well with the growing Hispanic population, and this year added sponsorship of the Latin Grammy Awards to its full suite of marketing activities. Johnnie Walker did not perform well, partly as a result of lapping the strong launch of Platinum and Gold Label Reserve last year but also due to a reduction in promotional

activities for Red, Black, and Blue Label. Ciroc net sales growth of 4% was driven by the notable success of Ciroc Pineapple, the latest addition to the flavour range. Despite an improved performance trajectory, net sales of Smirnoff declined 4% as the flavour portfolio, confections in particular, continued to be a drag on performance. The launch of Captain Morgan White Flavours partially offset the effect of lapping the prior year’s launch of Captain Morgan White which, together with weakness on Original Spiced, drove double digit net sales decline for the brand. Net sales of tequila were up double digit, driven by 10% growth of Don Julio, which was supported by marketing campaigns focused on the heritage and craftsmanship of the brand, and the launch of new DeLeón variants, which broadened the price range and contributed to increased distribution of the brand.

- Guinness net sales were up 3% on the strong performance of Blonde American Lager. Guinness Draught was weak given competition in the on trade. Net sales of ready to drink declined slightly, bringing net sales of **DGUSA** down 1%. Stronger execution and competitive pricing on Smirnoff Ice stabilised the core and flavoured variants but the brand’s growth still lags the category.
- In **Canada** the new distribution system helped drive net sales growth of 2%. Spirits growth of 3% was driven by Johnnie Walker and vodka. Ready to drink net sales growth was principally due to Smirnoff variants, with beer down and wine down double digit. Tactical price reductions resulted in share improvement, with a marginally negative impact on price/mix.
- **Marketing** investment in North America reduced 4% driven by US Spirits and Wines, which delivered significant savings on media and agency fees and procurement efficiencies. Advertising remained focused on Ciroc, Crown Royal, Smirnoff, Captain Morgan, and Johnnie Walker, and increased on Don Julio and Bulleit to support new programmes. Marketing investment in DGUSA supported the launch of Guinness Blonde American Lager and in Canada, a 1% increase went behind innovation launches.

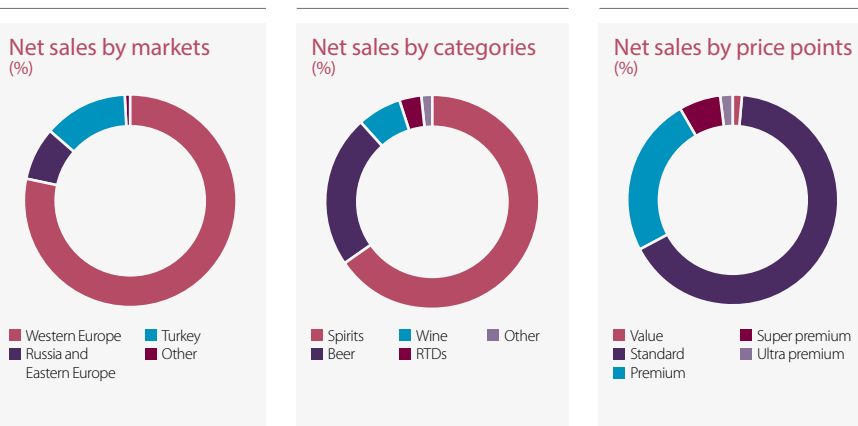
Markets:	Organic volume movement ⁽ⁱ⁾ %	Organic net sales movement %	Reported net sales movement %
North America	(3)	(1)	–
US Spirits and Wines	(3)	(2)	1
DGUSA	(3)	(1)	3
Canada	3	2	(4)
Spirits ⁽ⁱⁱ⁾	(3)	(1)	1
Beer	–	(1)	1
Wine	(2)	(2)	2
Ready to drink	(3)	(1)	(14)

Global giants and local stars⁽ⁱⁱⁱ⁾:

Smirnoff	(2)	(3)	(1)
Captain Morgan	(10)	(12)	(10)
Johnnie Walker	(8)	(15)	(12)
Guinness	2	2	4
Baileys	(5)	(5)	(3)
Tanqueray	(2)	(2)	1
Crown Royal	13	12	15
Ciroc	4	4	8
Ketel One vodka	(2)	(2)	1
Bulleit	32	36	41
Don Julio	5	9	13
Buchanan’s	17	18	23

(i) Organic equals reported movement for volume except for North America (4%), US Spirits and Wines (5%), spirits (3)% and ready to drink (25)% reflecting the termination of the transitional arrangements following the disposal of Jose Cuervo and Bushmills and the acquisition of the outstanding stake in Don Julio.
(ii) Spirits brands excluding ready to drink.
(iii) Spirits brands excluding ready to drink.

EUROPE



Diageo is the largest premium drinks business in Western Europe. Consumer marketing programmes are developed at a market level to drive consistency, efficiency and scale across all countries. In Russia and Eastern Europe we are driving our premium core, standard and value brands and reserve portfolio, whilst in Turkey, we use our local businesses' strong route to consumer to drive accelerated growth in international premium spirits. In Europe, where competition for talent is particularly strong, our reputation as a trusted and respected company and for ground-breaking innovation, is key to our ability to attract and retain the people we need to deliver our Performance Ambition.

Our markets

Europe comprises Western Europe, Russia and Eastern Europe and Turkey. Western Europe is managed as a single market with country teams focusing on sales and customer marketing execution. It includes Great Britain, Ireland, Iberia, France, Germany and Diageo Guinness Continental Europe beer business. Eastern Europe includes Poland, Bulgaria, Romania and Israel.

On 1 July 2015, Russia became a standalone market while Eastern Europe

Key financials

	2014 Reported (restated) ⁽ⁱ⁾ £ million	Exchange £ million	Acquisitions and disposals £ million	Organic movement £ million	2015 Reported £ million	Reported movement %
Net sales	2,814	(186)	(13)	2	2,617	(7)
Marketing spend	413	(30)	(1)	6	388	(6)
Operating profit before exceptional items	853	(67)	(2)	20	804	(6)
Exceptional items	(20)				(20)	
Operating profit	833				784	(6)

(i) Restated following the change in the internal reporting structure to reflect changes made to management responsibilities. See page 50 for further details.

was merged with Western Europe creating Diageo Europe. Turkey remained unchanged.

Route to market

In Great Britain we sell and market our products through Diageo GB (spirits, beer and ready to drink), Percy Fox & Co (wines) and Justerini & Brooks Retail (wines private clients). Products are distributed through independent wholesalers and directly to retailers. In the on trade, products are sold through major brewers, multiple retail groups and smaller regional independent brewers and wholesalers.

In the Republic of Ireland and Northern Ireland, Diageo sells and distributes directly to the on trade and the off trade via a telesales operation.

Across the remainder of Western Europe, we distribute our spirits brands primarily through our own distribution companies, except for France where products are sold through a joint venture arrangement with Moët Hennessy.

Diageo Guinness Continental Europe distributes our beer brands in mainland Europe, focusing in Germany, Russia and France, our largest mainland European beer markets.

In Russia and Poland we operate through wholly owned subsidiaries, while in other Eastern Europe countries we use third party distributors.

In Turkey, we sell our products via the distribution network of Mey İçki, our wholly owned subsidiary. Mey İçki distributes both local brands (raki, other spirits and wine) and Diageo's global spirits brands.

Supply operations

The International Supply Centre (ISC) comprises the supply operations in the United Kingdom, Ireland and Italy. The group owns 29 whisky distilleries in Scotland, a Dublin based beer brewery and maturing and packaging facilities in Scotland, England, Ireland and Italy. The ISC ships whisk(e)y, vodka, gin, rum, beer, wine, cream liqueurs, and other spirit-based drinks to over 180 countries. Through our £1 billion investment in Scotch whisky production and inventory, announced in 2012, distilling capacity has increased by over 25%.

Raki, vodka and wine are produced in Turkey at a number of sites and Smirnoff vodka is produced in Russia.

Sustainability and responsibility

People today increasingly want to work for companies that they believe make a positive social and environmental, as well as economic, contribution. Our leadership in responsible drinking, through programmes and partnerships, and our contribution to the communities in which we operate, support our reputation and ability to attract and retain employees. Our responsible drinking programme, NOFAS, aims to tackle foetal alcohol syndrome by training midwives and health professionals – to date we have reached around 300,000 pregnant women in the UK. In the last few years, we have launched our Learning for Life community programme in a number of European countries, including a major investment in Scotland, as part of a five-year effort targeted towards young people.



Europe's performance reflected an improved momentum in Western Europe, growth in Turkey and a challenging environment in Russia. In Western Europe net sales were up 1%, as performance improved in more than half of our markets. Reserve brands delivered another strong performance with net sales up 20% and growing double digit even in the more challenging economies in Southern Europe. Innovation remained a key performance driver with net sales up 30% driven by successes such as 'The Brewers Project' which helped put Guinness back in growth in both Great Britain and Ireland. We continued to invest in our route to consumer, increasing the number of sales people by 30% and the number of outlets we cover by 60%. In Russia, which continued to be impacted by economic volatility, consumers traded down and customers reduced inventory levels while Diageo gained share in scotch and rum. Turkey net sales were up 3% driving premiumisation in the raki category and gained share in scotch and vodka. Total operating margin for the region improved 75bps largely driven by gross margin improvement in Turkey, and overhead cost reduction in Western Europe, which was partially reinvested in marketing spend and route to consumer.

KEY HIGHLIGHTS

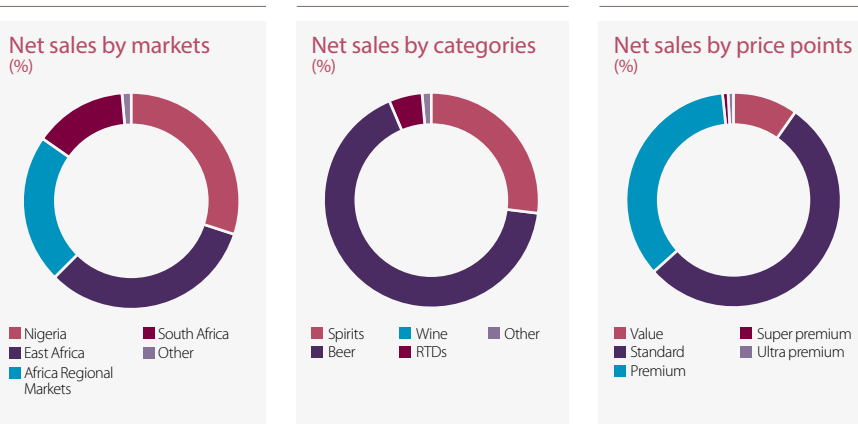
- In **Western Europe** net sales were up 1%:
 - In **Great Britain** net sales were up 3%, with spirits, beer, and ready to drink all in growth. Reserve net sales were up 43% driven by Ciroc and the successful launch of Haig Club. Captain Morgan net sales were up 15%, with investment focused on increased activation in outlets and Smirnoff was back in growth with net sales up 1%, supported by the new 'We're Open' campaign. Beer net sales were up 2% driven by innovation on Guinness. Ready to drink net sales were up 7% supported by strong growth in pre-mix. The only weakness was in Baileys where net sales were down 2%, however Baileys Original was in growth.
 - In **Ireland** net sales were down 1%, or flat after accounting for the transfer of wine sales to Diageo Wines Europe. Guinness sustained its positive momentum with net sales up 2%, supported by successful innovations launched through 'The Brewers Project at St James's Gate'. Net sales in spirits were down 2% as the category continued to be affected by last year's duty increase.
 - In **Southern Europe** net sales were down 1%. Net sales in Iberia were flat, after accounting for a transfer of sales of one customer to Africa Regional Markets, but showing positive momentum with growth from Tanqueray and Gordon's in a vibrant gin category and declines in J&B and Cacique. Double digit growth of reserve was the main driver behind the 1% net sales growth in
- Italy, where Zacapa was up 10% and Ciroc more than trebled net sales. In Greece, performance was impacted by the deterioration of economic environment in the last quarter, which resulted in a 4% net sales decline.
- Net sales in **Germany** and **Austria** declined 2%. In Germany net sales were up 5%. Underlying performance was strong with net sales of Baileys, Captain Morgan and Johnnie Walker Red Label all up double digit. In Austria, net sales were down 53% against the buy in ahead of the excise duty increase in January 2014.
- Performance in **Benelux** continued to be impacted by the decision to realign prices in the first half on premium core brands which resulted in a net sales decline of 10%.
- In a challenging trading environment in **France** net sales increased 2% largely driven by growth in scotch, with Scotch malts up 6%, and the strong performance of Captain Morgan which, in its third year, more than doubled net sales.
- Net sales in **Diageo Wines Europe** were up 3% largely driven by the transfer of wine net sales from Diageo Ireland and the strong performance of [yellow tail].
- Performance in **Russia and Eastern Europe** continued to be impacted by the events in the region. In Russia, net sales declined 14%, driven by both destocking amongst distributors and consumers trading down. This impacted Johnnie Walker, however Diageo extended its leadership in whisky and rum, and gained share with brands such as White Horse, Black & White and Captain Morgan. In Poland, net sales of Johnnie Walker Red Label declined 15% and the brand lost share, as some competitors did not follow Diageo price increases to cover last year's excise duty increase.
- In **Turkey** net sales grew 3% despite an excise duty increase in January and the earlier start to Ramadan. Net sales in raki were up 5% with Yeni Raki and the super premium variant Tekirdağ Raki premiumising the category. Good underlying performance of international spirits resulted in share gains for Johnnie Walker, Smirnoff and Baileys.
- **Marketing** investment in Europe increased 2% largely driven by Western Europe where spend was up 3%. The increased investment was focused on the biggest growth opportunities such as reserve and innovation to support the launches of Haig Club and the Guinness Brewers project.

Markets:	Organic volume movement ⁽ⁱ⁾ %	Organic net sales movement %	Reported net sales movement %
Europe	–	–	(7)
Western Europe	1	1	(5)
Russia and Eastern Europe	(8)	(9)	(26)
Turkey	–	3	(5)
Spirits ⁽ⁱⁱ⁾	(1)	1	(8)
Beer	1	1	(4)
Wine	–	(1)	(4)
Ready to drink	(6)	(2)	(5)
Global giants and local stars⁽ⁱⁱ⁾:			
Guinness	1	2	(2)
Smirnoff	(2)	(4)	(7)
Johnnie Walker	(5)	(7)	(15)
Baileys	(3)	(4)	(10)
Captain Morgan	9	10	1
Yeni Raki	(4)	4	(6)
J&B	(1)	(3)	(10)

(i) Organic equals reported movement for volume.

(ii) Spirits brands excluding ready to drink.

AFRICA



In Africa our strategy is to grow Diageo's leadership across beer and spirits by providing brand choice across a broad range of consumer motivations, profiles, and occasions. We are focused on growing beer faster than the market and accelerating the growth of spirits through continued investment in infrastructure and brands. Local sourcing is a key element of our strategy in Africa: it directly supports our commercial operations, while indirectly supporting our position by bringing wider benefits to society as a whole.

Our markets

The region comprises Nigeria, East Africa (Kenya, Tanzania, Uganda, Burundi, Rwanda and South Sudan), Africa Regional Markets (including Ghana, Cameroon, Ethiopia, Angola, Mozambique and a sorghum beer business in South Africa) and South Africa (all other products).

Route to market

In Africa our largest businesses are in Nigeria, where we own 54.3% of a listed company whose principal brands are Guinness, Harp and Malta, and in East Africa, where we own 50.03% of East African Breweries Limited

Key financials

	2014 Reported (restated) ⁽ⁱ⁾ £ million	Exchange £ million	Acquisitions and disposals £ million	Organic movement £ million	2015 Reported £ million	Reported movement %
Net sales	1,430	(100)	-	85	1,415	(1)
Marketing spend	152	(10)	-	5	147	(3)
Operating profit before exceptional items	340	(52)	1	29	318	(6)
Exceptional items	(23)				(7)	
Operating profit	317				311	(2)

(i) Restated following the change in the internal reporting structure to reflect changes made to management responsibilities. See page 50 for further details.

(EABL). EABL produces and distributes beer and spirits brands to a range of consumers in Kenya and Uganda, and has a 51% equity interest in Serengeti Breweries Limited, Tanzania. Within Africa Regional Markets, we have wholly owned subsidiaries in Cameroon, Ethiopia, Mozambique and Réunion and majority owned subsidiaries in Ghana and the Seychelles. Angola is supplied via a third party distributor. In South Africa we sell spirits and sorghum beer through wholly owned subsidiaries and currently sell our beer, cider and ready to drink products through our 42.25% stake in DHN Drinks Ltd, a joint venture with Heineken and Namibia Breweries Ltd. On 28 July 2015, Diageo announced the agreement to dispose of its equity interest in DHN Drinks Ltd. Diageo has brewing arrangements with the Castel Group who license, brew and distribute Guinness in the Democratic Republic of Congo, Gambia, Gabon, Ivory Coast, Togo, Benin, Burkina Faso, Chad, Mali and Guinea. Diageo sells spirits through distributors in the majority of other sub-Saharan countries.

Supply operations

We have 14 breweries in Africa, including the brewery owned by Sedibeng in South Africa in which we own a 25% equity stake.

In addition, our beer and spirits brands are produced by third parties under licence in 20 other African countries. We also own five manufacturing facilities including blending, malting and cider plants.

Sustainability and responsibility

In Africa we create wealth both directly through our operations and indirectly through our broader network, particularly of agricultural suppliers. We source 70% of agricultural and packaging materials locally and we work with more than 50,000 local farmers for our agricultural inputs. Thirteen of our production sites in Africa are in water-stressed areas, so much of our focus is on managing water use in our operations effectively and enhancing access to clean water to surrounding communities through our pan-African Water of Life programme. Since we began the programme in 2006, we have brought safe drinking water to more than ten million people. The launch of our Water Blueprint strategy this year will help us focus further on water use in the supply chain, with one of our key targets being to equip our suppliers with the tools to protect water sources in water-stressed areas. We also support many responsible drinking programmes throughout the continent. We tackle issues like drink driving through programmes such as Dry Drive in South Africa, and underage consumption through the Red Card initiative in Uganda, and through advocating stronger legal purchase age laws in Ghana. Our training programmes have also created close to 40,000 responsible drinking ambassadors across Africa this year.



Good performances in both beer and spirits led to net sales up 6% in Africa. Investments in route to consumer together with innovation drove an 8% increase in beer and led to double digit growth in spirits. The mainstream beer market in Nigeria remained challenged as consumers moved towards more value products, impacting the performance of Guinness and Harp. However the national rollout of Orijin and renovation of Satzenbrau drove an increase in beer net sales of 9%. Investment in Guinness marketing has stabilised volume share in the brand. Good progress in route to consumer led to strong net sales growth in Ghana, and in Cameroon, strong marketing campaigns delivered net sales and share gains in Guinness. In South Africa, spirits growth was underpinned by the continued strong performances of Smirnoff 1818, which is now a two million case brand, and Johnnie Walker, while overall growth was impacted by a decline in ready to drink. Reserve brands grew 26% with double digit increases in South Africa, East Africa and Nigeria. Increased sales of mainstream brands, which have lower costs per case, together with procurement and supply efficiencies were partially offset by an increase in marketing spend and route to consumer investments leading to organic operating margin improvement of 75 basis points.

KEY HIGHLIGHTS

- **Nigeria** delivered double digit volume growth driven primarily by the national rollout of Orijin, while net sales grew 6%. The weak consumer environment led to a move to value lager which resulted in a strong performance of Satzenbrau and a weak performance of Harp. Similarly net sales of Guinness declined although the brand's performance improved in the second half and volume share stabilised. Spirits net sales were up 19% as inventory reductions on Johnnie Walker and Baileys were offset by the strong performance of local mainstream spirits.
- In **East Africa**, where net sales grew 9%, Guinness volume and net sales grew strong double digits supported by the 'Made of More' campaign. Innovation in value beer, in particular, Balozi lager in Kenya, a no added sugar offering, and in Tanzania Kibo Gold, positioned to capture consumers trading down, offset a decline in Senator due to excise duty changes in Kenya in the first half last year. In spirits, growth was led by mainstream spirits brands and good performances from Johnnie Walker and Smirnoff. Success in mainstream spirits was driven by Kane Extra and Liberty in Kenya, which benefited from improvements in route to consumer, including the introduction of motorcycles to increase sales coverage of mainstream outlets. Johnnie Walker net sales grew 60% driven by recruitment activities, while the launch of Smirnoff Ice Double Black and Guarana also contributed to East Africa's growth.

- In **Africa Regional Markets**, net sales grew strongly, up 15%. In Ghana, net sales grew 32%. Investment in route to consumer, together with price increases, led to 28% net sales growth of beer, and spirits grew strongly driven by the growth of Johnnie Walker and the introduction of Orijin Bitters. In Cameroon, net sales grew 10% driven by growth of Guinness, which benefited from increased awareness through the 'Made of Black' campaign, together with outperformance of Harp and growth of Johnnie Walker and Baileys. In Angola, spirits net sales doubled following route to consumer investments and the appointment of a new distributor. This led to strong performances from Johnnie Walker, White Horse, and Gordon's gin. While the performance of Meta beer in Ethiopia was impacted by increased competitive pricing, this was mostly offset by strong net sales of Malta and the introduction of Zemen, a lower-price beer innovation, along with a good performance of spirits.
- Net sales in **South Africa** were down 7% driven by a decline in Smirnoff Ice Double Black and Guarana, which lapped strong replenishment sales and high inventories in the last financial year. Spirits net sales increased 8% driven by Smirnoff 1818, with net sales up 27% based on competitive pricing and following a packaging upgrade. Net sales of Johnnie Walker increased 10% with marketing focused on the brand's quality credentials. Its contribution to total scotch performance was partially offset by a weaker performance of J&B and Bell's. Reserve brands continued to benefit from investments in route to consumer.
- **Marketing** investment in Africa increased 4%. In Nigeria spend on beer was refocused from Harp to support the growth of Orijin and value beers, while in East Africa, the decline in Senator volume also led to a reduction in spend. Spend increased behind vodka, notably Smirnoff 1818 in South Africa in support of pack innovations and promotional activity and investment behind Johnnie Walker grew in South Africa and East Africa. Ready to drink investment increased as Smirnoff Ice Double Black & Guarana launched in East Africa and Nigeria.

Markets:	Organic volume movement ⁽ⁱ⁾ %	Organic net sales movement %	Reported net sales movement %
Africa	7	6	(1)
Nigeria	13	6	(3)
East Africa	7	9	6
Africa Regional Markets	14	15	1
South Africa	(2)	(7)	(12)
Spirits ⁽ⁱⁱ⁾	17	13	7
Beer	4	8	(1)
Ready to drink	(34)	(28)	(33)

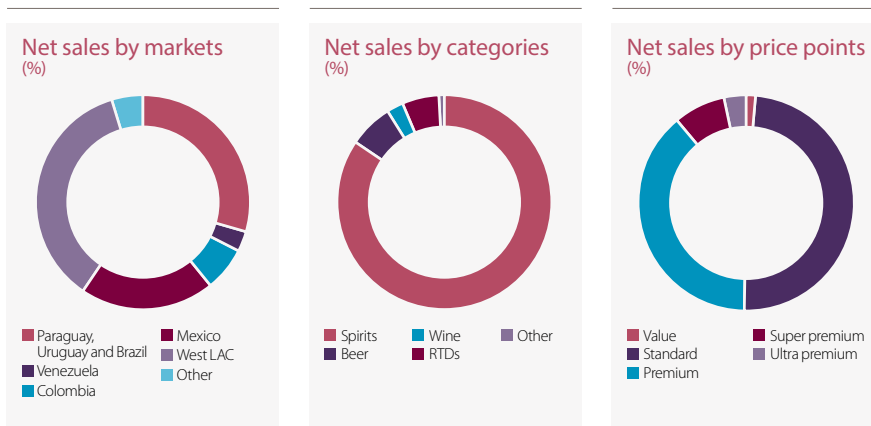
Global giants and local stars⁽ⁱⁱ⁾:

Guinness	(5)	(7)	(15)
Johnnie Walker	3	7	2
Smirnoff	22	22	16
Tusker	(6)	3	1
Malta	(8)	(5)	(17)
Senator	(11)	(16)	(20)
Harp	(40)	(46)	(50)

(i) Organic equals reported movement for volume.

(ii) Spirits brands excluding ready to drink.

LATIN AMERICA AND CARIBBEAN



In Latin America and Caribbean the strategic priority is continued leadership in scotch, while broadening the category range to include vodka, rum, liqueurs and local spirits. We are continuing to invest in routes to market and in the range and depth of our portfolio of leading brands. We are also enhancing our supply structure to enable the business to provide the emerging middle class and an increasing number of wealthy consumers with the premium brands they aspire to. In this region's changing regulatory landscape, our presence is supported by our reputation as a trusted and respected business, based on our stance on responsible drinking, and community development programmes like Learning for Life.

Our markets

Our Latin America and Caribbean (LAC) business comprises Paraguay, Uruguay and Brazil (PUB), Venezuela, Colombia, Mexico and West LAC (Central America and Caribbean, Argentina, Chile, Peru, Ecuador and Bolivia).

Key financials

	2014 Reported £ million	Exchange £ million	Acquisitions and disposals £ million	Organic movement £ million	2015 Reported £ million	Reported movement %
Net sales	1,144	(123)	23	(11)	1,033	(10)
Marketing spend	203	(22)	3	10	194	(4)
Operating profit before exceptional items	328	(60)	2	(7)	263	(20)
Exceptional items	(14)				(5)	
Operating profit	314				258	(18)

Route to market

We sell our products through a combination of our own subsidiary companies and third party distributors. In Brazil, sales are primarily made directly to international retailers and distributors. In addition to Diageo Brazil, Diageo owns 100% of Ypióca, a leading cachaça producer and distributor. In Uruguay, Diageo manages distribution both directly and through distributors.

All products in Venezuela are sold through dedicated third party distributors. In Colombia we sell directly to major grocers, serving all other accounts and channels through distributors.

In Mexico our brands are sold directly by Diageo, either through direct sales to international accounts or through wholesalers and distributors.

In selected markets in West LAC, we sell directly to consumers, while in key markets, such as Costa Rica and the Dominican Republic, we use exclusive distributors. In Jamaica, we own a 58% controlling interest in Desnoes & Geddes Limited, the Jamaican brewer of Red Stripe lager.

In Argentina, we sell directly to major grocers, and other businesses are managed through a combination of wholesalers and distributors outside of major grocers, to whom we sell directly.

Supply operations

The majority of brands sold in the region are manufactured in our International Supply Centre in Europe. However in recent years we have acquired a number of local

manufacturers. This year we acquired the remaining 50% equity interest in Don Julio, giving full ownership of the brand and production facilities. In 2012 we acquired 100% of Ypióca in Brazil which produces cachaça and in 2011 we acquired a controlling interest in a company in Guatemala (Añejos de Altura) producing Zacapa. In addition, we have controlling interest in a brewery in Jamaica (Red Stripe), and the Navarro Correas winery in Mendoza, Argentina. We also partner with more than 12 brewers and over 20 co-pack partners to manufacture brands and package products under strict quality assurance protocols.

Sustainability and responsibility

In this region, we have built a name for ourselves as a company that is committed to the long term development of an industry that can bring economic and social value to society. Our responsible drinking programmes, such as Actuando Mejor in Mexico, and Drink Right in Jamaica, are making a tangible difference in reducing alcohol-related harm, and this year contributed to creating more than 240,000 responsible drinking ambassadors. Our flagship community re-investment programme, Learning for Life, is providing skills and training to over 100,000 people across the region. Some of our sites in Brazil are located in water-stressed areas, and we are developing environmental programmes, for example through our Ypióca business, which are helping ease the pressure on this shared resource.



Good performances in the domestic markets in LAC were offset by a significant net sales decline in export channels due to currency volatility. The levels of stock held by these customers has reduced, which together with lower depletions, impacted growth in the region by five percentage points. Net sales in domestic markets increased 5% as we expanded our leading positions in scotch and broadened our business into other categories. In Brazil, performance has been affected by a weaker economy and a tougher competitive environment, but we have invested in route to consumer and recruited new consumers into our portfolio through innovation. In Venezuela, there was good growth in local spirits and scotch. Performance in Colombia benefited from investments in route to consumer and innovation, while our strength in scotch drove good net sales growth in Mexico. In Peru and Jamaica, we delivered good growth from our investments in route to consumer and, while net sales were down in Argentina, we moved quickly to offset import levies with local production driving share gains. While significant cost efficiencies were achieved, especially in Brazil, negative market mix and increased marketing investment led to a decrease of 41 basis points in organic operating margin.

KEY HIGHLIGHTS

- Net sales in **Paraguay, Uruguay and Brazil (PUB)** declined 2% as currency weakness and a slower Brazilian economy

impacted consumer spending. In Brazil, volume declined mainly as a result of changes in the route to consumer and the harmonisation of interstate pricing, which led to a reduction in inventories held by distributors. In PUB, price increases and a reduction in commercial discounts led to 6pps of positive price/mix. Scotch net sales declined 2% driven by Johnnie Walker, which was down 9% as intense competitor promotional activity amplified the price premium of Johnnie Walker Red Label. In premium scotch, Old Parr and Johnnie Walker Double Black had strong net sales growth and share gains, and in standard scotch, White Horse grew net sales supported by a new media campaign. Smirnoff strengthened its leadership position in vodka, growing net sales 6% driven by price increases and the launch of Smirnoff Peach. Net sales of Ypióca were affected by the transfer from net sales to overheads of tax credits from local production incentives. On a like for like basis, net sales of Ypióca increased high single digit driven by price increases and continued strong performance in the North East.

- In **Venezuela**, while volume declined, net sales increased 41% to £32 million. Access to currency allowed for the importation of some scotch leading to strong comparative performances of Johnnie Walker, Buchanan's, and Ye Monks. Increased focus on developing local spirits led to strong performances of Cacique, which doubled net sales,

despite glass supply constraints, and Gordon's vodka net sales increased 185%.

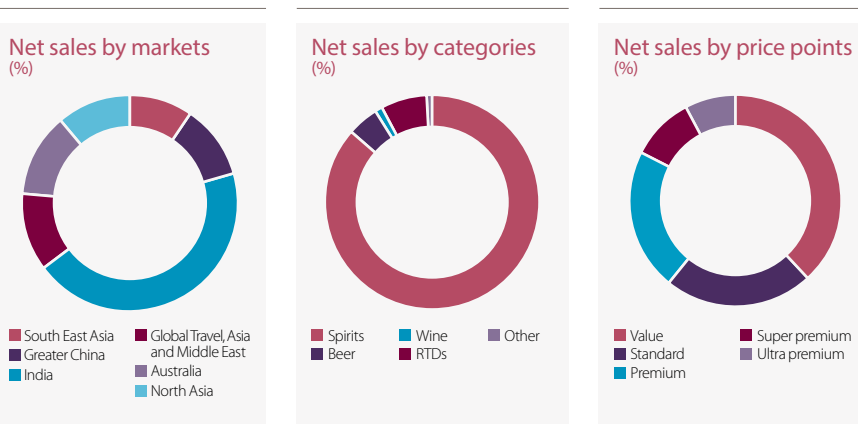
- In **Colombia**, investments in the route to consumer increased share across key categories and drove 10% net sales growth. The launch of Old Parr Tribute and the introduction of Buchanan's Special Reserve, together with double digit growth of Johnnie Walker, led to an 11% increase in the net sales of scotch. Innovations contributed to a 22% increase in Baileys net sales.
- In **Mexico**, the breadth of Diageo's scotch portfolio was the main driver of a 13% increase in net sales. Selective price increases along with strong trade executions delivered growth across all price segments of scotch other than value. Johnnie Walker net sales increased 15% with growth across all variants and a particularly strong contribution from Johnnie Walker Red Label. Diageo gained share in the fast-growing but competitive standard scotch segment with the introduction of Black & White, which increased net sales over 80%. There was a good contribution to net sales growth from Smirnoff, since Diageo took direct control over marketing and distribution of the brand in December 2014.
- In **West LAC**, net sales were down 9%, driven by inventory reductions in the export channels where net sales declined 51%. This impacted the performance of Johnnie Walker, Old Parr, and Buchanan's. In domestic markets, strong performances in Peru and Jamaica led to a 3% increase in net sales. In Peru, net sales increased 26% with scotch driving growth together with Baileys, while growth in Red Stripe, pack renovations on Guinness and the strong consumer appeal of Dragon Stout helped deliver 15% growth in net sales in Jamaica. Price realignments in Chile and Caribbean & Central America led to some negative price/mix but delivered share gains in key categories. In Argentina, restrictions on imports affected overall performance but a shift to locally bottled spirits including VAT 69, White Horse, and Smirnoff drove share gains.
- An increase in **marketing** investment of 6% supported broader participation within spirits. Spend on scotch was focused on increasing brand equity across price points in Mexico and on supporting the launch of Old Parr Tribute in Colombia. In Jamaica, investment also increased to support the growth of beer and there was growth in spend on Smirnoff to maintain its leadership position in Brazil and in Mexico as Diageo regained distribution of the brand.

	Organic volume movement ⁽ⁱ⁾ %	Organic net sales movement %	Reported net sales movement %
Markets:			
Latin America and Caribbean	(7)	(1)	(10)
PUB	(8)	(2)	(12)
Venezuela	(38)	41	(60)
Colombia	10	10	(2)
Mexico	14	13	19
West LAC	(5)	(9)	(12)
Spirits⁽ⁱⁱ⁾			
Beer	5	17	11
Wine	1	17	(1)
Ready to drink	(7)	9	(6)
Global giants and local stars⁽ⁱⁱ⁾:			
Johnnie Walker	(6)	(5)	(11)
Smirnoff	(12)	5	(7)
Baileys	(4)	8	-
Buchanan's	(17)	(12)	(24)
Old Parr	(9)	(10)	(22)
Ypióca	(5)	(3)	(14)
Black & White	17	27	6

(i) Organic equals reported movement for volume.

(ii) Spirits brands excluding ready to drink.

ASIA PACIFIC



Our strategy in Asia Pacific, which encompasses both developed and emerging markets, is to operate across categories in international spirits, local spirits and beer. We focus on the highest growth categories and consumer opportunities, driving continued development of super and ultra premium scotch, and leveraging the emerging middle class opportunity through a combination of organic growth and selective acquisitions. In the financial year we acquired a controlling stake in United Spirits Limited (USL), positioning us as leaders in spirits in an attractive market, and giving us a significantly expanded operational footprint in India.

Our markets

Asia Pacific comprises South East Asia (Vietnam, Thailand, Philippines, Indonesia, Malaysia, Singapore, Cambodia, Laos, Myanmar, Nepal and Sri Lanka), Greater China (China, Taiwan, Hong Kong and Macau), India, Global Travel, Asia and Middle East, Australia and North Asia (Korea and Japan).

Route to market

In South East Asia, spirits and beer are sold through a combination of Diageo companies,

Key financials

	2014 Reported £ million	Exchange £ million	Acquisitions and disposals £ million	Organic movement £ million	2015 Reported £ million	Reported movement %
Net sales	1,347	(22)	920	(32)	2,213	64
Marketing spend	305	(1)	65	(25)	344	13
Operating profit before exceptional items	283	(13)	66	20	356	26
Exceptional items	(276)				(193)	
Operating profit	7				163	2,229

joint venture arrangements, and third-party distributors. In Thailand, Malaysia and Singapore, we have joint venture arrangements with Moët Hennessy, sharing administrative and distribution costs. Diageo has wholly owned subsidiaries in the Philippines and Vietnam. In Vietnam we also have a 45.56% equity stake in Hanoi Liquor Joint Stock Company. In Malaysia, Diageo's own and third party beers are brewed and distributed by a listed company, Guinness Anchor Berhad, in which we have an effective 25.5% equity interest. In Indonesia, Guinness is brewed by, and distributed through, third party arrangements.

In Greater China, part of our spirits business is conducted through a joint venture arrangement with Moët Hennessy. The remainder of our spirits are sold through a wholly owned subsidiary. In addition, we are the sole distributor of Shui Jing Fang, a super premium Chinese white spirit, through our controlling 39.71% equity stake in a listed company.

In India, we further extended our route to market through the integration of USL, the leading spirits company in India. Diageo consolidated USL from 2 July 2014 following the acquisition of an additional 26% investment in USL, becoming the largest shareholder with a 54.78% controlling stake.

In Australia, we produce and distribute the group's products and in New Zealand we operate through third party distributors.

In North Asia, we have our own distribution company in South Korea, whilst in Japan, the majority of sales are through

joint venture agreements with Moët Hennessy and Kirin.

Airport shops and airline customers are serviced through a dedicated Diageo sales and marketing organisation. In the Middle East, we sell our products through third party distributors.

Supply operations

We have distilleries at Chengdu in China that produce Chinese white spirit and in Bundaberg, Australia that produce rum.

USL owns 33 manufacturing facilities in India and Nepal, leases 10 further manufacturing facilities in India and 46 facilities are licensed to produce USL products. In addition, we have bottling plants in Korea and Australia with ready to drink manufacturing capabilities.

Sustainability and responsibility

Promoting responsible drinking has always been a particular focus for us, as it is in many parts of the world. We run programmes to address drink driving, to train bartenders and promotional staff on how to serve alcohol responsibly, and to raise awareness of alcohol and its effects. We also focus on empowering women through our Plan W programme. With the acquisition of USL, our supply footprint has increased significantly, almost doubling the number of sites we operate in water-stressed areas. We believe that our approach, set out in the Water Blueprint strategy, will bring benefits to local water sources, while our compliance and ethics and Zero Harm safety programmes are helping colleagues at USL improve in these areas.



Asia Pacific performance reflects inventory reductions in South East Asia, and disruptions in Indonesia due to new restrictions on the sale of beer and ready to drink in some channels. All other markets delivered growth, including China led by Chinese white spirits. Reserve sales were up 30%, led by Scotch malts, with particularly strong performance from The Singleton. Innovation responding to changing trends played an important role, with the launch of Haig Club, W ICE by Windsor in Korea, Guinness Zero in Indonesia, and new ready to drink offerings. We reduced marketing investment, largely in China and South East Asia, where the consumer environment was challenged. Performance, primarily the reduction in stock levels, in South East Asia resulted in a significant operating loss for that market. Our Chinese white spirits business regained profitability after a loss last year. This return to profitability, along with cost savings, resulted in an overall margin improvement for Asia Pacific of two percentage points. The full consolidation of USL added £921m of net sales and £53m of operating profit to reported performance for the region.

KEY HIGHLIGHTS

- In **South East Asia**, net sales declined 28% given an inventory level reduction in specific wholesale channels, with Johnnie Walker Red and Black Label most impacted. Performance in these channels was also impacted by transferring sales from some Indian travel retail customers to Global Travel Asia. New regulations in Indonesia caused major disruptions, and Guinness net sales declined 30%. In Thailand, price repositioning on Johnnie Walker Red Label and Smirnoff led to negative price/mix, however, Johnnie Walker Red Label volume was up double digit in the second half, while Smirnoff gained share.
- In **Greater China**, net sales were up 15%. Taiwan net sales increased 6%, driven by continued success of The Singleton, which was up significantly and has become the largest malt brand in Taiwan. Mainland China was up 26% including an 11pps benefit from an additional quarter of Shuijingfang to align financial year end timing. Shuijingfang grew significantly through innovation, strengthened route to consumer, and a soft prior year comparable. Shuijingfang also generated profit and drove margin improvement for Greater China, due to a significant reduction in the underlying business loss and benefiting from provision releases. While scotch in mainland China was down 17%, due to increased competition for on trade contracts and a reduction in wholesaler inventory levels, The Singleton and Haig Club drove growth and share gains.
- Despite shipment disruptions due to new food safety labelling requirements, **Diageo India** volume was up 5% and net sales up 3%, and all key priority brands grew depletions. Investment in Johnnie Walker and VAT 69 campaigns, and a Black & White packaging relaunch

drove continued premiumisation. The Smirnoff Black launch helped increase Smirnoff share by 5pps over the past three months to 56% of vodka. The integration of Diageo and USL completed, and from June, USL started selling Diageo brands.

- Global Travel, Asia and Middle East** net sales were up 4% including 6pps of benefit from transferring sales from some Indian travel retail customers from South East Asia. Middle East performance slowed in the second half due to geopolitical tensions and increased pricing pressure on scotch, with second half sales down 16%. Across GTME, Diageo brands gained share particularly in whisky, led by Johnnie Walker in Global Travel Asia, where premium and above variants drove the brand's net sales growth.
- Net sales in **Australia** improved 2%, reversing a first half decline. Spirits were up 2%, driven by super premium scotch, spiced rum, and North American whisk(e)y. Captain Morgan net sales grew nearly 50% and it is now the second largest rum brand behind Bundaberg. While pricing pressure impacted Bundaberg and Smirnoff, depletions improved in the last quarter. Ready to drink growth continued in the second half driven by Captain Morgan variants and pack format innovations from several brands.
- North Asia** net sales were up 1% with Japan up 10% and Korea down 2%, as second half performance slowed following an increase in import duties after a Customs settlement in January. In Korea, whisky contraction decelerated, and the launch of lower ABV offering W ICE by Windsor stabilised Windsor share in the fourth quarter. While Windsor was down, whisky sales in Korea benefited from strong growth of Johnnie Walker Blue and Black Label. Guinness was up 41%, driven by a campaign and price promotion. In Japan, performance improved due to scotch growth, with depletions up high single digit, and increased distribution and new flavours of Smirnoff Ice.
- Marketing** investment decreased 8%, due to Johnnie Walker reductions, particularly in Black Label, in China and South East Asia. In China, investment declined in the competitive on trade and was reinvested in testing new at home and with meal off trade campaigns. In Thailand and the Philippines, Johnnie Walker investment focused on recruiting consumers and maintaining Gold and Blue Label sponsorships. Many markets also supported Haig Club's launch.

Markets:	Organic volume movement ⁽ⁱ⁾ %	Organic net sales movement %	Reported net sales movement %
Asia Pacific	(3)	(2)	64
South East Asia	(24)	(28)	(28)
Greater China	3	15	17
India	5	3	1,732
Global Travel, Asia and Middle East	5	4	3
Australia	1	2	(5)
North Asia	1	1	(1)
Spirits ⁽ⁱⁱ⁾	(3)	(3)	83
Beer	(13)	(12)	(16)
Ready to drink	(2)	1	(5)

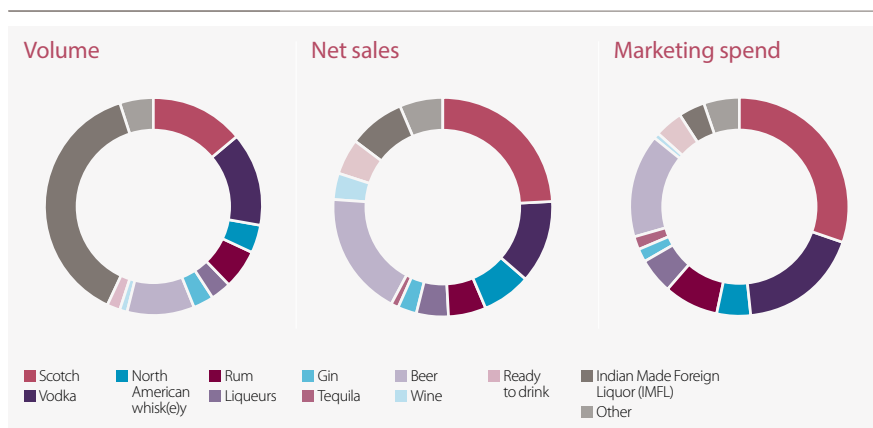
Global giants and local stars⁽ⁱⁱ⁾:

Johnnie Walker	(10)	(14)	(14)
Smirnoff	(3)	(7)	(9)
Guinness	(13)	(12)	(16)
Captain Morgan	–	11	8
Baileys	(4)	(13)	(16)
Windsor	(10)	(10)	(8)
Bundaberg	(5)	(7)	(13)
Shui Jing Fang	275	239	245

(i) Organic equals reported movement for volume except for Asia Pacific 622%, India 6347%, and spirits 710%, reflecting the full consolidation of USL.

(ii) Spirits brands excluding ready to drink.

CATEGORY REVIEW



- **Global giants** represent 39% of Diageo net sales
- **Johnnie Walker**, with nearly 70% of its net sales in the emerging markets, was impacted by currency weakness and inventory reductions in South East Asia and export channels in Latin America. In the United States, the brand lapped the shipment of two big innovations, Gold Label Reserve and Platinum Label in the prior year; Red and Black Label were negatively impacted by reduced promotional activities. In China, the government’s anti extravagance measures drove continued closure of traditional on trade outlets, leading to increased competition in the modern on trade negatively impacting the whole scotch category. Many other markets delivered strong performance, including Cameroon, Angola, Ghana, and East Africa with net sales up more than 50% and Mexico, Venezuela, and Colombia which all delivered double digit sales growth. In the developed markets in Asia Pacific, Johnnie Walker performed strongly and net sales grew high single digit.
- **Smirnoff** net sales declined 2%, largely driven by the United States, and the weakness in flavoured vodka there. The relaunch of the brand with the ‘Exclusively for Everybody’ marketing campaign, new packaging and targeted price promotions drove improved depletions momentum and share gains on Smirnoff Red. In Western Europe, a number of countries, notably Great Britain, delivered growth. Net sales were up in Latin America, with Brazil growing 8% following the national ‘Cheers to Real Life’ campaign launch. Smirnoff had a very strong year in South Africa with Smirnoff 1818 sales growing 27%.

	Organic volume movement ⁽ⁱ⁾ %	Organic net sales movement %	Reported net sales movement %
Spirits⁽ⁱⁱ⁾	(2)	(1)	10
Scotch	(4)	(5)	(9)
Vodka	–	1	1
North American whisk(e)y	10	12	15
Rum	(3)	(3)	(6)
Liqueurs	(1)	(4)	(8)
Gin	4	5	3
Tequila	10	14	38
Beer	3	4	(2)
Ready to drink	(11)	(4)	(13)
Wine	(1)	(1)	(1)
Total	(1)	–	5

(i) Organic equals reported movement for volume except for total 58%, spirits 72%, ready to drink (18)%, liqueurs (1)%, and tequila 25%, largely reflecting the full consolidation of USL, the acquisition of Don Julio and the termination of agency brand distribution agreements, including Jose Cuervo.

(ii) Spirits brands excluding ready to drink.

	Organic volume movement ⁽ⁱ⁾ %	Organic net sales movement %	Reported net sales movement %
Global giants			
Johnnie Walker	(6)	(9)	(12)
Smirnoff	(1)	(2)	(3)
Captain Morgan	(4)	(6)	(7)
Baileys	(4)	(4)	(8)
Tanqueray	6	5	5
Guinness	(2)	–	(5)
Local stars			
Crown Royal	13	12	15
Yeni Raki	(4)	4	(6)
JeB	(2)	(4)	(9)
Buchanan’s	(9)	(3)	(12)
Windsor	(10)	(10)	(8)
Old Parr	(13)	(14)	(24)
Bundaberg	(5)	(7)	(13)
Bell’s	(3)	(5)	(14)
White Horse	(5)	(7)	(26)
Ypióca	(5)	(3)	(14)
Cacique	(37)	3	(32)
Shui Jing Fang	268	235	241
Reserve			
Scotch malts	11	16	12
Círoc	6	6	9
Ketel One vodka	(3)	(2)	1
Don Julio	8	12	43
Bulleit	34	38	42

(i) Organic equals reported movement for volume, except for Don Julio where reported volume growth is 98%.

(1) Spirits brands excluding ready to drink.

- **Captain Morgan** net sales were down 6% due to the performance of the brand in the United States, where Captain Morgan held share in a flat rum category that is facing heightened competition from other categories. The decline in shipments was driven by weakness on Original Spiced Rum, and Captain Morgan White Rum which lapped its launch last year. The launch of Captain Morgan White Flavours partially offset the shipments decline on the core variants. Elsewhere, the brand's performance continued to be strong with double digit growth in Great Britain, Germany, Southern Europe, Australia, India, and East Africa.
 - **Baileys** net sales declined 4% having started the year with high inventory levels. It experienced softer depletions this year in the United States and Nigeria. In China, after weakness in the first half, specific interventions to drive consumer conversion resulted in stronger second half depletions, up mid single digit. In Western Europe performance was impacted by lapping the launch of Chocolat Luxe in the prior year, but the Baileys brand achieved share gains in the key markets of Great Britain and Germany. The brand continued to expand its footprint in emerging markets, with double digit growth in Colombia, West LAC, and Africa Regional Markets.
 - **Tanqueray** gin benefited from a strong focus on increased visibility and distribution in the on trade, supported by the highly effective 'Tonight We Tanqueray' campaign. This drove strong double digit growth in Western Europe, particularly in Spain and Great Britain, with accelerating growth in Germany and Benelux. Net sales for the gin brand grew 6%, with Tanqueray No. TEN up double digit in every region.
 - **Guinness** net sales were flat, reflecting a strong performance in both the United States and Western Europe, where the brand grew 3% and 2% respectively. This was achieved through a combination of acclaimed innovations such as Blonde American Lager and Dublin Porter that built on the Guinness brewing heritage, a drive to increase presence and distribution in bars, and a series of award winning marketing campaigns built under the 'Made of More' platform. In Nigeria, sales declined but performance improved over the course of the year and volume share stabilised. Sales declined in Indonesia due to adverse regulatory changes.
 - **Local stars** represent 16% of Diageo net sales. Overall performance was good with net sales growth of 4%. In developed markets, there was double digit growth on certain premium brands that have resonance with particular consumer groups, such as Buchanan's in the United States with the Hispanic community, and Crown Royal Regal Apple with millennial consumers in high energy occasions. In China, Shui Jing Fang showed significant growth due to innovation, a strengthened route to consumer, and a soft prior year comparable. In emerging markets more broadly, there was good performance from local and secondary imported brands as certain consumer segments traded down, particularly where local production protected pricing from currency volatility. The net result is that whilst premium imported brands such as Windsor and Old Parr have seen sales decline, there was strong growth on brands such as Yeni Raki in Turkey, Cacique in Venezuela and White Horse in Brazil.
 - **Reserve brands** represent 13% of Diageo net sales, and continued to perform well with net sales growth of 8%. During the economic volatility of recent years, the wealthy consumer base that underpins reserve has been resilient. The slight deceleration in overall reserve growth was driven by lapping strong innovation shipments on Johnnie Walker Gold Label Reserve and Platinum Label in the United States. Ketel One vodka faced increased competitive pressure from both within and outside the category. Across the wider portfolio, performance was strong. Scotch malts grew double digit, led by The Singleton which was the fastest growing of the top 5 global malt whisky brands last year. The very strong performance of Bulleit continued with sales up 38%, benefiting from high advocacy amongst the bartender community. Zacapa rum and tequila Don Julio also delivered double digit growth globally, reflecting the quality and heritage of these products, and the strength of the reserve business model. Cîroc continues to expand its footprint outside of North America with strong growth in Western Europe, particularly Great Britain, where it rapidly gained share from the market leader and is now the number two ultra premium vodka.
- Other Key Highlights**
- Within whisk(e)y, **scotch** represents 24% of Diageo net sales and declined by 5%. Approximately 80% of this decline was due to inventory reductions in South East Asia and export channels in Latin America on Johnnie Walker, Buchanan's, and Old Parr. Other brands including Haig Club, The Singleton, and scotch malts globally, and Buchanan's in the United States performed well, with many growing double digit.
 - Also within whisk(e)y, **North American whisk(e)y**, which represents 7% of Diageo net sales, grew 12% this year with over 2pps of positive price/mix. This strong performance was driven by the successful launch of Crown Royal Regal Apple, the continued strong growth of Bulleit, and the acclaimed range of rare bourbons in the Orphan Barrel series.
 - **Vodka** represents 12% of Diageo net sales and grew 1%. The growth of Cîroc in Europe and North America, as well as Smirnoff in Africa and Latin America was partially offset by the decline of Smirnoff in developed markets.
 - **Beer** represents 18% of Diageo net sales, grew 4% and delivered 1.1pps of positive price/mix. Beer in Africa grew 8%, led by double digit growth in Africa Regional Markets. In Nigeria, the success of Orijin and Satzenbrau more than offset declines in Guinness and Harp. East Africa delivered double digit growth on Guinness and a good performance with Tusker. Performance of Guinness in developed markets was good, driven by the successful launch of Brewer's Project innovations and Blonde American Lager.
 - **Ready to drink** represents 5% of Diageo net sales and declined 4% this year. The main driver of this decline was in South Africa with Smirnoff Ice Double Black and Guarana where the brand lapped a strong performance in the previous year and an increase in inventories ahead of its transition to DHN Drinks. Elsewhere there was growth in ready to drink, including East Africa, West LAC, and Australia. In Great Britain, ready to drink cans underpinned sales growth of 7% in the category.
 - **Wine** represents 4% of Diageo sales and declined 1%. In the United States, a decline of 1% was driven by depletion softness as the business lapped one off programming in the prior year on core brands. In Europe, commercial challenges on Blossom Hill were offset by the strong performance of [yellow tail].

SUSTAINABILITY & RESPONSIBILITY REVIEW

2015 has been a year of significant progress in our approach to sustainability and responsibility. With our 2015 targets expiring this year, and in light of external factors such as the UN's new Sustainable Development Goals, we evaluated the strengths and weaknesses of our strategy against our track record of performance and the work we have done over the last few years in understanding the expectations and concerns of our stakeholders.

As a result, in December 2014, we launched new, ambitious targets for 2020 for our most material issues, which build on our achievements to date, and are aligned with the emerging UN Sustainable Development Goals. Our targets, which focus on leadership in alcohol in society, building thriving communities and reducing our environmental impact, are an essential part of how we will deliver our Performance Ambition (see page 16 for more information). Given their increasing importance to the business as a whole, this year we have added safety and carbon emissions to our 2014 non-financial key performance indicators, responsible drinking programmes, water efficiency and employee engagement.

Looking ahead – focusing on impact

During the year, we appointed a new Sustainable Development Director to lead the team, embed our strategy, and develop sound metrics for our targets and a co-ordinated framework for meeting them everywhere we do business. This will involve a more sophisticated approach focused on impact rather than input. We need to improve how we measure what our programmes are delivering both within and outside our business.

We also need to understand better how everything we do is connected – our impact as a local employer providing jobs and paying taxes, with our impact as a company selling alcoholic drinks in regulated markets; our impact as a manufacturer using shared natural resources and purchasing from local and global suppliers, with our impact as a marketer of iconic, much loved brands, for instance. To create one of the best performing, most trusted and respected consumer goods companies in the world,

we need to understand the impact we have as a company, with the aim of ensuring that overall, our contribution is a positive one.

We have already begun this work with our new integrated water strategy, our Water Blueprint, launched in April 2015, which has given us a deeper understanding of the total impact of our water use and in which we have prioritised what we need to do to improve our stewardship of water.

Performance against 2015 targets

We will be reporting next year on how we are developing our approach beyond water and how we are performing against our new targets for 2020. In the meantime, in this report we are focusing on the progress we have made towards our 2015 targets and the challenges and opportunities that face us as we look towards 2020 and beyond. In recognition of our new targets, we are structuring this review around the three areas:

- **Leadership in alcohol in society** – which covers our existing target for responsible drinking programmes
- **Reducing our environmental impact** – which covers our existing targets for water, carbon emissions, waste and packaging
- **Thriving communities** – which covers our existing targets for our communities, and our indicators for our people and our supply chain.

We also continue to report on governance and ethics (see page 47), which underpin how we do business – in a responsible and ethical way – and which are essential for earning the trust and respect of everyone who comes into contact with Diageo.

- 📄 Further details in the S&R Performance Addendum 2015.
- 🌐 Further details at www.diageo.com.

APPROACH TO UNITED SPIRITS LIMITED (USL) DATA

Following the acquisition of USL, we are progressively integrating operating systems and practice. As a result, we have only included USL data in the following:

- Employee numbers and Values Survey data
- Environmental data for water, carbon and waste.

All other data excludes USL.

LEADERSHIP IN ALCOHOL IN SOCIETY

PERFORMANCE AGAINST TARGETS

Responsible drinking programmes

298⁽ⁱ⁾ (vs 373 in 2014)

- (i) In shifting our focus towards the Global Producers' Commitments, we supported fewer programmes this year, and in line with our 2020 target, we are prioritising impact, which involves supporting fewer but more effective programmes.

Our brands are made with pride, and made to be enjoyed – responsibly. Consumed moderately and responsibly by adults who choose to drink, alcohol can be part of a balanced lifestyle, and play a positive role in social occasions and celebrations.

The misuse of alcohol, however, can cause serious problems for individuals, communities and society. We care passionately about reducing alcohol-related harm through our own programmes and through partnership and collaboration with others – and we seek to provide consumers with the information and tools they need to make informed choices about drinking or not drinking.

Reducing alcohol-related harm

Diageo shares the goal set by the World Health Organization (WHO) of reducing alcohol-related harm by 10% across the world by 2025. We are also one of the 13 leading alcohol beverage companies acting on the Global Beer, Wine and Spirits Producers' Commitments to Reduce Harmful Drinking. These Commitments are the largest ever industry initiative to implement effective ways to address harmful drinking.

These Commitments identified five areas for action over five years from January 2013:

- (1) reducing underage drinking
- (2) strengthening and expanding marketing codes of practice
- (3) providing consumer information and responsible product innovation
- (4) reducing drink driving
- (5) enlisting the support of retailers.

We believe that efforts to reduce the misuse of alcohol are most effective when government, civil society, individuals and families, as well as

the industry, work together. Our approach is built around providing consumers with information; promoting rigorous company and industry standards for responsible marketing; supporting effective programmes and partnerships to tackle alcohol misuse; and advocating effective, evidence-based policy.

Providing consumer information

In March 2015, we announced our commitment to provide consumers with alcohol content and nutrition information per typical serve – a first for any alcohol company. We intend to provide this information through Diageo's responsible drinking website DRINKiQ.com, and/or on-pack in a majority of Diageo's markets, subject to local regulatory approval.

Furthermore, the Diageo Alcohol Beverage Information Policy (DABIP) provides mandatory minimum standards for the information that must be included on labels and packaging, including at least one and up to three responsible drinking symbols, a link to DRINKiQ.com, alcohol content, a list of allergens, and recycling symbols. The DABIP mandatory elements will be in place on all Diageo-owned brands in all markets (where legally permitted) by the end of December 2017. Meanwhile, our DRINKiQ.com site, available in multiple languages, already includes a wealth of information about nutrition and responsible drinking.

Developing our approach for 2020

We are proud of the approach we have taken, over decades, to help tackle harmful drinking. In setting ourselves new targets for 2020 we aim to continue to go beyond industry-wide commitments. From this year, we will work in partnership to support programmes to address harmful drinking in our top 20 countries that can be evaluated for efficacy and impact, and will report on the results. We also aim to reach one million adults with training materials that enable them to champion responsible drinking.

Performance against 2015 targets

Industry performance against each of the five Global Beer, Wine and Spirits Producers' Commitments to Reduce Harmful Drinking is tracked through key performance indicators. In year two (2014) of the five-year programme, the industry has shown progress in key areas



REDUCING ALCOHOL-RELATED HARM: 'DRINK RIGHT', JAMAICA

Increasingly, we're using studies to support, evaluate and report on the impact of our programmes, so we can keep learning – and keep improving.

This year we studied the efficacy of our 'Drink Right' programme in Jamaica. Alongside a range of partnership and public policy initiatives, Drink Right reaches consumers with responsible drinking messages through social media and television, radio and print. The campaign also provides training to retailers, promotes the 'We ID' programme to deter underage drinking, and promotes a culture of drinking the right way.

Our study showed areas of progress – and areas for improvement. In our sample, 72% said they were aware of the campaign, and of those, 47% said they believed their drinking behaviour had improved as a result. Results like these help us strengthen and focus our efforts towards our ultimate goal – reducing harmful drinking.

including underage drinking, reducing drink driving, and strengthening and expanding marketing codes of practice to promote responsible drinking. Digital Guiding Principles which, building on many existing codes, set high standards for digital advertising, were launched in September 2014.

While this unified approach has undoubtedly increased our reach, there is still more work to be done. Our aim is to reduce the harmful use of alcohol through these programmes and by working closely with governments and civil society. A detailed progress report on year two of the Global Producers' Commitments will be published in autumn 2015 and can be found on www.producerscommitments.org.

Complaints about advertising upheld by industry bodies that report publicly (2015)

		Industry complaints upheld	Complaints upheld about Diageo brands
Australia	Alcohol Beverage Code	5	0
Ireland	Advertising Standards Authority for Ireland (ASAI)	1	0
United Kingdom	The Portman Group	4	1
	Advertising Standards Authority (ASA)	35	1
United States	Distilled Spirits Council of the United States (DISCUS)	2	0

Responsible drinking programmes

Diageo supported 298 responsible drinking programmes in more than 50 countries, focused on reducing alcohol misuse by working with others to seek to raise awareness and change people's attitudes and behaviour.

This is a reduction from the number of programmes we supported last year; it is driven by our stronger focus on implementing programmes in support of the Global Producers' Commitments. Additionally, as stated in last year's report and in line with our 2020 target to measure the impact of our programmes in our top 20 countries, we are prioritising programmes that show impact. This may mean we support fewer, but more effective programmes. Evaluation of our initiatives will help us improve.

Our approach in each country is based on the needs of local stakeholders, so the programmes are varied, but last year they included advertising campaigns that raised awareness of the risks of excessive drinking, funding the training of midwives about foetal alcohol syndrome, supporting the medical profession in identifying and helping problem drinkers, and initiatives with public and private partners to reduce drink driving, including free rides and enforcement campaigns. In line with our 2020 targets and our aim to focus on the impact of our programmes, we have started to publish evaluations of our initiatives on our website, www.diageo.com.

Responsible marketing

The Diageo Marketing Code and Digital Code are our mandatory minimum standards for responsible marketing, and we review them every 12-18 months to ensure they represent best practice.

Five industry bodies publicly report breaches of their self-regulatory codes. This year, Diageo was found to be in breach by the Advertising Standards Authority in the United Kingdom for a television commercial for Parrot Bay frozen pouches on the grounds of underage appeal, and by the Portman Group in the United Kingdom for a pre-filled 20cl counter-top unit because the phrase 'mix it up tonight' could be seen as an encouragement of immoderate consumption. The marketing material was immediately withdrawn.

REDUCING OUR ENVIRONMENTAL IMPACT

PERFORMANCE AGAINST 2015 TARGETS⁽ⁱ⁾

Improve water efficiency by 30%

10.4% (vs 2014) 30.2% (vs 2007)

Reduce water wasted in water-stressed sites by 50%

33.4% (vs 2014) 45.3% (vs 2007)

Reduce polluting power of wastewater by 60%

16.3% (vs 2014) 3.1% (vs 2007)

Reduce carbon emissions equivalent by 50%

8.7% (vs 2014) 33.3% (vs 2007)

Eliminate waste to landfill

48.5% (vs 2014) 85.4% (vs 2007)

Reduce average packaging weight by 10%⁽ⁱⁱ⁾

1% (vs 2014) 7% (vs 2009)

Increase average recycled content across all packaging to 42%⁽ⁱⁱ⁾

1.5% (vs 2014) 39% (vs 2009)

Make all packaging 100% recyclable/reusable⁽ⁱⁱ⁾

0.01% (vs 2014) 98.6% (vs 2009)

(i) Figures include USL, except for packaging-related data.

(ii) Packaging targets are measured against a 2009 baseline, rather than the 2007 baseline for other environmental metrics.

The success of our business is dependent on many natural resources, some of which are becoming increasingly constrained as rising demand and climate change place them under pressure. We are committed to minimising our environmental impact across our operations, and we are extending our environmental programmes into the broader supply chain. This will help ensure the sustainability and security of our supply chain, supporting the resilience and growth of our business.

Our environmental strategy embodies our aspiration to be a business which does not materially deplete natural resources, reduces our impact on climate change, causes no lasting damage to species, habitats, or biodiversity – and, where possible, improves the environment we operate in.

Setting our ambitions for 2020

In 2008, we set ourselves a series of challenging targets to achieve by 2015 in the areas of water, carbon emissions, and waste. These were primarily absolute targets which acknowledged that our existing impacts

should be reduced in real terms compared to a 2007 baseline, regardless of the future size of the business. In 2009, we added commitments covering packaging.

These targets have catalysed significant improvements and have been the basis for sustained programmes of investment that will have long-lasting benefits for our business and the environment. We have made considerable progress and significantly reduced our environmental impact during a period when our total production and operational footprint have increased. The progress against the individual targets is detailed to the left. We have not met all of our stretching targets, but we have made significant improvements, particularly in water efficiency, one of our most important resources, with much of the improvement delivered in water-stressed locations.

Our new and expanded targets for 2020 reflect our commitment to continuing and accelerating progress to reduce our environmental impacts, within our direct operations and in the wider supply chain, with a set of goals that genuinely stretch and challenge our business. These new targets expand our existing strategy and increase our focus on environmental impacts in our broader supply chain. They continue to prioritise water stewardship, including an additional target to replenish the amount of water used in our final product in water-stressed areas, and address carbon, waste, and packaging. We have also added targets on zero net deforestation, paper and board sourcing, and eliminating ozone-depleting refrigerants.

The importance of water

We and our stakeholders recognise that water stewardship is one of the most material aspects of our environmental strategy. The Diageo Water Blueprint, launched in April 2015, defines our strategic approach to water stewardship. Incorporating our 2020 targets, it is an integrated approach based on four core areas where we will increase our efforts: in the sourcing of raw materials; in our own operations; in the communities in which we operate; and through local and global advocacy for best practice in water stewardship.

We have expanded our strategy to encompass the company's broader global supply chain, which will enable us to better understand and manage Diageo's total impact on water, while focusing on water-stressed areas (see map on page 15). We will also continue to invest in infrastructure and sanitation that provides access to safe water to communities through our Water of Life programme (see pages 43–44).

Environmental performance

This year saw a period of particular growth through acquiring control of United Spirits Limited (USL) in India, which significantly expanded our operational footprint in India and increased our volume of production globally. The environmental data reported in this section includes USL, with the exception of packaging. The water efficiency and carbon emissions performance reported on pages 12 and 13 exclude USL.

Water stewardship

We recognise that we will only become one of the best performing, most trusted and respected companies in the world if we responsibly manage all our material environmental impacts, particularly water. The acquisition of USL reinforces this, given the increased number of water-stressed sites we now manage in India (see map on page 15).

This year we improved water use efficiency by 10.4% and reduced absolute water withdrawals by 2,876,000 cubic metres. In water-stressed locations, we have reduced water wasted by 33.4%. For example in Brazil, investing in optimising water use at our Paraipaba distillery significantly reduced total water withdrawals in this acutely water-stressed location. At our breweries in Kaasi, Ghana, and at our two sites in Nigeria, water use per litre brewed has improved by 29% and 4% respectively, through improving water management and new ways of working.

Water used for agricultural purposes on land under Diageo’s operational control extends to 622,150 cubic metres and is reported separately from water used in our direct operations. The majority of this irrigation water is in respect of sugar cane.

We also aim to reduce the polluting power of wastewater, measured in biochemical oxygen demand (BOD) grams. Overall we reduced BOD by 16.3% this year. Compared to our 2007 baseline, BOD load has reduced by 3.1% and, while not meeting our 2015 target, the multiple investments we have made in wastewater treatment facilities, including in Africa where we have reduced BOD by around 90%, are reducing the polluting power of wastewater discharges. The application of cutting edge technology at our bioenergy plant at Cameronbridge Distillery in Scotland, which accounts for approximately 60% of our total BOD, has proven challenging, although compared to the previous year it did reduce BOD load by 16.6%. We will continue to invest to develop and refine the technology and we remain confident that it will deliver the multiple environmental benefits anticipated.



SAVING WATER WHERE IT IS NEEDED MOST – CEARÁ, BRAZIL

In the Brazilian state of Ceará, water is precious. The region has been subject to a serious drought, and businesses need to do what they can to help save water.

Our Paraipaba distillery in Ceará has invested in making its use of water more efficient – and has reduced the total amount of water it withdraws by 1.7 million cubic metres in 2015. Where it previously took

85 litres of water to produce a litre of our products, it now takes just 13. The savings are equivalent to the water needs of 10,000 people, making a significant difference in an area of severe water scarcity.

As well as making changes to the way in which we grow the sugar cane used at our distillery, and the way that it is washed and processed, we have invested in new measures such as an indirect heating system which returns distillation condensate to our boilers, and closed cooling water circuits.

Water stewardship is our highest environmental priority, and we have set ourselves the target of reducing water use in our operations by improving water use efficiency by 50% worldwide.

Water efficiency by region, by year (l/l)^{(i), (ii), (iii)}

	2007	2013	2014	2015
North America	6.7	6.5	5.3	5.1
Europe	7.9	6.7	7.0	6.7
Africa	9.6	6.4	5.9	5.5
Latin America and Caribbean	21.9	21.0	20.6	6.9
Asia Pacific	7.0	6.7	5.7	5.7
Diageo (total)	8.6	7.1	6.7	6.0 ^{(iv)Δ}

Wastewater polluting power by region, by year (BOD/t)⁽ⁱ⁾

	2007	2013	2014	2015
North America	248	12	15	13
Europe	22,927	33,842	35,851	31,543
Africa	9,985	6,068	2,722	639
Latin America and Caribbean	565	11	10	33
Asia Pacific	46	482	482	489
Corporate	1	1	1	1
Diageo (total)	33,772	40,416	39,081	32,718
Total under direct control	32,947	40,161	38,848	32,493 ^A

(i) 2007 baseline data and data for each of the intervening years in the period ended 30 June 2014 have been restated in accordance with Diageo’s environmental reporting methodologies.
 (ii) In accordance with Diageo’s environmental reporting methodologies, total water used excludes irrigation water for agricultural purposes on land under the operational control of the company.
 (iii) Figures include USL.
 (iv) As disclosed on page 12, Diageo total water efficiency by region excluding USL is also 6.0l/l.
 Δ Within KPMG’s independent limited assurance scope. Please see page 143 for further details.

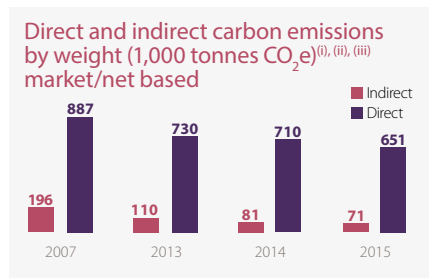
Carbon emissions

We use the World Resources Institute/ World Business Council for Sustainable Development Greenhouse Gas Protocol as a basis for reporting our carbon emissions, and we include all facilities over which we have operational control for the full fiscal year.

This year Diageo's carbon emissions (CO₂e) were reduced by 8.7% in absolute terms, or 68,400 tonnes (market/net), compared to the prior year. Since 2007 we have reduced absolute tonnes of CO₂e by 33%. This falls short of our 50% target, largely as a result of the expansion of the business through acquisition and volume growth, particularly in distilling which is an energy-intensive process with consequent increases in carbon emissions. The reductions we have made represent the sum of several large investments, many small improvements, increases in green energy sourcing, and the application of new technology. We remain committed to the goal of a 50% reduction in carbon emissions, while also extending our ambitions to reduce our total supply chain emissions by 30%, both of which are included in our 2020 targets.

Diageo's total direct and indirect carbon emissions (location/gross) for this year were 909,000 tonnes^Δ (direct emissions 704,000 tonnes and indirect emissions 205,000 tonnes). In 2014, total direct and indirect carbon emissions (location/gross) were 982,000 tonnes (direct emissions 761,000 tonnes and indirect emissions 221,000 tonnes). The intensity ratio for this year was 236 grams per litre packaged^Δ (2014 – 254 grams per litre packaged).

This year, approximately 58.5% of electricity at our production sites came from low-carbon sources such as wind, hydro and nuclear (2014 – 56.1%). This includes, at some sites, generating our own electricity from renewable sources, including solar, biomass and biogas.



(i) CO₂e figures are calculated using the WRI/WBCSD GHG Protocol guidance available at the beginning of our financial year, the kWh/CO₂e conversion factor provided by energy suppliers, the relevant factors to the country of operation, or the International Energy Agency, as applicable.
(ii) 2007 baseline data, and data for each of the intervening years in the period ended 30 June 2014, have been restated in accordance with the WRI/WBCSD GHG Protocol and Diageo's environmental reporting methodologies.
(iii) Figures include USL.

Carbon emissions by weight by region (1,000 tonnes CO₂e)^{(i), (ii), (iii)}

	2007	2013	2014	2015
North America	217	50	56	54
Europe	405	359	355	331
Africa	251	244	215	224
Latin America and Caribbean	34	20	22	20
Asia Pacific	151	149	129	79
Corporate	25	18	14	14
Diageo (total)	1,083	840	791	722 ^{(iv), Δ}

(i) CO₂e figures (market/net) are calculated using the WRI/WBCSD GHG Protocol guidance available at the beginning of our financial year, the kWh/CO₂e conversion factor provided by energy suppliers, the relevant factors to the country of operation, or the International Energy Agency, as applicable.
(ii) 2007 baseline data, and data for each of the intervening years in the period ended 30 June 2014, have been restated in accordance with the WRI/WBCSD GHG Protocol and Diageo's environmental reporting methodologies.
(iii) Figures include USL.
(iv) As disclosed on page 13, Diageo total carbon emissions excluding USL are 652,000 tonnes CO₂e.
Δ Within KPMG's independent limited assurance scope. Please see page 143 for further details.

Total waste to landfill by region (tonnes)^{(i), (ii)}

	2007	2013	2014	2015
North America	40,828	538	246	197
Europe	22,464	8,322	6,525	7,207
Africa	33,492	12,172	9,685	4,474
Latin America and Caribbean	4,930	919	870	724
Asia Pacific	8,268	15,625	13,765	2,978
Corporate	1,140	847	453	692
Diageo (total)	111,122	38,423	31,544	16,272 ^Δ

(i) 2007 baseline data and data for each of the intervening years in the period ended 30 June 2014 have been restated in accordance with Diageo's environmental reporting methodologies.
(ii) Figures include USL.
Δ Within KPMG's independent limited assurance scope. Please see page 143 for further details.

In the United Kingdom, 99.5% of our electricity came from low-carbon sources.

For our work on carbon with suppliers, see page 46.

Waste to landfill

This year, we reduced waste to landfill by 48.5% compared to 2014, and by 85% since 2007, against our challenging goal of eliminating it altogether. We have made progress through continuously improving how we segregate waste to enable recovery and reuse. We have also reduced the overall amount of material we use, found alternative uses for waste including in agriculture, recycling, and recovering waste for energy. Eliminating waste to landfill therefore remains one of our targets for 2020, although we recognise that it will become more technologically and economically challenging the closer we get to eliminating residual volumes in certain applications.

Sustainable packaging

The packaging that helps protect and market our brands has environmental impacts throughout a chain that stretches from our suppliers, through the retailer, to the consumer and beyond. Our Sustainable Packaging Guidelines are used by brands and support our ongoing programme to produce packaging with low environmental impact.

We are satisfied with our performance against our sustainable packaging targets,

with a 1% reduction in average pack weight contributing to a cumulative 7% reduction since 2009; recycled content increasing by 1.5% to an overall average of 39%; and 98.6% of our packaging being reusable or recyclable. While we continue to challenge packaging across the portfolio, some highlights have included the removal of the glass handle from Smirnoff 1.75 litre glass bottles, and the 'light-weighting' of Bell's whisky bottles. Higher cullet contents have been achieved with our glass suppliers in Europe, Brazil and North America.

Looking to 2020, we will continue and accelerate initiatives to maximise the recycled content in our packaging, optimise and reduce the weight of packs, and remove materials that cannot be recycled, or are difficult to recycle, including PVC, foil, mixed plastics, ceramics and some laminates. Where viable alternatives exist, we will remove materials such as ink and heavy metals that may pose a risk to the environment. We have added a new target for 2020 of zero net deforestation from paper and board sourcing.

Assurance

Independent limited assurance was provided for Diageo's operational environmental metrics for greenhouse gas emissions, water usage, water efficiency, wastewater discharge (BOD) under direct control, and waste to landfill. See page 143 for details.

BUILDING THRIVING COMMUNITIES

Diageo can only operate successfully if we work within a broad community of people, businesses and agencies to create shared value. We have a responsibility for, and a clear commercial interest in, ensuring that our people, our suppliers, the communities around our operations, and society at large all thrive as a result of Diageo's business.

As a successful business, we create significant value directly within this broad community through our daily operations, providing jobs, sourcing ingredients, services and materials from suppliers, and paying local duties. But creating shared value in a lasting way extends beyond this – to addressing development challenges such as skills gaps or access to clean water, advocating high standards of governance, rewarding our people, and supporting farmers and other suppliers as they help us build a sustainable value chain.

A history of engagement

Contributing to the communities and societies we are part of is nothing new to Diageo – our history is rich with examples of community action dating back to Arthur Guinness's work with Dublin's poor in the 19th century, and we have always valued and rewarded our people and the agricultural supply chains that we rely on and support.

In recent years, however, we have increasingly looked at the potential for shared value across our entire value chain. We set targets for ourselves in the fields of community empowerment, employee engagement and diversity, and local sourcing, while looking to develop these further into an integrated whole.

Developing our approach for 2020

To get a better measure of our progress in building thriving communities, we will evaluate and report on the tangible outcomes of our actions. This will include our community programmes, which enable those who live and work in our communities, particularly women, to have the skills and resources to build a better future for themselves, as well as our initiatives to increase diversity and employee engagement among our people while ensuring they are safe at work.

We will also continue to strengthen our supply chains, through more partnerships with farmers, further targets for the local sourcing of agricultural raw materials in Africa, and continued commitment to improving labour standards and human rights in our supply chains, including our

ongoing commitment to the UN Guiding Principles on Business and Human Rights.

Community empowerment

PERFORMANCE AGAINST TARGETS

Improve access to safe drinking water for one million people in Africa every year until 2015

600,000 (vs 1 million in 2014; total 10 million since 2008)

Train 100,000 people through our Learning for Life programme by 2016

7,417 (vs 14,000 in 2014)

Empower two million women through our Plan W programme by 2016

115,091 (vs 40,545 in 2014)

An essential part of our contribution to the wider communities that enable our business to flourish and grow is our investment in long-term, actively managed programmes that help serve critical local needs, such as access to clean water and developing skills and empowerment.

This year Diageo invested £15.5 million or 0.6% of operating profit to charitable projects that help serve critical local need (2014 – 0.6% of operating profit). From this year we will work towards our 2020 ambition of further evaluating the outcomes of the community programmes we engage in, and strengthening the connections between our individual initiatives and our overall strategy of creating shared value.

Access to clean water

We have a long and proud tradition of investing in local communities through our Water of Life programme, which often involves participation by our employees and is increasingly focused on our supply chain. When we set our target in 2006, our overall



MAKING A DIFFERENCE: MEASURING THE IMPACT OF OUR PROGRAMMES

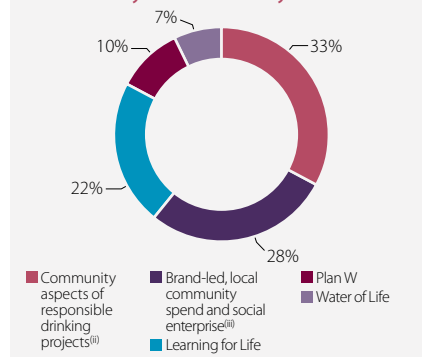
In 2014, we embarked on our largest ever series of studies to measure and report on the impact our community projects are having.

These evaluation studies looked at 49 Water of Life projects in Ghana, exploring their impact on income, employment, female empowerment, health, and economic value. We also evaluated our Learning for Life training programmes in the Dominican Republic, Jamaica, Mexico, Brazil and Colombia.

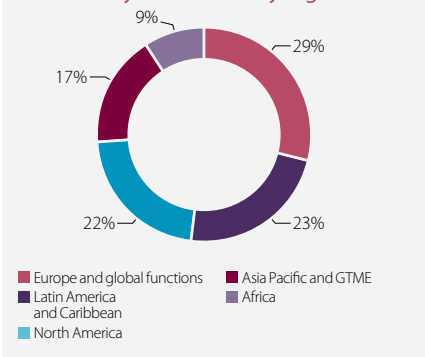
We have learnt that Water of Life projects are the main source of water supply for 79% of beneficiary households – and have helped empower women by reducing the time spent sourcing water each day by 33%. They have also helped reduce the incidence of waterborne disease, and supported an estimated 34,000 livelihoods.

The studies also show that Learning for Life has had positive impacts on many beneficiaries' lives and, like all our evaluation studies, have given us essential insights into how we can improve our programmes so they keep making a difference.

Community investment by focus area⁽ⁱ⁾



Community investment by region⁽ⁱ⁾



(i) This excludes our legacy commitment to the Thalidomide Trust and the Thalidomide Foundation Ltd of £9.8 million which in prior years we included as part of our community investment data.

(ii) This is a sub-section of the total responsible drinking budget.

(iii) Category includes cause-related brand campaigns, local market giving and disaster relief.

goal was to reach eight million people, which suggested we needed to reach one million people per year. Although this year we reached only 600,000, overall we have reached more than 10 million people through more than 230 projects in 18 countries, surpassing our initial aspiration by almost 25%. Our initiatives support boreholes, wells, rainwater harvesting, and domestic filtration devices.

Learning for Life

Learning for Life supports vocational and life-skills training which improve the prospects of individuals, families, communities and societies while strengthening our value chain through its emphasis on hospitality, retail, and entrepreneurship.

This year Diageo ran over 85 Learning for Life programmes in 32 countries, training 7,417 people, and bringing the total number of people trained to 109,894, exceeding our 2016 target by 9,894. Our impact studies in five countries in Latin America show that the programmes enabled 75% of participants to get jobs, including 44% with formal contracts, and to increase earnings four-fold. Overall, the studies show that the programmes have benefited over half a million people, when taking into account the effects on participants' families. The young people involved also talk about the increased self-esteem and dignity they gained alongside valuable and recognised employment skills.

Plan W

Plan W is a sustainable development programme aiming to empower women and enable them to play a greater role in the economy by developing their hospitality and business enterprise skills. Since December 2012, Plan W has empowered 115,091 women, reaching 575,455 people indirectly across 15 countries, largely in Asia. While we continue to develop more projects, our aspiration to empower two million women across the world will only be achieved through broader partnerships and more global engagement than we have hitherto achieved. Alongside our internal diversity programme, we will explore how we can work with others to increase our reach.

The Diageo Foundation

The Foundation is a registered charity funded entirely by Diageo. It makes grants in support of projects or local charitable causes and disaster relief, particularly in regions where support from our employees and operations can be leveraged. This year, it funded 20 programmes in 11 markets including India and Ghana, and donated disaster relief to Sierra Leone and Nepal. This year we undertook a review of the Foundation to ensure it continues to support Diageo's

community development programmes effectively.

Our people

PERFORMANCE AGAINST TARGETS

Engagement score

75% (vs 73% in 2014)

Gender diversity in senior management

26% (vs 28% in 2014)

Reduction of actual lost-time accidents (LTAs)

10% (since 2014)

Our people are at the heart of our success and we want them to be able to deliver their best in a safe, welcoming environment.

Health and safety

Everyone has the right to work in a safe, healthy environment, and our global Zero Harm programme is designed to ensure that all our people go home safe, every day. Sadly, in December 2014, a colleague in South Africa was killed in a road traffic accident whilst driving back from a sales event.

Diageo has a Severe and Fatal Incident Prevention (SFIP) programme specifically designed to identify and eliminate or control severe and fatal risks in our operations. SFIP has significantly reduced the number of severe accidents, but it is always under review, and the circumstances of the tragic accident above have been investigated so that we can take measures to reduce the risk to our people further.

Our Zero Harm philosophy is aimed at eliminating workplace accidents, and we had

set a stretching global target to deliver less than one lost-time accident (LTA) per 1,000 people by 2015. Since 2007 we have seen significant progress towards this target, although this year we did not meet our annual 40% rate reduction target thereby also missing the original aspiration for 2015. Our overall LTA rate has remained static at 1.66^A year on year, driven primarily by accidents in our offices and sales functions. It is worth noting that the actual number of accidents has reduced by 10%, however a reduction in headcount means this improvement is not reflected in the rate.

Our overall LTA rate compares favourably with peer organisations, however our commitment to our safety purpose – that everyone goes home safe, every day, everywhere – means we will always seek to improve. In March 2015, Diageo recorded its first ever LTA-free month, something we will look to build on through the ongoing application of our Zero Harm strategy. In addition to continuing to identify and control risks, we will increase our focus on the behavioural aspects of safety and grow a safety culture rooted in prevention. LTAs now occur more frequently at offices than at other sites, and we are introducing new procedures to ensure safety in offices is addressed through Risk Management Committees. We are strengthening our Slips, Trips and Falls Prevention programme and we continue to strongly promote our responsible driving programmes.

Employee engagement

We communicate with employees on matters of importance to them and the company in a variety of ways, including through our digital channels. Our principal

ENGINEERING SAFETY INTO EVERYTHING WE DO

We believe safety is fundamental, and we have introduced two new ways to embed it into the core of our business – through what we build, and through the people we work with.


From 2014, as part of our Engineering Safety initiative, every capital engineering project we start on is designed to a global engineering safety standard.

And while safety is being designed into everything we engineer, we are also building it into the way we work with contractors, suppliers and site visitors as well as our own people.

We are seeing good results from our work – as just one example, in 2015 our Meta Abo brewery in Ethiopia recorded 1,500,000 hours without a lost-time accident. But we will keep going – until everyone goes home safe, every day, everywhere.

THINK SAFETY...

So we all go home safe, every day.



means of gathering employees' views is our annual values-based survey, which helps us assess how well we are bringing our values to life, engaging our people and enabling them to perform. We want our people to be 'engaged': passionate about our strategy, connected to our values, and motivated to be and perform at their best. We support our employees through clear policies, competitive reward programmes, coaching and development opportunities, and health and wellbeing initiatives.

This year, 94% (25,022 out of the 26,710 able to participate) of our people participated in our online Annual Values Survey, with 75% identified as 'engaged'. Our people confirmed that one of our core strengths continues to be our employees' pride and strong sense of ownership in our business and our brands.

In our strategy for 2020, we have reinforced our commitment to employee engagement through new targets, including our ambition to be a top quartile performer on measures including employee satisfaction, pride, and loyalty.

Diversity

Our diversity and inclusion practices are a key competitive advantage to our business. We aim to inspire, support and empower women to take on greater leadership roles across the world. Currently, five of our 11 Board members are women, representing 45% of the directors.

We are committed to a diverse leadership and the promotion of local leaders. Currently, six of the 15 members of the Executive Committee are women, representing 40% of the committee; 26% of our senior management positions are held by women; and our 21 managing directors represent 16 different nationalities.

Human rights

In our workplaces and the communities in which we operate, we believe a serious commitment to respecting human rights is fundamental. We recognise that we are responsible for the impact of our operations on our employees, on workers in our supply chain, on consumers of our products, and on the communities in which we operate. Our policies and guidelines, including our Human Rights Policy, outline our approach to human rights, and we will continue to demonstrate our commitment through our actions.

We are a signatory to the UN Global Compact and the UN Women's Empowerment Principles and, as part of our 2020 targets, we have committed to acting in accordance with the UN Guiding Principles on Business and Human Rights.

Lost-time accident frequency rate per 1,000 full-time employees⁽ⁱ⁾

	2011	2012	2013	2014	2015
North America	5.06	4.15	1.64	0.84	1.83
Europe	5.29	2.41	2.12	2.08	2.51
Africa	1.48	1.82	2.55	0.56	1.20
Latin America and Caribbean	3.42	1.44	10.88	4.7	0.66
Asia Pacific	1.41	0.0	1.26	1.62	1.21
Diageo (total)	3.73	2.14	2.97	1.66 ⁽ⁱⁱ⁾	1.66 ^a

(i) Number of accidents per 1,000 employees and directly supervised contractors resulting in time lost from work of one calendar day or more.

(ii) Updated to include Gleneagles Hotel and one additional LTA in North America which occurred at the end of the 2014 financial year but was not previously reported.

△ Within KPMG's independent limited assurance scope. Please see page 143 for further details.

Number of days lost to accidents per 1,000 full-time employees

	2011	2012	2013	2014	2015
Diageo (total)	158.8	106.6	66.0	49.7	89.4

Fatalities	2011	2012	2013	2014	2015
Diageo (total)	4	1	4	1	1

Average number of employees by region by gender⁽ⁱ⁾

	Men	Women	Total
North America	1,958	1,303	3,261
Europe	6,713	4,285	10,998
Africa	4,366	1,132	5,498
Latin America and Caribbean	1,834	1,115	2,949
Asia Pacific	8,808	1,848	10,656
Diageo (total)	23,679	9,683	33,362

Average number of employees by role by gender

	Men	Women	Total
Senior manager ⁽ⁱⁱ⁾	543	191	734
Line manager ⁽ⁱⁱⁱ⁾	3,938	1,719	5,657
Supervised employee ^(iv)	19,198	7,773	26,971
Total	23,679	9,683	33,362

New hires by region by gender⁽ⁱ⁾

	Men	Women	Total	% of regional headcount
North America	229	161	390	12.0
Europe	846	683	1,529	13.9
Africa	631	226	857	15.6
Latin America and Caribbean	375	265	640	21.7
Asia Pacific	597	283	880	8.3
Diageo (total)	2,678	1,618	4,296	12.9
Percentage of total new hires	62.3	37.7		

Leavers by region by gender⁽ⁱ⁾

	Men	Women	Total	% of regional headcount
North America	239	190	429	13.2
Europe	848	604	1,452	13.2
Africa	409	109	518	9.4
Latin America and Caribbean	411	198	609	20.7
Asia Pacific	801	277	1,078	10.1
Diageo (total)	2,708	1,378	4,086	12.2
Percentage of total leavers	66.3	33.7		

(i) Employees have been allocated to the region in which they reside.

(ii) Top leadership positions in Diageo, excluding Executive Committee.

(iii) All Diageo employees (non-senior managers), with one or more direct reports.

(iv) All Diageo employees (non-senior managers) who have no direct reports.

We do not tolerate discrimination, harassment, bullying or abuse; we comply with wage and hour laws; we respect our employees' decision to join or not join a trade union; and we do not tolerate forced or compulsory labour. We will not work with anyone, including any supplier, who does not adopt these values.

We aim to provide opportunities for a wide range of people including those with disabilities, fostering a culture that allows for a variety of lifestyles. Our training and education programme includes retraining, if needed, for people who have become disabled. Where possible, we encourage a flexible approach to working and emphasise the importance of treating individuals justly and in a non-discriminatory manner throughout the employment relationship, including recruitment, compensation, training, promotion, and transfers.

Our robust controls, compliance and ethics programme is described in the Governance and Ethics section on page 47.

Sustainable supply chains

PERFORMANCE AGAINST TARGETS

Percentage of potential high-risk supplier sites registered with SEDEX that were audited in 2015

19% (vs 17% in 2014)

Percentage of agricultural materials sourced locally across Africa in 2015

70% (vs 66% in 2014)

Our supply chains create value directly to local economies, and provide one of the most important ways in which we support and build capability among the communities in which we work. They are also an important part of our contribution to driving higher standards in sustainability and business ethics, bringing shared value to individuals, businesses and society.

A secure, stable supply chain is also critical to the long term performance of our business. We have a clear interest in mitigating risk, and in supporting suppliers in strengthening their sustainability in ways that benefit them as well as us.

We source goods and services from a wide variety of businesses around the world, and our procurement systems depend on relationships with suppliers that are local, regional, and global. We expect all our suppliers to follow our Partnering with Suppliers Standard, which sets out our minimum social, ethical and environmental compliance standards, and we invite them to be our partners more widely in providing responsibly-sourced materials and services

which have a positive impact on communities and the environment.

Responsible sourcing

Around 28,000 direct suppliers from more than 100 countries provide us with the raw materials, expertise, and other resources which help us make great brands. We aim to help them improve their sustainability performance by optimising due diligence.

We do this principally through SEDEX, a not-for-profit organisation that enables suppliers to share assessments and audits of ethical and responsible practices with multiple customers, and AIM-PROGRESS, a forum of over 40 leading consumer goods companies which promotes responsible sourcing practices and sustainable supply chains. We also have an internal Know Your Business Partner (KYBP) programme, which assesses third parties against the risk of bribery and corruption.

To date, 1,298 of Diageo's potential high-risk supplier sites have registered with SEDEX, up from 1,193 last year. Of these, 1,170 have completed a SEDEX self-assessment questionnaire. More than 200 of these supplier sites were independently audited during the last three years; either commissioned by Diageo (34), or accessed through SEDEX and AIM-PROGRESS (219).

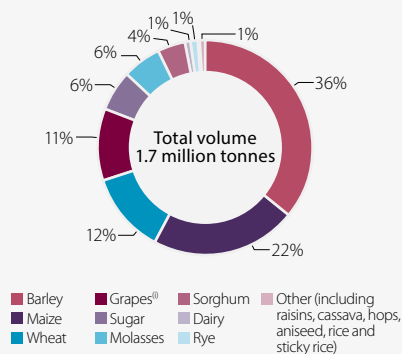
We have continued to make progress on our work with our supply chain on carbon emissions, in particular through the CDP (formerly the Carbon Disclosure Project) Supply Chain programme, a platform for engaging key suppliers on carbon emissions. Of the 154 suppliers we engaged last year, 92% responded to the CDP questionnaire, giving us further insights as we tackle our new 2020 target of reducing carbon emissions in our supply chain by 30%.

Our confidential whistleblowing service, SpeakUp, is open to our suppliers. This year Diageo received reports from two suppliers and vendors through SpeakUp.

Partnerships with farmers

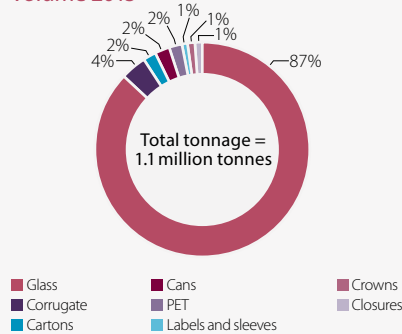
Our brands have always had long-standing and value-sharing relationships with farmers, on whose raw materials we rely. We continue to work with local agricultural communities to support them and the long term supply of our ingredients, and where appropriate we help equip them with the knowledge, tools and specialist support to develop sustainable agriculture. This year we joined the Sustainable Agriculture Initiative (SAI) Platform, the food and beverage industry initiative that supports the development of sustainable agriculture around the world. In Africa, where we see significant potential for developing more sustainable farming

Global raw materials by volume 2015



(i) This year we have excluded grapes from bulk wine purchases to ensure our figures represent only raw materials we buy directly; grapes therefore represent 11% of raw materials by volume this year, compared with 14% in 2014.

Global packaging materials by volume 2015



DIAGEO CDP SUPPLY CHAIN PROGRAMME – WORKING TOGETHER TO CUT CO₂

We have set ourselves the target of reducing absolute greenhouse gas emissions along our total supply chain by 30% – and we will only achieve it by working with suppliers, to help them help us by reducing their own emissions.

At our May 2015 supplier conference in Gleneagles, Scotland, we took the opportunity to engage 59 of our key global suppliers, raising awareness of our commitments on carbon.

Central to our work is the CDP, the world's largest and most comprehensive global system for carbon disclosure. In 2014, we invited 154 suppliers, who between them represent 80% of our spend in key categories, to disclose their carbon performance – and 92% responded.

Such a high response rate tells us that suppliers are willing to engage, and their responses help us gauge overall performance of the supply chain. They also help us identify hotspots and opportunities to reduce our collective emissions.

practices, we have met our goal of sourcing 70% of agricultural materials locally by 2015 – locally being defined as materials sourced within Africa and used by our African markets. We have increased this target to 80% for 2020.

GOVERNANCE AND ETHICS

PERFORMANCE AGAINST TARGETS

Manager level and above employees completing Annual Certification of Compliance

100% (100% in 2014)

Employees leaving Diageo due to a breach of the Code of Business Conduct or other policies

109 (vs 146 in 2014)

People want to trust the company behind the brands that they love. Our reputation can only be sustained if every one of us is doing the right thing, every day, everywhere.

We are committed to conducting our business responsibly and in accordance with all laws and regulations to which our business activities are subject. To help our employees make the right decisions at work, we have a sound corporate governance structure and a robust risk, controls and compliance programme, with our Code of Business Conduct (our Code) at the heart of our business.

Standards and procedures

This year we refreshed our Code (published in July 2015), which sets the standard for what is expected of everyone working at Diageo, and from which our other policies and standards flow. Each employee at manager level and above completes an Annual Certification of Compliance (ACC) to confirm their understanding of, and adherence to, our Code and any applicable policies, and to identify any areas of possible non-compliance. In 2015, the ACC was completed by all eligible managers – 9,271 of our employees, or approximately 40% of our people.

This year we also launched our breach management global standard, and refreshed our risk management global standard, as part of the continuing evolution of our risk management programme.

Global risk and compliance

The global risk and compliance team provides rigorous oversight of our risk management, internal control, and compliance and ethics programme across Diageo. Our overriding aim is to encourage integrity in every part of the business: we want employees to act with exemplary

conduct in all their business interactions and truly embody our value of being proud of what we do.

Due care in delegating authority

As our business expands, it is important to ensure that we embed our standards and procedures in all new business units. We plan ahead and move quickly to ensure our new acquisitions are operating to the same standards as our existing businesses, and we are consistent in our stance on non-compliance issues. We are also committed to establishing good working relationships with our other business partners, including our suppliers, and ensuring that they adhere appropriately to our principles.

USL, which was integrated this year, updated their Code of Business Conduct & Ethics during the year. It sets out USL's commitment to conducting business in accordance with our purpose and values, and 100% of USL executives were trained on how to apply it in their work. The Code has clearly defined policies on important areas such as responsible marketing, quality and food safety, anti-corruption, gifts and entertainment, and many more that are aligned with our values and our sustainability goals.

Risk management

Our risk management global standard requires all markets and functions to perform risk assessments at least annually to consider risks concerning human rights, bribery and corruption, anti-money laundering, and all other relevant laws and regulations, as well as our own Code, policies and standards, and to ensure that mitigation plans for their most significant risks have been established.

Training and communications

Each market has its own training plan for our Code and key policies, which they deliver through locally organised, risk-based training. To further embed ownership of this agenda with employees, some of our businesses go beyond basic training with annual engagement events such as the Pathway of Pride programme in Africa, Ethics Day in Asia Pacific, and Compliance Day in Great Britain.

When an employee joins Diageo, he or she must complete training about our Code within 30 days. The 4,296 employees who joined us this year were taken through a one-hour induction on compliance and ethics.

Monitoring, auditing, and reporting

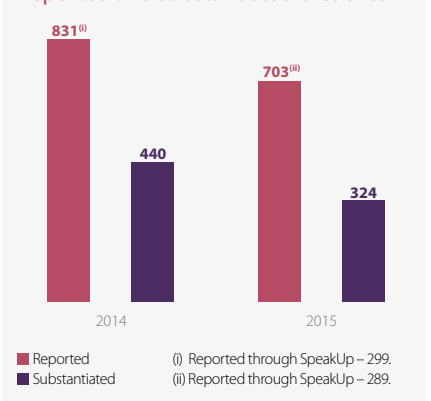
We strive to have a culture in which employees feel comfortable raising concerns about potential breaches of our Code or policies. We expect anyone who comes

across a breach to report it immediately, either through our confidential whistleblowing helpline SpeakUp, to their manager, or to a member of the global risk and compliance, human resources or legal teams. SpeakUp is also available to suppliers.

There were 703 suspected breaches reported this year, of which 324 were subsequently substantiated. Of the suspected breaches, 289 were reported through SpeakUp, compared with 299 in 2014. All identified breaches are taken very seriously and those that require action are investigated.

Our response to proven breaches varies depending on the severity of the matter, and we monitor breaches to identify trends or common areas where further action may be required. This year, 109 people exited the business as a result of breaches of our Code or policies.

Reported and substantiated breaches



Enforcement and incentives

We aim to improve our culture through training, coaching and incentives. Annual performance appraisals give full consideration to both performance and behaviour, with an individual's commitment to Diageo's controls, compliance, and ethics agenda being considered under behaviour. Employees' overall performance affects their pay increases, and, where relevant, their bonuses.

Controls

We have a strong internal control environment, and we have an annual programme to assess, test, and report on the effectiveness of internal controls across our company. Our controls cover all aspects of risk, ranging from financial to operational to reputational risk, and all markets and functions are required to certify annually whether their internal controls are operating effectively, and quickly remediate any weaknesses identified.

DEFINITIONS AND RECONCILIATIONS OF NON-GAAP MEASURES TO GAAP MEASURES

Diageo's strategic planning process is based on the following non-GAAP measures. They are chosen for planning and reporting, and some of them are used for incentive purposes. The group's management believes these measures provide valuable additional information for users of the financial statements in understanding the group's performance. These non-GAAP measures should be viewed as complementary to, and not replacements for, the comparable GAAP measures and reported movements therein.

Volume

Volume is a non-GAAP measure that is measured on an equivalent units basis to nine-litre cases of spirits. An equivalent unit represents one nine-litre case of spirits, which is approximately 272 servings. A serving comprises 33ml of spirits, 165ml of wine, or 330ml of ready to drink or beer. Therefore, to convert volume of products other than spirits to equivalent units, the following guide has been used: beer in hectolitres, divide by 0.9; wine in nine-litre cases, divide by five; ready to drink in nine-litre cases, divide by ten; and certain pre-mixed products that are classified as ready to drink in nine-litre cases, divide by five.

Organic movements

In the discussion of the performance of the business, 'organic' information is presented using pounds sterling amounts on a constant currency basis, excluding the impact of exceptional items and acquisitions and disposals. Organic measures enable users to focus on the performance of the business which is common to both years and which represents those measures that local managers are most directly able to influence.

Calculation of organic movements

The organic movement percentage is the amount in the row headed 'Organic movement' in the tables below, expressed as a percentage of the amount in the row headed '2014 adjusted'. Organic operating margin is calculated by dividing operating profit before exceptional items by net sales after excluding the impact of exchange rate movements and acquisitions and disposals.

(a) Exchange rates

'Exchange' in the organic movement calculation reflects the adjustment to recalculate the prior year results as if they had been generated at the current year's exchange rates.

Exchange impacts in respect of the external hedging of intergroup sales of products and the intergroup recharging of third party services are allocated to the geographical segment to which they relate. Residual exchange impacts are reported in Corporate.

Exchange impacts in respect of profit on intergroup sales of products and the intergroup recharges are reported in 'other operating expenses'.

(b) Acquisitions and disposals

For acquisitions in the current year, the post acquisition results are excluded from the organic movement calculations. For acquisitions in the prior year, post acquisition

results are included in full in the prior year but are included in the organic movement calculation from the anniversary of the acquisition date in the current year. The acquisition row also eliminates the impact of transaction costs that have been charged to operating profit in the current or prior year in respect of acquisitions that, in management's judgement, are expected to complete.

Where a business, brand, brand distribution right or agency agreement was disposed of, or terminated, in the current or prior year, the group, in the organic movement calculations, excludes the results for that business from the current and prior year. In the calculation of operating profit, the overheads included in disposals are only those directly attributable to the businesses disposed of, and do not result from subjective judgements of management.

(c) Exceptional items

Exceptional items are those which, in management's judgement, need to be disclosed by virtue of their size or incidence in order for the user to obtain a proper understanding of the financial information. Such items are included within the income statement caption to which they relate but are excluded from the organic movement calculations.

Organic movement calculations for the year ended 30 June 2015 were as follows:

	North America million	Europe million	Africa million	Latin America and Caribbean million	Asia Pacific million	Corporate million	Total million
Volume (equivalent units)							
2014 reported (restated)	49.3	44.6	24.4	23.0	14.8	–	156.1
Disposals ⁽ⁱⁱ⁾	(0.9)	(0.7)	–	–	–	–	(1.6)
2014 adjusted	48.4	43.9	24.4	23.0	14.8	–	154.5
Acquisitions and disposals⁽ⁱⁱⁱ⁾	0.3	0.4	–	0.3	92.7	–	93.7
Organic movement	(1.4)	(0.2)	1.8	(1.7)	(0.5)	–	(2.0)
2015 reported	47.3	44.1	26.2	21.6	107.0	–	246.2
Organic movement %	(3)	–	7	(7)	(3)	n/a	(1)

	North America £ million	Europe £ million	Africa £ million	Latin America and Caribbean £ million	Asia Pacific £ million	Corporate £ million	Total £ million
Sales							
2014 reported (restated)	3,915	4,935	1,846	1,404	1,801	79	13,980
Exchange ⁽ⁱ⁾	115	(307)	(123)	(152)	(39)	(3)	(509)
Disposals ⁽ⁱⁱ⁾	(75)	(63)	(1)	(1)	(2)	(45)	(187)
2014 adjusted	3,955	4,565	1,722	1,251	1,760	31	13,284
Acquisitions and disposals ⁽ⁱⁱⁱ⁾	28	45	–	29	2,358	48	2,508
Organic movement	(74)	73	146	17	11	1	174
2015 reported	3,909	4,683	1,868	1,297	4,129	80	15,966
Organic movement %	(2)	2	8	1	1	3	1
Net sales							
2014 reported (restated)	3,444	2,814	1,430	1,144	1,347	79	10,258
Exchange ⁽ⁱ⁾	97	(186)	(100)	(123)	(22)	(3)	(337)
Disposals ⁽ⁱⁱ⁾	(62)	(44)	(1)	(1)	(2)	(45)	(155)
2014 adjusted	3,479	2,584	1,329	1,020	1,323	31	9,766
Acquisitions and disposals ⁽ⁱⁱⁱ⁾	25	31	1	24	922	48	1,051
Organic movement	(49)	2	85	(11)	(32)	1	(4)
2015 reported	3,455	2,617	1,415	1,033	2,213	80	10,813
Organic movement %	(1)	–	6	(1)	(2)	3	–
Marketing							
2014 reported (restated)	540	413	152	203	305	7	1,620
Exchange ⁽ⁱ⁾	16	(30)	(10)	(22)	(1)	–	(47)
Disposals ⁽ⁱⁱ⁾	(4)	(5)	–	–	–	(3)	(12)
2014 adjusted	552	378	142	181	304	4	1,561
Acquisitions and disposals ⁽ⁱⁱⁱ⁾	11	4	–	3	65	3	86
Organic movement	(21)	6	5	10	(25)	7	(18)
2015 reported	542	388	147	194	344	14	1,629
Organic movement %	(4)	2	4	6	(8)	175	(1)
Operating profit before exceptional items							
2014 reported (restated)	1,460	853	340	328	283	(130)	3,134
Exchange ⁽ⁱ⁾	27	(67)	(52)	(60)	(13)	4	(161)
Acquisitions and disposals ⁽ⁱⁱ⁾	(2)	(15)	–	(1)	18	2	2
2014 adjusted	1,485	771	288	267	288	(124)	2,975
Acquisitions and disposals ⁽ⁱⁱⁱ⁾	–	13	1	3	48	4	69
Organic movement	(37)	20	29	(7)	20	(3)	22
2015 reported	1,448	804	318	263	356	(123)	3,066
Organic movement %	(2)	3	10	(3)	7	(2)	1
Organic operating margin %							
2015	42.2%	30.6%	22.4%	25.8%	23.9%	n/a	30.7%
2014	42.7%	29.8%	21.7%	26.2%	21.8%	n/a	30.5%
Margin improvement (bps)	(47)	75	75	(41)	209	n/a	24

(1) For the reconciliation of sales to net sales and operating profit before exceptional items to operating profit see pages 24 and 96.

(2) Percentages and margin improvement are calculated on rounded figures.

(3) For the further details of the restatement please see page 50.

Notes: Information in respect of the organic movement calculations

(i) The exchange adjustments for sales, net sales, marketing and operating profit are principally in respect of the Venezuelan bolivar, the euro, the Russian rouble and the US dollar.

(ii) In the year ended 30 June 2015 the acquisitions and disposals that affected volume, sales, net sales, marketing and operating profit were as follows:

	Volume equ.units million	Sales £ million	Net sales £ million	Marketing £ million	Operating profit £ million
Year ended 30 June 2014					
Acquisitions					
Transaction costs	-	-	-	-	12
Integration costs	-	-	-	-	12
	-	-	-	-	24
Disposals					
Jose Cuervo	(0.7)	(54)	(44)	-	9
Bushmills	(0.8)	(79)	(60)	(10)	(28)
Gleneagles	-	(45)	(45)	(2)	(2)
Other disposals	(0.1)	(9)	(6)	-	(1)
	(1.6)	(187)	(155)	(12)	(22)
Acquisitions and disposals	(1.6)	(187)	(155)	(12)	2
Year ended 30 June 2015					
Acquisitions					
United Spirits Limited	92.7	2,356	921	65	53
DeLeón	-	5	5	8	(8)
Don Julio	0.3	28	23	3	6
Transaction costs	-	-	-	-	(1)
Integration costs	-	-	-	-	(7)
	93.0	2,389	949	76	43
Disposals					
Bushmills	0.7	66	50	8	22
Gleneagles	-	48	48	2	4
Other disposals	-	5	4	-	-
	0.7	119	102	10	26
Acquisitions and disposals	93.7	2,508	1,051	86	69

Revised segmental information for the year ended 30 June 2014

In the year ended 30 June 2015 Diageo changed its internal reporting structure to reflect changes made to management responsibilities. As a result of this change, Diageo reports the following geographical segments both for management reporting purposes and in the external financial statements: North America; Europe; Africa; Latin America and Caribbean; Asia Pacific and Corporate. The reconciliation to previously reported figures for volume, sales, net sales, marketing and operating profit before exceptional items for the year ended 30 June 2014 is as follows:

	As reported million	Reclass million	Restated million
Volume (equivalent units)			
North America	49.3	-	49.3
Europe	-	44.6	44.6
Western Europe	33.0	(33.0)	-
Africa	-	24.4	24.4
Africa, Eastern Europe and Turkey	36.0	(36.0)	-
Latin America and Caribbean	23.0	-	23.0
Asia Pacific	14.8	-	14.8
	156.1	-	156.1
Sales			
North America	3,915	-	3,915
Europe	-	4,935	4,935
Western Europe	3,644	(3,644)	-
Africa	-	1,846	1,846
Africa, Eastern Europe and Turkey	3,137	(3,137)	-
Latin America and Caribbean	1,404	-	1,404
Asia Pacific	1,801	-	1,801
Corporate	79	-	79
	13,980	-	13,980

	As reported £ million	Reclass £ million	Restated £ million
Net sales			
North America	3,444	–	3,444
Europe	–	2,814	2,814
Western Europe	2,169	(2,169)	–
Africa	–	1,430	1,430
Africa, Eastern Europe and Turkey	2,075	(2,075)	–
Latin America and Caribbean	1,144	–	1,144
Asia Pacific	1,347	–	1,347
Corporate	79	–	79
	10,258	–	10,258
Marketing			
North America	540	–	540
Europe	–	413	413
Western Europe	323	(323)	–
Africa	–	152	152
Africa, Eastern Europe and Turkey	242	(242)	–
Latin America and Caribbean	203	–	203
Asia Pacific	305	–	305
Corporate	7	–	7
	1,620	–	1,620
Operating profit before exceptional items			
North America	1,460	–	1,460
Europe	–	853	853
Western Europe	639	(639)	–
Africa	–	340	340
Africa, Eastern Europe and Turkey	554	(554)	–
Latin America and Caribbean	328	–	328
Asia Pacific	283	–	283
Corporate	(130)	–	(130)
	3,134	–	3,134

Earnings per share before exceptional items

Earnings per share before exceptional items is calculated by dividing profit attributable to equity shareholders of the parent company before exceptional items by the weighted average number of shares in issue.

Earnings per share before exceptional items for the year ended 30 June 2015 and 30 June 2014 are set out in the table below.

Earnings per share before exceptional items

	2015 £ million	2014 £ million
Profit attributable to equity shareholders of the parent company	2,381	2,248
Exceptional operating items attributable to equity shareholders of the parent company	268	261
Non-operating items	(373)	(140)
Tax in respect of exceptional operating and non-operating items	(51)	(58)
Discontinued operations	–	83
	2,225	2,394
Weighted average number of shares in issue (million)	2,505	2,506
Earnings per share before exceptional items (pence)	88.8	95.5

Free cash flow

	2015 £ million	2014 £ million
Net cash from operating activities	2,551	1,790
Disposal of property, plant and equipment and computer software	52	80
Purchase of property, plant and equipment and computer software	(638)	(642)
Movements in loans and other investments	(2)	7
Free cash flow	1,963	1,235

Return on average total invested capital

	2015 £ million	2014 (restated) ⁽ⁱ⁾ £ million
Operating profit	2,797	2,707
Exceptional operating items	269	427
Profit for the year attributable to non-controlling interests	(87)	(58)
Share of after tax results of associates and joint ventures	175	252
Tax at the tax rate before exceptional items of 18.3% (2014 – 18.2%)	(577)	(606)
	2,577	2,722
Average net assets (excluding net post employment liabilities)	8,910	8,300
Average non-controlling interests	(1,240)	(924)
Average net borrowings	9,682	8,783
Average integration and restructuring costs (net of tax)	1,604	1,498
Goodwill at 1 July 2004	1,562	1,562
Adjustment in respect of acquisition of USL ⁽ⁱⁱ⁾	493	114
Average total invested capital	21,011	19,333
Return on average total invested capital	12.3%	14.1%

(i) The group has revised the calculation of ROIC by excluding the net assets and net profit attributable to non-controlling interests. Before this adjustment, in the year ended 30 June 2014 the ROIC was reported as 13.7%.

(ii) For the years ended 30 June 2014 and 30 June 2015 average net assets were adjusted for the inclusion of USL as though it was owned throughout the year as it became an associate on 4 July 2013 and a subsidiary on 2 July 2014.

Free cash flow

Free cash flow comprises the net cash flow from operating activities aggregated with the net cash received/paid for loans receivable and other investments and the net cash cost paid for property, plant and equipment and computer software that are included in net cash flow from investing activities.

The remaining components of net cash flow from investing activities that do not form part of free cash flow, as defined by the group's management, are in respect of the acquisition and sale of businesses.

The group's management regards the purchase and disposal of property, plant and equipment and computer software as ultimately non-discretionary since ongoing investment in plant, machinery and technology is required to support the day-to-day operations, whereas acquisitions and sales of businesses are discretionary.

Where appropriate, separate explanations are given for the impacts of acquisitions and sale of businesses, dividends paid and the purchase of own shares, each of which arises from decisions that are independent from the running of the ongoing underlying business.

Free cash flow reconciliations for the years ended 30 June 2015 and 30 June 2014 are set out in the below table.

Return on average total invested capital

Return on average total invested capital is used by management to assess the return obtained from the group's asset base and is calculated to aid evaluation of the performance of the business.

The profit used in assessing the return on average total invested capital reflects operating profit before exceptional items attributable to the equity shareholders of the parent company plus share of after tax results of associates and joint ventures after applying the tax rate before exceptional items for the year. Average total invested capital is calculated using the average derived from the consolidated balance sheets at the beginning, middle and end of the year. Average capital employed comprises average net assets attributable to equity shareholders of the parent company for the year, excluding post employment benefit net liabilities (net of deferred tax) and average net borrowings. This average capital employed is then aggregated with the average restructuring and integration costs net of tax, and goodwill written off to reserves at 1 July 2004, the date of transition to IFRS, to obtain the average total invested capital.

Calculations for the return on average total invested capital for the years ended 30 June 2015 and 30 June 2014 are set out in the table below.

Tax rate before exceptional items

Tax rate before exceptional items is calculated by dividing the total tax charge on continuing operations before tax charges and credits, classified as or in respect of exceptional items, by profit before taxation adjusted to exclude the impact of exceptional operating and non-operating items, expressed as a percentage. The measure is used by management to assess the rate of tax applied to the group's continuing operations before tax on exceptional items.

The tax rates from continuing operations before exceptional and after exceptional items for the years ended 30 June 2015 and 30 June 2014 are set out in the table below.

Tax rate before exceptional items

	2015 £ million	2014 £ million
Tax before exceptional items (a)	517	546
Tax in respect of exceptional items	(51)	(99)
Taxation on profit from continuing operations (b)	466	447
Profit from continuing operations before taxation and exceptional items (c)	2,829	2,998
Non-operating items	373	140
Exceptional operating items	(269)	(427)
Profit before taxation (d)	2,933	2,711
Tax rate before exceptional items (a/c)	18.3%	18.2%
Tax rate from continuing operations after exceptional items (b/d)	15.9%	16.5%

Other definitions

Volume share is a brand's retail volume expressed as a percentage of the retail volume of all brands in its segment.

Value share is a brand's retail sales expressed as a percentage of the retail sales of all brands in its segment. Unless otherwise stated, share refers to value share.

Price/mix is the number of percentage points by which the organic movement in net sales exceeds the organic movement in volume. The difference arises because of changes in the composition of sales between higher and lower priced variants/markets or as price changes are implemented.

References to **emerging markets** include Russia, Eastern Europe, Turkey, Africa, Latin America and Caribbean, and Asia Pacific (excluding Australia, Korea and Japan).

References to **reserve brands** include Johnnie Walker Blue Label, Johnnie Walker Green Label, Johnnie Walker Gold Label 18 year old, Johnnie Walker Gold Label Reserve, Johnnie Walker Platinum Label 18 year old, John Walker & Sons Collection, Johnnie Walker The Gold Route, Johnnie Walker The Royal Route, and other Johnnie Walker super premium brands; The Singleton, Cardhu, Talisker, Lagavulin and other malt brands; Buchanan's Special Reserve, Buchanan's Red Seal; Bulleit Bourbon, Bulleit Rye; Tanqueray No. TEN, Tanqueray Malacca; Ciroc, Ketel One vodka; Don Julio, Zacapa, Bundaberg SDIx, Shui Jing Fang, Haig Club whisky and DeLeón Tequila.

References to **global giants** include the following brand families: Johnnie Walker, Smirnoff, Captain Morgan, Baileys, Tanqueray and Guinness. Local stars spirits excluding ready to drink include, but are not limited to, Bell's, Buchanan's, Bundaberg, Bulleit, Cacique, Crown Royal, Don Julio, J&B, Old Parr, Yeni Raki, Ketel One vodka, scotch malts, White Horse, Windsor and Ypióca.

References to **ready to drink** also include ready to serve products, such as pre-mix cans in some markets, and progressive adult beverages in the United States and certain markets supplied by the United States.

References to **beer** include non-alcoholic products such as Guinness Malta and Orijin, a flavoured mixed drink.

This Strategic Report was approved by a duly appointed and authorised committee of the Board of Directors on 29 July 2015 and signed on its behalf by Paul D Tunnacliffe, Company Secretary.

BOARD OF DIRECTORS AND COMPANY SECRETARY

DR FRANZ B HUMER (69)



Chairman, Non-Executive Director^{3*}
Nationality: Swiss/Austrian
Appointed Chairman July 2008 (Appointed Non-Executive Director April 2005)

Current external appointments: Non-Executive Director, CitiGroup Inc. and Chugai Pharmaceutical Co., Ltd

Previous relevant experience: Chairman, INSEAD Board of Directors; Chairman, F. Hoffman-La Roche Ltd; Chief Operating Director, Glaxo Holdings plc

IVAN MENEZES (56)



Chief Executive, Executive Director^{2*}
Nationality: American/British
Appointed Chief Executive July 2013 (Appointed Executive Director July 2012)

Current external appointments: Member of the Council, Scotch Whisky Association; Non-Executive Director, Coach Inc; Member of the Global Advisory Board, Kellogg School of Management, Northwestern University

Previous Diageo roles: Chief Operating Officer; President, North America; Chairman, Diageo Asia Pacific; Chairman, Diageo Latin America and Caribbean; senior management positions, Guinness and then Diageo

Previous relevant experience: marketing and strategy roles, Nestlé, Booz Allen Hamilton Inc. and Whirlpool

DEIRDRE MAHLAN (53)



Chief Financial Officer, Executive Director²
Nationality: American
Appointed Chief Financial Officer and Executive Director October 2010. She will

become the next President, Diageo North America
Current external appointments: Non-Executive Director, Experian plc; Member, Main Committee of the 100 Group of Finance Directors

Previous Diageo roles: Deputy Chief Financial Officer; Head of Tax and Treasury

Previous relevant experience: senior finance positions, Joseph E. Seagram & Sons, Inc.; Senior manager, PricewaterhouseCoopers

LORD DAVIES OF ABERSOCH (62)



Senior Non-Executive Director^{1,3,4*}
Nationality: British
Appointed Senior Non-Executive Director and Chairman of the Remuneration

Committee October 2011 (Appointed Non-Executive Director September 2010)

Current external appointments: Partner and Chairman, Corsair Capital LLC; Chairman, Jack Wills, Chime Communications PLC; Chair of Trustees, Royal Academy of Arts; Vice Chairman, LetterOne Holdings S.A

Previous relevant experience: Minister for Trade, Investment and Small Business for the UK Government; Group Chief Executive, Standard Chartered PLC

PEGGY B BRUZELIUS (65)



Non-Executive Director^{1,3,4}
Nationality: Swedish
Appointed Non-Executive Director April 2009
Current external appointments: Chairman,

Lancelot Asset Management; Non-Executive Director, Akzo Nobel NV, Axfood AB, Lundin Petroleum AB and Skandia Liv AB

Previous relevant experience: Non-Executive Director, Husqvarna AB, Syngenta AG, Scania AB; Managing Director, ABB Financial Services AB; Vice Chairman, Electrolux AB; Executive Vice President, Skandinaviska Enskilda Banken AB

LAURENCE M DANON (59)



Non-Executive Director^{1,3,4}
Nationality: French
Appointed Non-Executive Director January 2006. She will retire from the Diageo Board at the 2015 AGM

Current external appointments: Senior Advisor, Natixis Partners; Non-Executive Director, TF1

Previous relevant experience: Chairman, Leonardo & Co. SAS; Non-Executive Director, Experian Group Limited, Groupe BPCE, Lafuma SA, Plastic Omnium SA and Rhodia SA; served with the French Ministry for Industry and Energy; senior managements posts, Total Fina Elf; Chairman and Chief Executive Officer, France Printemps; Chairman, Executive Board of Edmond de Rothschild Corporate Finance

HO KWONPING (62)



Non-Executive Director^{1,3,4}
Nationality: Singaporean
Appointed Non-Executive Director October 2012
Current external appointments: Executive

Chairman and Founder, Banyan Tree Holdings Limited; Chairman, Laguna Resorts & Hotels Public Company Limited, Thai Wah Food Products Public Company Limited and Singapore Management University; Member, International Council and East Asia Council of INSEAD and Global Advisory Board of Moelis & Company; Governor, London Business School; Chairman of School Advisory Committee, School of Hotel and Tourism Management of the Hong Kong Polytechnic University

Previous relevant experience: Chairman, MediaCorp Pte. Ltd, Non-Executive Director, Singapore Airlines Limited, Standard Chartered PLC and Singapore Power Limited

BETSY D HOLDEN (59)



Non-Executive Director^{1,3,4}
Nationality: American
Appointed Non-Executive Director September 2009
Current external appointments: Senior Advisor,

McKinsey & Company; Non-Executive Director, Time Inc and Western Union Company; Member of the Board of Trustees, Duke University; Member of the Executive Committee, Kellogg School of Management Global Advisory Board

Previous relevant experience: Non-Executive Director, Catamaran Corporation, Tribune Company and MediaBank LLC; President, Global Marketing and Category Development and Co-Chief Executive Officer, Kraft Foods, Inc; Member of the North American Advisory Board, Schneider Electric

NICOLA S MENDELSON (43)



Non-Executive Director^{1,3,4}
Nationality: British
Appointed Non-Executive Director September 2014
Current external appointments: Vice president,

Facebook EMEA; Director, Women's Prize for Fiction; Co-Chair, Creative Industries Council

Previous relevant experience: Executive Chairman, Karmarama; Deputy Chairman, Grey London; Board Director, BBH and Fragrance Foundation; President, Institute of Practitioners in Advertising; Board Member, CEW; Trustee, White Ribbon Alliance; Chair of the Corporate Board, Women's Aid

PHILIP G SCOTT (61)



Non-Executive Director^{1,3,4}
Nationality: British
Appointed Non-Executive Director and Chairman of the Audit Committee October 2007

Previous relevant experience: Non-Executive Director, Royal Bank of Scotland Group plc; President, Institute and Faculty of Actuaries; Chief Financial Officer, Aviva plc

ALAN JH STEWART (55)



Non-Executive Director^{1,3,4}
Nationality: British
Appointed Non-Executive Director September 2014
Current external appointments: Chief Financial

Officer, Tesco plc

Previous relevant experience: Chief Financial Officer, Marks & Spencer and AWAS; Non-Executive Director, Games Workshop plc; Group Finance Director, WH Smith plc; Chief Executive, Thomas Cook UK

PAUL D TUNNACLIFFE (53)



Company Secretary
Nationality: British
Appointed Company Secretary January 2008
Previous relevant experience: Company

Secretary, Hanson PLC

Emma Walmsley has been appointed as a Non-Executive Director with effect from 1 January 2016. She will seek election at the 2016 AGM.

Key to committees

1. Audit
2. Executive (comprising senior management)
3. Nomination
4. Remuneration

* Chairman of committee

EXECUTIVE COMMITTEE

NICK BLAZQUEZ (54)



President, Diageo Africa and Asia Pacific
Nationality: British

Appointed President, Diageo Africa and Asia Pacific September 2014

Previous Diageo roles: President, Diageo Africa, Eurasia & Pacific; President, Africa, Turkey, Russia, Central & Eastern Europe, Global Sales; President, Africa; Managing Director, Diageo Africa and Diageo Asia Key Markets

Previous relevant experience: managerial positions, United Distillers

DAVID CUTTER (47)



President, Global Supply and Procurement
Nationality: Australian

Appointed President, Global Supply and Procurement July 2014

Previous Diageo roles: Supply Director, International Supply Centre; President, Supply Americas; Supply Director, Asia Pacific

Previous relevant experience: leadership roles, Frito-Lay and SC Johnson

Current external appointments: Member of the Council, Scotch Whisky Association

SAM FISCHER (47)



President, Diageo Greater China and Asia
Nationality: Australian

Appointed President, Diageo Greater China and Asia September 2014

Previous Diageo roles: Managing Director, Diageo Greater China; Managing Director of South East Asia, Diageo Asia Pacific; General Manager, Diageo IndoChina and Vietnam

Previous relevant experience: Senior management roles across Central Europe and Indochina, Colgate Palmolive

ALBERTO GAVAZZI (49)



President, Diageo Latin America and Caribbean
Nationality: Brazilian/Italian

Appointed President, Diageo Latin America and Caribbean July 2013

Previous Diageo roles: Managing Director, West Latin America and Caribbean; Global Category Director Whiskey, Gins and Reserve Brands; General Manager Brazil, Paraguay and Uruguay; Vice President Consumer Marketing, Chicago; Marketing Director, Brazil

Previous relevant experience: Colgate-Palmolive; Unilever PLC

JOHN KENNEDY (50)



President, Diageo Europe, Russia and Turkey
Nationality: American

Appointed President, Diageo Europe, Russia and Turkey July 2015

Previous Diageo roles: President, Europe; President, Western Europe; Chief Operating Officer, Western Europe; Marketing Director, Australia; General Manager for Innovation, North America; President and Chief Executive Officer, Diageo Canada; Managing Director, Diageo Ireland

Previous relevant experience: brand management roles, GlaxoSmithKline and Quaker Oats

ANAND KRIPALU (56)



CEO, United Spirits Limited
Nationality: Indian

Appointed CEO, United Spirits Limited September 2014

Previous Diageo roles: CEO-designate, United

Spirits Limited

Previous relevant experience: various management

roles, Mondelez International, Cadbury and Unilever

Current external appointments: Non-Executive Director, Marico

CHARLOTTE LAMBKIN (43)



Corporate Relations Director
Nationality: British

Appointed Corporate Relations Director January 2014

Previous relevant

experience: Group Communications Director, BAE

Systems; Director, Bell Pottinger Corporate & Financial

ANNA MANZ (42)



Group Strategy Director
Nationality: British

Appointed Group Strategy Director July 2013

Previous Diageo roles: Regional Finance Director,

Diageo Asia Pacific; Group Treasurer; Finance Director, Global Marketing, Sales and Innovation; Finance Director Ireland; Vice President Finance, Diageo North America

Previous relevant experience: Unilever PLC and ICI PLC

SIOBHAN MORIARTY (53)



General Counsel
Nationality: Irish

Appointed General Counsel July 2013

Previous Diageo roles:

General Counsel Designate;

Corporate M&A Counsel; Regional Counsel Ireland;

General Counsel Europe

Previous relevant experience: various positions in law firm private practice, Dublin and London

JOHN O'KEEFE (43)



President, Diageo Africa
Nationality: Irish

Appointed President, Diageo Africa July 2015

Previous Diageo roles: CEO and Managing Director,

Guinness Nigeria; Global Head of Innovation and Beer and Baileys; various management and marketing positions, Diageo

SYL SALLER (58)



Chief Marketing Officer

Nationality: American/British

Appointed Chief Marketing Officer July 2013

Previous Diageo roles: Global Innovation Director; Marketing

Director, Diageo Great Britain

Previous relevant experience: brand management and marketing roles, Allied Domecq PLC, Gillette Company and Holson Burnes Group, Inc; Non-Executive Director, Dominos Pizza Group plc

LARRY SCHWARTZ (62)



President, Diageo North America
Nationality: American

Appointed President, Diageo North America March 2012.

He will retire from Diageo at

the end of the calendar year

Previous Diageo roles: President, Diageo USA; President, Joseph E. Seagram & Sons

Previous relevant experience: senior management positions, Joseph E. Seagram & Sons

LEANNE WOOD (42)



Human Resources Director
Nationality: British

Appointed Human Resources Director July 2013

Previous Diageo roles: Global Talent and Organisational

Effectiveness Director; Human Resources Director,

Africa; Human Resources Director, Ireland; Human

Resources Director, Asia Venture Markets

Previous relevant experience: strategy and finance positions, Allied Domecq PLC and LEK Consulting

Andy Fennell, formerly President Diageo Africa, ceased to be an Executive Committee member on 30 June 2015. **Gilbert Ghostine**, formerly President Diageo India and Greater China and Chief Development Officer, ceased to be an Executive Committee member on 30 September 2014.

CORPORATE GOVERNANCE REPORT

Letter from the Chairman of the Board of Directors and the Company Secretary

Dear Shareholder

On behalf of the Board, we are pleased to present the corporate governance report for the year ended 30 June 2015.

The purpose of this report is to explain how Diageo is directed and controlled by your Board and to summarise the corporate governance activity that has taken place during the year.

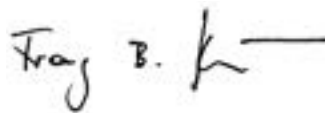
In addition to its overall responsibility for corporate governance, the Board's duties include setting the company's strategy and values and overseeing and supporting management in their day to day running of the business. We continue to believe that your Board demonstrates the appropriate behaviours and has the diversity, skills, independence and knowledge of the business to enable it to successfully discharge its duties.

The principal corporate governance rules applying to Diageo (as a UK company listed on the London Stock Exchange (LSE)) for the year ended 30 June 2015 are contained in The UK Corporate Governance Code as updated and published by the Financial Reporting Council (FRC) in September 2012 (the Code) and the UK Financial Conduct Authority (FCA) Listing Rules, which require us to describe, in our Annual Report, our corporate governance from two points of view: the first dealing generally with our application of the Code's main principles and the second dealing specifically with non-compliance with any of the Code's provisions. The two descriptions together are designed to give shareholders a picture of governance arrangements in relation to the Code as a criterion of good practice.

Throughout the year, Diageo has complied with all relevant provisions set out in the Code, which is publicly available under the heading 'Corporate Governance' at the website of the FRC, www.frc.org.uk.

Diageo must also comply with corporate governance rules contained in the FCA Disclosure and Transparency Rules as well as certain related provisions in the Companies Act 2006 (the Act).

As well as being subject to UK legislation and practice, as a company listed on the New York Stock Exchange (NYSE), Diageo is subject to the listing requirements of the NYSE and the rules of the Securities and Exchange Commission (SEC). Compliance with the provisions of the US Sarbanes-Oxley Act of 2002 (SOX), as it applies to foreign private issuers, is continually monitored. As Diageo follows UK corporate governance practice, differences from the NYSE corporate governance standards are summarised in Diageo's 20-F filing and on our website at www.diageo.com/en-row/ourbusiness/aboutus/corporategovernance.



Dr Franz B Humer
Chairman



Paul D Tunnacliffe
Company Secretary

BOARD OF DIRECTORS

Membership of the Board and Board Committees

The Chairman, Senior Non-Executive Director and other members of the Board, Audit Committee, Nomination Committee and Remuneration Committee are as set out in this Annual Report in the biographies of Directors and members of the Executive Committee.

There is a clear separation of the roles of the Chairman and the Chief Executive. The Chairman, Dr Franz B Humer, is responsible for the running of the Board and for ensuring all Directors are fully informed of matters, sufficient to make informed judgements. As Chief Executive, Ivan Menezes has responsibility for implementing the strategy agreed by the Board and for managing the company and the group. He is supported in this role by the Executive Committee.

The Non-Executive Directors, all of whom the Board has determined are independent, are experienced and influential individuals from a range of industries, backgrounds and countries. No individual or group dominates the Board's decision-making processes.

 A summary of the terms and conditions of appointment of the Non-Executive Directors is available at www.diageo.com/en-row/ourbusiness/aboutus/corporategovernance.

Activities and duties of the Board

The Board manages overall control of the company's affairs with reference to the formal schedule of matters reserved for the Board for decision. The schedule was last reviewed in July 2015 and is available at www.diageo.com/en-row/ourbusiness/aboutus/corporategovernance.

The Board has agreed an approach and adopted guidelines for dealing with conflicts of interest and responsibility for authorising conflicts of interest is included in the schedule of matters reserved for the Board. The Board confirmed that it was aware of no situations that may or did give rise to conflicts with the interests of the company other than those that may arise from Directors' other appointments as disclosed in their biographies.

In order to fulfil their duties, procedures are in place for Directors to seek both independent advice and the advice and services of the Company Secretary who is responsible for advising the Board, through the Chairman, on all governance matters. The Non-Executive Directors meet without the Chairman present, and also meet with the Chairman without management present, on a regular basis.

 The terms of reference of Board Committees are available at www.diageo.com/en-row/ourbusiness/aboutus/corporategovernance.

Induction, training and business engagement

There is a formal induction programme for new Directors, which was followed during the year for Nicola Mendelsohn and Alan Stewart. This included meeting with Executive Committee members and other senior executives individually and visiting the Supply operations in Scotland and the customer collaboration centre in the UK.

Following the initial induction for Non-Executive Directors, a continuing understanding of the business is developed through appropriate business engagements. Visits to customers, engagements with employees, and brand events were arranged during the year.

In addition, Executive Committee members and other senior executives are invited, as appropriate, to Board and strategy meetings to make presentations on their areas of responsibility.

All Directors are also provided with the opportunity, and encouraged, to attend regular training to ensure they are kept up to date on relevant legal developments or changes and best practice and changing commercial and other risks.

Performance evaluation

As reported last year, an externally facilitated evaluation of the Board's effectiveness, including the effectiveness of the Audit, the Remuneration and the Nomination Committees, continued into the subsequent financial year. The external facilitator, Wickland Westcott, has no other connection with the company.

A report was prepared and presented, with the conclusion that the Board and its Committees continued to operate effectively, meeting the requirements and spirit of the Code. The climate within the Board, its capability and the diversity of Board members, were seen as significant factors which contributed to the Board's effectiveness during the year.

There were, nevertheless, areas identified as being of a particular focus: the relationship between the Board and the new executive team, with an aim for the Board to continue to support and mentor the team; ensuring sufficient time was allocated to undertake scenario planning, to generate insight and advantage; the understanding of and the deepening of the Board's relationships with the Company's shareholders; and on emerging market volatility, particularly the markets where there is the potential of significant external volatility or risks.

Without being complacent, the Board was considered to be in good shape to deal with these and support management in its aspirations to deliver the Performance Ambition.

A similar, internal, exercise building on this evaluation and covering the evaluation of the Board and its Committees started during the year and has continued into the subsequent financial year. A report will be prepared for the Board for consideration at its next meeting. The results of the evaluation will be reported in next year's report.

The Chairman has confirmed that the Non-Executive Directors standing for re-election at this year's AGM continue to perform effectively, both individually and collectively as a Board, and that each demonstrate commitment to their roles. The senior Non-Executive Director led a performance evaluation of the Chairman. Feedback was discussed in a meeting with the Executive and Non-Executive Directors and then privately with the Chairman.

It is the Board's intention to continue to review annually its performance and that of its committees and individual directors.

Nomination Committee

Role of the Nomination Committee

The Nomination Committee is responsible for keeping under review the composition of the Board and succession to it, and succession planning for senior leadership positions. It makes recommendations to the Board concerning appointments to the Board.

Any new Directors are appointed by the Board and, in accordance with the company's articles of association, they must be elected at the next AGM to continue in office. All existing Directors retire by rotation every year.

Activities of the Nomination Committee

The principal activities of the Nomination Committee during the year were: the consideration of potential new Non-Executive Directors, in light of the review of the structure and composition of the Board; the review of individual Director performance; a review of the Executive Committee membership and succession planning for it and for senior leadership positions, in addition to a review of diversity within the group.

In respect of the appointment of Emma Walmsley the recruitment process included the development of a candidate profile and the engagement of a professional search agency (which has no other connection with the Company) specialising in the recruitment of high calibre Non-Executive Directors. Reports on potential appointees were provided to the committee, which, after careful consideration, made a recommendation to the Board.

Diversity

Diageo supports diversity within its Board of Directors, including gender diversity. Further information is given in the section of this Annual Report on sustainability & responsibility, our people.

Remuneration Committee

Role of the Remuneration Committee

The role of the Remuneration Committee and details of how the company applies the principles of the Code in respect of Directors' remuneration are set out in the directors' remuneration report.

The Chairman and the Chief Executive may, by invitation, attend Remuneration Committee meetings, except when their own remuneration is discussed. No Director is involved in determining his or her own remuneration.

EXECUTIVE DIRECTION AND CONTROL

Executive Committee

The Executive Committee, appointed and chaired by the Chief Executive, supports him in discharging his responsibility for implementing the strategy agreed by the Board and for managing the company and the group.

It consists of the individuals responsible for the key components of the business: North America, Europe, Africa, Latin America and Caribbean, Asia Pacific, International Supply Centre and the global functions.

The Executive Committee focuses its time and agenda to align with the Performance Ambition and how to achieve the performance imperatives. Performance metrics have been developed to measure progress and a further designated focus is on the company's reputation. In support, monthly performance delivery calls, involving the senior leadership group, focus on progress against the six performance drivers.

To support the market visits made by the presidents in the ordinary course of their business, a small group led by the Chief Executive makes regular market visits focused on the execution of strategy and designed to assist in continuing the development of strategy and in the delivery of performance against the Performance Ambition.

Committees appointed by the Chief Executive and intended to have an ongoing remit, including the Audit & Risk Committee, Finance Committee and Filings Assurance Committee are shown (with their remits) at www.diageo.com/en-row/ourbusiness/aboutus/corporategovernance.

Additional information

Internal control and risk management

An ongoing process has been established for identifying, evaluating and managing risks faced by the group. This process, which complies with the requirements of the Code, has been in place for the full financial year and up to the date the financial statements were approved and accords with the guidance issued by the Financial Reporting Council in October 2005, 'Internal Control: Revised Guidance for Directors on the Combined Code', also known as the Turnbull guidance (as amended by the Flint review).

The Board acknowledges that it is responsible for the company's systems of internal control and risk management and for reviewing their effectiveness. The Board confirms that, through the activities of the Audit Committee described below, it has reviewed the effectiveness of the company's systems of internal control and risk management.

During the year, in line with the Code, the Board considered the nature and extent of the risks it was willing to take to achieve its strategic goals and reviewed the existing internal statement of risk appetite (which was considered and recommended to the Board by both the Audit & Risk Committee and the Audit Committee).

The company has in place internal control and risk management systems in relation to the company's financial reporting process and the group's process for preparation of consolidated accounts. Further, a review of the consolidated financial statements is completed by management to ensure that the financial position and results of the group are appropriately reflected therein.

Compliance and ethics programme

Diageo is committed to conducting its business responsibly and in accordance with all laws and regulations to which its business activities are subject. We hold ourselves to the principles in our Code of Business Conduct, which is embedded through a comprehensive training and education programme for all employees.

Our Code of Business Conduct, which was reviewed and updated during the year in preparation for launch in the next financial year, and other Diageo global policies are available at www.diageo.com/en-row/ourbusiness/aboutus/corporategovernance.

In accordance with the requirements of SOX (and related SEC rules), Diageo has adopted a code of ethics covering its Chief Executive, Chief Financial Officer, presidents and other identifiable persons in the group, including those performing senior accounting and controller functions. No amendments to, or waivers in respect of, the code of ethics were made during the year.

The full text of the code of ethics is available at www.diageo.com/en-row/ourbusiness/aboutus/corporategovernance.

Both the Audit & Risk Committee and the Audit Committee regularly review the strategy and operation of the compliance and ethics programme through the year.

Further information is given in the section of this Annual Report on sustainability & responsibility, governance & ethics.

Relations with shareholders

The Board's primary contact with institutional shareholders is through the Chief Executive and Chief Financial Officer. The Chief Executive and Chief Financial Officer are supported by the investor relations department, who are in regular contact with institutional shareholders and sell-side analysts. A monthly investor relations report, including coverage of the company by sell-side analysts, is circulated to the Board.

The Board also ensures that all Directors develop an understanding of the views of major institutional shareholders through an independent survey of shareholder opinion. In addition, major shareholders are invited to raise any company matters of interest to them at meetings with the chairman and the chairman of the Remuneration Committee. Reports on any meetings are made to the Board.

Private shareholders are invited to write to the chairman or any other Director and express their views on any issues of concern at any time and the AGM provides an opportunity for private shareholders to put their questions in person.

Political donations

The group has not given any money for political purposes in the United Kingdom and made no donations to EU political organisations and incurred no EU political expenditure during the year. The group made contributions to non-EU political parties totalling £0.5 million during the year (2014 – £0.4 million).

These contributions were made, almost exclusively, to federal and state candidates and committees in North America (consistent with applicable laws), where it is common practice to make political contributions. No particular political persuasion was supported and contributions were made with the aim of promoting a better understanding of the group and its views on commercial matters, as well as a generally improved business environment.

Going concern

The Directors confirm that, after making appropriate enquiries, they have reasonable expectation that the group has adequate resources to continue in operational existence for the foreseeable future. Accordingly, they continue to adopt the going concern basis in preparing the financial statements. Further information on going concern is given in this Annual Report under note 1 Accounting information and policies – going concern.

Management’s report on internal control over financial reporting

Management, under the supervision of the Chief Executive and Chief Financial Officer, is responsible for establishing and maintaining adequate control over the group’s financial reporting.

Management has assessed the effectiveness of Diageo’s internal control over financial reporting (as defined in Rules 13(a)-13(f) and 15(d)-15(f) under the US Securities Exchange Act of 1934) based on the framework in ‘Internal Control – Integrated Framework’, issued by the Committee of Sponsoring Organisations of the Treadway Commission (COSO) in 2013. Based on this assessment, management concluded that, as at 30 June 2015, internal control over financial reporting was effective.

During the period covered by this report, there were no changes in internal control over financial reporting that have materially affected or are reasonably likely to materially affect the effectiveness of internal control over financial reporting.

KPMG LLP, an independent registered public accounting firm, who also audit the group’s consolidated financial statements, has audited the effectiveness of the group’s internal control over financial reporting, and has issued an unqualified report thereon, which will be included in the company’s Form 20-F to be filed with the SEC.

Directors’ responsibilities in respect of the Annual Report and financial statements

The Directors are responsible for preparing the Annual Report, the information filed with the SEC on Form 20-F and the group and parent company financial statements in accordance with applicable law and regulations.

Responsibility statement

Each of the Directors, whose names are set out in the Board of Directors and Executive Committee section of this Annual Report, confirms that to the best of his or her knowledge:

- the Annual Report for the year ended 30 June 2015, taken as a whole, is fair, balanced and understandable, and provides the information necessary for shareholders to assess the group’s performance, business model and strategy;
- the consolidated financial statements contained in the Annual Report for the year ended 30 June 2015, which have been prepared in accordance with IFRS as issued by the IASB and as adopted for use in the EU, give a true and fair view of the assets, liabilities, financial position and profit of the group; and
- the management report represented by the Directors’ report contained in the Annual Report for the year ended 30 June 2015 includes a fair review of the development and performance of the business and the position of the group, together with a description of the principal risks and uncertainties that the group faces.

The responsibility statement was approved by the Board of Directors on 29 July 2015.

Directors’ attendance record at the AGM, scheduled Board meetings and Board committee meetings, for the year ended 30 June 2015 was as set out in the table below. For Board and Board committee meetings, attendance is expressed as the number of meetings attended out of the number that each Director was eligible to attend.

	Annual General Meeting 2014	Board (maximum 6) ⁽ⁱⁱ⁾	Audit Committee (maximum 4)	Nomination Committee (maximum 3)	Remuneration Committee (maximum 6)
Dr Franz B Humer	✓	6/6	4/4 ⁽ⁱ⁾	3/3	6/6 ⁽ⁱ⁾
Ivan Menezes	✓	6/6	2/2 ⁽ⁱⁱ⁾	3/3 ⁽ⁱ⁾	6/6 ⁽ⁱⁱ⁾
Deirdre Mahlan	✓	6/6	4/4 ⁽ⁱ⁾	n/a	1/1 ⁽ⁱⁱ⁾
Lord Davies	✓	6/6	4/4	3/3	6/6
Peggy Bruzelius	✓	5/6	3/4	3/3	5/6
Laurence Danon	✓	6/6	4/4	3/3	6/6
Betsy Holden	✓	6/6	4/4	3/3	6/6
Ho KwonPing	✓	6/6	4/4	3/3	5/6
Nicola Mendelsohn	✗	4/5	3/3	1/2	4/5
Philip Scott	✓	6/6	4/4	3/3	6/6
Alan Stewart	✓	4/5	2/3	2/2	4/5

(i) Attended by invitation.

(ii) Attended by invitation, for part only.

(iii) Two non-scheduled Board calls were held during the year, in relation to financial matters.

Where Non-Executive Directors were unable to attend a meeting they gave their views to the Chairman of the respective meetings ahead of the meetings being held. Nicola Mendelsohn was unable to attend the 2014 AGM as a result of another engagement which was arranged prior to her appointment.

Sub-Committee meetings of the Audit Committee were also held involving P G Scott, P B Bruzelius and A JH Stewart.

REPORT OF THE AUDIT COMMITTEE

Letter from the Chairman of the Audit Committee

Dear Shareholder

On behalf of the Audit Committee, I am pleased to present its report for the year ended 30 June 2015.


The purpose of this report is to describe how the Committee has carried out its responsibilities during the year.

In overview, the role of the Audit Committee is to monitor and review: the integrity of the company's financial statements; internal control and risk management; audit and risk programmes; business conduct and ethics; 'whistleblowing'; and the appointment of the external auditor.

A key project undertaken by the Committee during the year was the tender for the external audit, as flagged in my report last year. The tender has been completed and PricewaterhouseCoopers LLP (PwC) were selected. The appointment of PwC will take effect for Diageo's financial year ending 30 June 2016, subject to approval at the company's September 2015 AGM. KPMG has been the group's auditor since 1997 and, on behalf of the Audit Committee, I take this opportunity to thank KPMG for their unstinting professionalism and for the insight that they have brought and the value that they have added to the business during their tenure.

The Committee took note of the publication in September 2014 of an updated version of the UK Corporate Governance Code (Code) and the requirement for a 'viability statement' contained therein. As stipulated, we propose to apply the requirements of the updated Code for Diageo's year ending 30 June 2016 and we have begun the thought process and preparation to enable us to do so. Again in September 2014, the Financial Reporting Council published its 'Guidance on Risk management, Internal Control and related Financial and Business Reporting' (replacing the current 'Turnbull' and other guidance). This is also applicable to Diageo's financial year ending in 2016 and the Committee will oversee the necessary compliance.

In discharging its duties, the Audit Committee seeks to balance independent oversight of the matters within its remit with providing support and guidance to management. I remain confident that the Committee, supported by members of senior management and the external auditors, has carried out its duties in the year under review, effectively and to a high standard.



Philip G Scott
Chairman of the Audit Committee

REPORT OF THE AUDIT COMMITTEE

Role of the Audit Committee

The formal role of the Audit Committee is set out in its terms of reference, which are available at www.diageo.com/en-row/ourbusiness/aboutus/corporategovernance. Key elements of the role of the committee and work carried out during the year are set out as follows.

Financial statements

During the year, the Audit Committee met four times (and a sub-committee met twice) and reviewed the annual reports and associated preliminary year end results announcement, focusing on key areas of judgement and complexity, critical accounting policies, provisioning and any changes required in these areas or policies. In addition, the Audit Committee reviewed the interim results announcement, which included the interim financial statements and the company's interim management results and dealt with the tender for the external audit.

The company has in place internal control and risk management systems in relation to the company's financial reporting process and the group's process for preparation of consolidated accounts. A review of the consolidated financial statements is completed by management (through the work of its filings assurance committee (FAC)) to ensure that the financial position and results of the group are appropriately reflected therein. The Audit Committee reviewed the work of the FAC and a report on the conclusions of the FAC process was provided to the Audit Committee by the Chief Financial Officer.

Significant issues and judgements that were considered in respect of the 2015 financial statements were as follows. These include the matters relating to risks disclosed in the UK external auditor's report.

- Disclosure on the quality of the earnings and one off items included in cash flow. The committee agreed that sufficient disclosure was made in the financial statements.
- The committee determined that exceptional items are appropriately classified considering their size and nature, and sufficient disclosure is provided in the financial statements (see note 4).
- Review of carrying value of assets – in particular intangible assets. The committee agreed that an impairment charge of £41 million be made against the group's equity investment in Hanoi Liquor Joint Stock Company (a Vietnamese spirit company) but that, otherwise, the fair value of the company's assets was in excess of their carrying value (see notes 6 and 10).
- Exchange rate used to translate operations in Venezuela. The committee determined that the appropriate rate used for the year ended 30 June 2015 was the SIMADI rate of \$1 = VEF197.3 (£1 = VEF309.76) compared with \$1 = VEF49.98 (£1 = VEF85.47) for the year ended 30 June 2014 (see note 1).
- Following the completion of the tender offer on 2 July 2014, United Spirits Limited (USL) is accounted for as a subsidiary with a 43.91% non-controlling interest. The fair valuation of assets and liabilities has been finalised during the year ended 30 June 2015. The committee agreed on the appropriateness of the acquisition fair values recognised (see note 9).
- Review of legal cases and contingent liabilities. The committee agreed that adequate provision and disclosure have been made for all material litigation and disputes, based on the currently most likely outcomes, including: litigation in Colombia; a customs dispute in Korea; the guarantee agreement with Standard Chartered in respect of Watson Limited; the USL internal inquiry and related matters; the SEC inquiry; and other legal, customs and tax proceedings (see note 18).
- Assumptions used in respect of post employment plans. Having considered advice from external actuaries and assumptions used by companies with comparator plans, the committee agreed that the assumptions used to calculate the income statement and balance sheet assets and liabilities for post employment plans were appropriate (see note 13).

As part of its review of the Annual Report, the Committee considered whether the report is 'fair, balanced and understandable'. On the basis of this work, the Audit Committee recommended to the Board that it could make the required statement that the Annual Report is 'fair, balanced and understandable'.

Internal control and risk management; audit and risk programme; business conduct and ethics (including 'whistleblowing')

At each of its meetings, the Audit Committee reviewed detailed reports from the heads of the Global Risk & Compliance (GRC) and Global Audit & Risk (GAR) teams (including coverage of the areas mentioned in the title of this section) and had sight of the minutes of meetings of management's Audit & Risk Committee. A key focus for the work of both GRC and GAR during the year and their reporting to the committee, continued to be a review of recent acquisitions. The Committee in turn were thus able to keep under review the development of the controls and compliance framework in acquired companies, bearing in mind the appropriate level for those that were associates during the year rather than wholly owned subsidiaries. The committee also received regular updates from the group general counsel on significant litigation and from the head of tax on the group's tax profile and key issues.

The GRC reporting included a consideration of key risks and related mitigations, including those set out in the section of this Annual Report dealing with principal risks. Based on this activity during the year, the Audit Committee made a recommendation to the Board covering the nature and extent of the risks it was willing to take to achieve its strategic goals and its internal statement of risk appetite (this was considered also by the Audit & Risk Committee). The Board agreed this recommendation.

Through the activities of the Audit Committee described in this report and its related recommendations to the Board, the Board confirms that it has reviewed the effectiveness of the company's systems of internal control and risk management.

External auditor

During the year, the Audit Committee reviewed the external audit strategy and the findings of the external auditor from its review of the interim results and its audit of the consolidated financial statements.

The Audit Committee reviews annually the appointment of the auditor (taking into account the auditor's effectiveness and independence and all appropriate guidelines) and makes a recommendation to the Board accordingly. Any decision to open the external audit to tender is taken on the recommendation of the Audit Committee. There are no contractual obligations that restrict the company's current choice of external auditor.

The Audit Committee assessed the ongoing effectiveness and quality of the external auditor and audit process on the basis of meetings and a questionnaire-based internal review with the finance team and other senior executives. The outcome of the assessment was positive.

The group has a policy on auditor independence and on the use of the external auditor for non-audit services, which is reviewed annually, most recently in July 2015. The review took into consideration the new regulations on non-audit services. Under this policy, the provision of any non-audit service must be approved by the Audit Committee, unless the proposed service is both expected to cost less than £250,000 and also falls within one of a number of service categories which the Audit Committee has pre-approved. All services relevant to taxation requires Audit Committee approval. Fees paid to the auditor for audit, audit related and other services are analysed in the notes to the consolidated financial statements. The nature and level of all services provided by the external auditor is a factor taken into account by the Audit Committee when it reviews annually the independence of the external auditor.

During the year, in light of the requirements of the Code and other recent changes to the regulatory framework, the Committee undertook a tender for the external audit (KPMG having been the Group's auditor since 1997). The result of the tender was that, on the recommendation of the Committee, the Board selected PwC. Subject to approval at the company's September 2015 AGM, the appointment of PwC as auditor will take effect for Diageo's financial year ending 30 June 2016.

'Financial expert' and other attendees

For the purposes of the Code and the relevant rule under SOX, section 407, the Board has determined that Philip Scott is independent and may be regarded as an Audit Committee financial expert.

The Chairman, the Chief Financial Officer, the group general counsel the group financial controller, the head of GAR, the GRC director, the group chief accountant and the external auditor regularly attend meetings of the committee.

The Audit Committee met privately with the external auditor and with the head of global audit and risk as appropriate.

Training and deep dives

During the year, the Audit Committee had risk review and training sessions, presented by senior executives, on: brand assurance; Eurozone risk; catastrophic risk; and an update on cyber risk. In addition, as part of a Board meeting, committee members had a training session on the group's new Risk Management Standard. The Committee concluded at the time that it was satisfied with the company's position on these matters but they would be kept under review.

DIRECTORS' REMUNERATION REPORT

Annual statement by the Chairman of the Remuneration Committee

Dear Shareholder

As Chairman of the Remuneration Committee, I am pleased to present the Directors' remuneration report for the year ended 30 June 2015. This report complies with the UK executive remuneration reporting guidelines and contains:

- The Directors' remuneration policy, as approved by shareholders at the AGM in September 2014;
- The annual remuneration report, describing how the remuneration policy has been put into practice over the year ended 30 June 2015;
- There have been no changes to the Directors' remuneration policy, as approved by shareholders at the 2014 AGM, and it is reproduced in full for both ease of reference and to provide context to the decisions taken by the Committee during the year. The annual remuneration report will be put forward for your consideration and approval by advisory vote at the AGM on 23 September 2015.

Diageo's remuneration principles

The principles underpinning executive remuneration remain fundamentally unchanged, with sustainable performance and long term value creation for shareholders at the heart of our remuneration policies and practices:

- **Delivery of business strategy:** Short and long term incentive plans for Executive Directors and senior managers reward the achievement of Diageo's business strategy and performance goals.
- **Consistent performance:** The focus is on the delivery of performance in a consistent and responsible way which also creates long term value for our shareholders. Alignment between the interests of Executive Directors and shareholders remains a key principle, with Executive Directors required to acquire and hold Diageo shares over the long term.
- **Performance-related compensation:** Reward components offer a balanced mix of short and long term incentives conditional upon achieving stretching performance targets. Performance measures such as organic net sales, organic operating margin, cash efficiency, relative total shareholder return (TSR) and earnings per share (eps) growth are key drivers of growth for the business that are aligned with the creation of shareholder value.
- **Competitive total remuneration:** Reward levels are framed in the context of total remuneration packages paid by relevant global comparators. In competition with similar global companies, the ability to recruit and retain the best talent from all over the world is critical to Diageo's continued business success.
- **Simplicity and transparency:** The Committee seeks to embed simplicity and transparency in the design and delivery of executive reward programmes. Performance targets clearly align with the company's short and long term goals.

Focus and highlights in 2015

The Committee continued its focus on:

- Understanding and responding to shareholder feedback and fostering continuous open dialogue;
- Reviewing and assessing the ongoing appropriateness of the current remuneration policy, executive plan design and target stretch; and
- Ensuring that remuneration arrangements continue to attract and retain the highest quality global talent with a clear link between performance and reward.

The Committee undertook a comprehensive review of total remuneration for Executive Directors and Executive Committee members ahead of the 2015 annual salary review, and, supported by Kepler Associates (a brand of Mercer), were satisfied that the shape and levels of our remuneration practice are appropriately positioned against those of comparator companies of similar size and global scope.

During the year, the Committee also reviewed the Chairman's fee and, at the Chairman's request, recommended no increase, as was the case at the last review in December 2013. As agreed with the Chairman, the next review is scheduled for December 2016, subject to the Chairman's letter of appointment.

The Committee has also approved the extension of the clawback provisions that currently apply to Executive Directors for their annual and long term incentives to the other members of the Executive Committee, in addition to the existing malus provisions that apply to everyone under the Diageo Long Term Incentive Plan.

DIRECTORS' REMUNERATION REPORT CONTINUED

Reward in 2015 at a glance

As a reflection of the company's performance against very stretching performance targets in the context of challenging market conditions (see key performance indicators on pages 12-13), total variable pay to the Executive Directors in respect of the year ended 30 June 2015 is lower than in respect of the year ended 30 June 2014.

Base salary	No increase for the Chief Executive or the Chief Financial Officer in October 2015
Allowances and benefits	Unchanged from last year
Retirement benefits	Unchanged from last year
Annual incentive	Pay-out below target, delivering 28% and 29% of maximum opportunity for the Chief Executive and Chief Financial Officer respectively
Long term incentives	33% vesting of performance shares and nil vesting of share options

Over the period 1 July 2012 to 30 June 2015 (the performance period for this year's long term incentive plan), Diageo's share price grew by 11%, from 1658 pence to 1841 pence, and the company paid a total dividend of 147.5 pence per share. Dividend distribution to shareholders in the year ended 30 June 2015 was increased by 9% compared to the previous year.

Planned for 2016

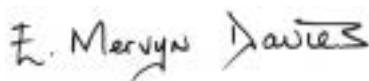
Looking ahead to the year ending 30 June 2016, we will continue to operate executive remuneration arrangements in line with the approved remuneration policy and to maintain an active and positive dialogue with shareholders and their advisory bodies. We anticipate putting the policy to shareholder vote next at the 2017 AGM.

The Committee has refined the design of the Annual Incentive Plan (AIP) to apply for the year ending 30 June 2016. To drive a sustained improvement in the efficient conversion of profits into cash, the weighting on operating cash conversion will be increased from 25% to 30% of the maximum opportunity and there will be a subsequent reduction in the weighting on net sales growth and profit growth from 30% and 35% respectively to 25% on each. These changes create a greater focus on the generation of cash whilst maintaining a significant incentive to increase net sales and profit. The remaining 20% will be based on individual business objectives (IBOs) to ensure focus on the delivery of defined quantitative measures relating to the individual's key areas of responsibility.

The Committee has also reviewed the performance measures under the Diageo Long Term Incentive Plan (DLTIP) with the result that the operating margin measure will be replaced by a measure based on cumulative free cash flow. The intention is that this will incentivise management to deliver efficiency in capital expenditure and working capital, which will in turn create greater value for shareholders. This change will take effect for awards made from September 2015 onwards. The weightings will be retained at one third of the performance share element of the DLTIP based on cumulative free cash flow alongside one third on net sales value (NSV) growth and one third on TSR. For share options, the measure that will continue to apply is adjusted eps growth.

As you read our remuneration policy and report on the following pages, I hope it is clear how the Committee's decisions support the business strategy and the delivery of Diageo's performance ambition.

We were very pleased to receive a very strong vote in favour of both our remuneration policy and report last year. I highly value the direct engagement and feedback from our shareholders and their representative bodies on Diageo's remuneration policy and look forward to welcoming you and receiving your support again at the AGM this year.



Lord Davies of Abersoch

Senior independent Non-Executive Director and
Chairman of the Remuneration Committee

DIRECTORS' REMUNERATION POLICY

This section of the report sets out the policy for Executive Directors' remuneration, in accordance with section 439A of the Companies Act 2006. The policy was put to shareholders for approval in a binding vote at the AGM in 2014, and formally came into effect from 18 September 2014, the date of the AGM. The report below is as disclosed in the 2014 Directors' remuneration report, with the exception of the reference to the number of employees across Diageo, and a minor addition to the DLTP section of the policy table to reflect the clarification note released following publication of the 2014 Directors' remuneration report.

Remuneration policy framework

The remuneration structures and performance measures used in executive incentive plans are designed to support Diageo's business strategy as follows:

- *Focused on consistent growth drivers:* As a public limited company, Diageo has a fiduciary responsibility to maximise long term value

for shareholders. Thus, variable elements of remuneration are dependent upon the achievement of performance measures that are identified as key consistent and responsible growth drivers for the business and that are aligned with the creation of shareholder value.

- *Variable with performance:* A significant proportion of total remuneration for the Executive Directors is linked to business and individual performance so that remuneration will increase or decrease in line with performance.
- *Share ownership:* Full participation in incentives is conditional upon building up a significant personal shareholding in Diageo to ensure the company's leaders think and act like owners.
- *Cost effectiveness:* Fixed elements of remuneration are determined by reference to the median of the market, individual experience and performance, and other relevant factors to ensure efficiency.

Future policy table

Set out below, is the remuneration policy for Executive Directors which has been applied from the date of shareholder approval at the AGM on 18 September 2014.

BASE SALARY

Purpose and link to strategy

Supports the attraction and retention of the best global talent with the capability to deliver Diageo's strategy and performance goals.

Operation

- Normally reviewed annually or following a change in responsibilities with changes usually taking effect from 1 October.
- The Remuneration Committee considers the following parameters when reviewing base salary levels:
 - Pay increases for other employees across the group;
 - Economic conditions and governance trends;
 - The individual's performance, skills and responsibilities; and
 - Base salaries (and total remuneration) at companies of similar size and international scope to Diageo, with roles typically benchmarked against the top 30 companies in the FTSE100 by market capitalisation excluding companies in the financial services sector, or against similar comparator groups in other locations dependent on the Executive Director's home market.

Opportunity

Salary increases will normally be in line with increases awarded to other employees in relevant markets in which Diageo operates, typically the United Kingdom and the United States, unless there is a change in role or responsibility, or the need to align an Executive Director's salary to market level over time (provided the increase is merited by the individual's contribution and performance).

BENEFITS

Purpose and link to strategy

Provides market competitive and cost effective benefits.

Operation

- The provision of benefits depends on the country of residence of the Executive Director and may include a company car or car allowance, the provision of a car and contracted car service or equivalent, product allowance, life insurance, accidental death & disability insurance, medical cover for the Executive Director and family and financial counselling.
- The Remuneration Committee has discretion to offer additional allowances, or benefits, to Executive Directors, if considered appropriate and reasonable. These may include relocation expenses, housing allowance and school fees where a Director has to relocate from his/her home location as part of their appointment.

Opportunity

The benefits package is set at a level which the Remuneration Committee considers:

- Provides an appropriate level of benefits depending on the role and individual circumstances; and
- Is in line with comparable roles in companies of a similar size and complexity in the relevant market.

POST-RETIREMENT PROVISIONS

Purpose and link to strategy

Provides cost-effective, competitive post-retirement benefits.

Operation

- Provision of market competitive pension arrangements or a cash alternative based on a percentage of base salary.
- Further detail on current pension provisions for Executive Directors is disclosed in the annual report on remuneration.

Opportunity

- The maximum company pension contribution is 30% of base salary for any new external appointments to an Executive Director position.
- Current legacy company contributions for Ivan Menezes and Deirdre Mahlan remain 40% and 35% of base salary, respectively.

ANNUAL INCENTIVE PLAN (AIP)

Purpose and link to strategy

Incentivises year on year delivery of Diageo's annual financial and strategic targets. Provides focus on key financial metrics and the individual's contribution to the company's performance.

Operation

- Performance measures and stretching targets are set annually by the Remuneration Committee by reference to the annual operating plan.
- The level of award is determined with reference to Diageo's overall financial and strategic performance and individual performance and is paid out in cash after the end of the financial year.
- The Committee has discretion to amend the level of payment if it is not deemed to reflect appropriately the individual's contribution or the overall business performance. Any discretionary adjustments will be detailed in the following year's annual report on remuneration.
- The Committee has discretion to apply clawback to bonus, i.e. the company may seek to recover bonus paid, in exceptional circumstances such as gross misconduct or gross negligence during the performance period.
- Details of the AIP are set out in the annual report on remuneration on page 72.

Opportunity

For threshold performance, up to 50% of salary may be earned, with up to 100% of salary earned for on target performance and a maximum of 200% of salary payable for outstanding performance.

Performance conditions

Annual incentive plan awards are based 70%-90% on financial measures which may include, but are not limited to, measures of revenue, profit and cash and 10%-30% on broader objectives based on individual contribution and medium term strategic goals. Details of the measures and weightings applicable for the year ending 30 June 2016 are set out on page 72. Details of the targets will be disclosed retrospectively in next year's annual report on remuneration, when they are no longer deemed commercially sensitive by the Board.

DIAGEO LONG TERM INCENTIVE PLAN (DLTIP)

Purpose and link to strategy

Provides focus on delivering superior long term returns to shareholders.

Operation

- An annual grant of performance shares and/or market price share options which vest subject to a performance test and continued employment normally over a period of three years.
- Measures and stretching targets are reviewed annually by the Remuneration Committee for each new award. Details of the measures, weightings and targets applicable for the financial year under review are provided in the annual report on remuneration.
- Following vesting there is a further retention period of two years. Executive Directors are able to exercise an option or sell sufficient shares to cover any tax liability when an award vests, provided they retain the net shares arising for the two-year retention period.
- Notional dividends accrue on performance share awards to the extent that the performance conditions have been met, delivered as shares or cash at the discretion of the Remuneration Committee at the end of the vesting period.
- The Committee has discretion to reduce the number of shares which vest (subject to HMRC rules regarding approved share options), for example in the event of a material performance failure, or a material restatement of the accounts. There is an extensive malus clause for awards made from September 2014. The Committee has discretion to decide that:
 - the number of shares subject to the award will be reduced;
 - the award will lapse;
 - retention shares (i.e. vested shares subject to the additional two-year retention period) will be forfeited;
 - vesting of the award or the end of any retention period will be delayed (e.g. until an investigation is completed);
 - additional conditions will be imposed on the vesting of the award or the end of the retention period; and/or
 - any award, bonus or other benefit which might have been granted or paid to the participant in any later year will be reduced or not awarded.

Malus provisions will apply up to delivery of shares at the end of the retention period (as opposed to the vesting date).

- Further details of the DLTIP are set out in the annual report on remuneration on pages 73-75.

Opportunity

- The maximum annual grant is 500% of salary in performance share equivalents (where a market price option is valued at one-third of a performance share). As clarified in the statement of further information on 15 August 2014, under the DLTIP no more than 375% of salary will be awarded in face value terms in options to any Executive Director in any year.
- Threshold vesting level of 20% of maximum with straight line vesting up to 100% at maximum for financial metrics and a ranking profile for relative total shareholder return.

DIAGEO LONG TERM INCENTIVE PLAN (DLTIP)

Performance conditions

- The vesting of awards is linked to a range of measures which may include, but are not limited to:
 - a growth measure (e.g. net sales, eps);
 - a measure of efficiency (e.g. operating margin, operating cash conversion, return on invested capital (ROIC)); and
 - a measure of Diageo's relative performance in relation to its peers (e.g. relative total shareholder return).

Measures that apply to performance shares and market price options may differ, as is the case for current awards. Weightings may vary year-on-year, subject to a minimum weighting of 25% of the total award. Details of the measures, including targets for the awards to be made in September 2015 are set out on page 75.

- The Remuneration Committee has discretion to amend the performance conditions in exceptional circumstances if it considers it appropriate to do so, e.g. in cases of accounting changes, M&A activities and disposals. Any such amendments would be fully disclosed and explained in the following year's annual report on remuneration.

ALL-EMPLOYEE SHARE PLANS

Purpose and link to strategy

To encourage broader employee share ownership through locally approved plans.

Operation

- The company operates tax-efficient all-employee share savings plans in various jurisdictions.
- Executive Directors' eligibility may depend on their country of residence, tax status and employment company.

Opportunity

Limits for all-employee share plans are set by the tax authorities. The company may choose to set its own lower limits.

Performance conditions

UK Freeshares: based on Diageo plc financial measures which may include, but are not limited to, measures of revenue, profit and cash.

SHAREHOLDING REQUIREMENT

Purpose and link to strategy

Ensures alignment between the interests of Executive Directors and shareholders.

Operation

- The minimum shareholding requirement is 300% of base salary for the Chief Executive and 250% of base salary for any other Executive Directors.
- Executive Directors have five years from their appointment to the Board in which to build up their shareholding.
- Full participation in the DLTIP is conditional upon meeting this requirement beyond the five-year timeframe.

NOTES TO THE POLICY TABLE

Performance measures and targets

Further details of AIP performance measures and DLTIP performance measures and targets that will apply for awards made in September 2015, and how they are aligned with company strategy and the creation of shareholder value, are set out in the annual report on remuneration, on pages 72 and 75.

Performance targets are set to be stretching yet achievable, and take into account the company's strategic priorities and business environment. The Committee sets targets based on a range of reference points including the corporate strategy and broker forecasts for both Diageo and its peers.


Differences in remuneration policy for other employees

The remuneration approach for Executive Directors is consistent with the reward package for members of the Executive Committee and the senior management population.

Generally speaking, a much higher proportion of total remuneration for the Executive Directors is linked to business performance, compared to the rest of the employee population, so that remuneration will increase or decrease in line with business performance and to align the interests of Executive Directors and shareholders. The structure of the reward package for the wider employee population is based on the principle that it should be sufficient to attract and retain the best talent and be competitive within our broader industry, remunerating employees for their contribution linked to our holistic performance whilst mindful not to over-pay. It is driven by local market practice as well as level of seniority and accountability, reflecting the global nature of Diageo's business.

Illustrations of application of the remuneration policy

The graphs below illustrate scenarios for the projected total remuneration of Executive Directors at three different levels of performance: minimum, on-target and maximum. Note that the projected values exclude the impact of any share price movements. These charts are unchanged from the 2014 Directors' remuneration report and reflect projected remuneration for the year ended 30 June 2015 as at the date when the policy was first presented.



Basis of calculation and assumptions:

The 'Minimum' scenario shows fixed remuneration only, i.e. base salary for the year ended 30 June 2015, total value of contractually agreed benefits for 2015, and pension. The pension value is based on company contributions applied to 2015 base salary. These are the only elements of the Executive Directors' remuneration packages which are not at risk.

The 'On-target' scenario shows fixed remuneration as above, plus a target pay-out of 50% of the maximum annual bonus and threshold performance vesting for DLTIP awards.

The 'Maximum' scenario reflects fixed remuneration, plus full pay-out of all incentives.

Approach to recruitment remuneration

The Remuneration Committee's overarching principle for recruitment remuneration is to pay no more than is necessary to attract an Executive Director of the calibre required to shape and deliver Diageo's business strategy in recognition that Diageo competes for talent in a global marketplace. The Committee will seek to align the remuneration package with Diageo's remuneration policy as laid out above, but retains the discretion to offer a remuneration package which is necessary to meet the individual circumstances of the recruited Executive Director and to enable the hiring of an individual with the necessary skills and expertise. However, except as described below, variable pay will follow the policy.

Diageo is a global organisation operating in more than 180 countries around the world. The ability, therefore, to recruit and retain the best talent from all over the world is critical to the future success of the business. People diversity in all its forms is a core element of Diageo's global talent strategy and, managed effectively, is a key driver that will deliver Diageo's performance ambition.

On appointment of an external Executive Director, the Committee may decide to compensate for variable remuneration elements the Director forfeits when leaving their current employer. In doing so, the Committee will ensure that any such compensation would have a fair value no higher than that of the awards forfeited, and would generally be determined on a comparable basis taking into account factors including the form in which the awards were granted, performance conditions attached, the probability of the awards vesting (e.g. past, current and likely future performance) as well as the vesting schedules. Depending on individual circumstances at the time, the Committee has the discretion to determine the type of award (i.e. cash, shares or options, holding period and whether or not performance conditions would apply).

Any such award would be fully disclosed and explained in the following year's annual report on remuneration. When exercising its discretion in establishing the reward package for a new Executive Director, the Committee will very carefully consider the balance between the need to secure an individual in the best interests of the company against the concerns of investors about the quantum in the remuneration and, if considered appropriate at the time, will consult with the company's biggest shareholders. The Remuneration Committee will provide timely disclosure of the reward package of any new Executive Director.

In the event that an internal candidate was promoted to the Board, legacy terms and conditions would normally be honoured, including pension entitlements and any outstanding incentive awards.

Service contracts and policy on payment for loss of office (including takeover provisions)

Executive Directors have rolling service contracts, details of which are set out below. These are available for inspection at the company's registered office.

Executive Director	Date of service contract
Ivan Menezes	7 May 2013
Deirdre Mahlan	1 July 2010
Notice period	<p>The contracts provide for a period of six months' notice by the Executive Director or 12 months' notice by the company. A payment may be made in lieu of notice equivalent to 12 months' base salary and the cost to the company of providing contractual benefits (excluding incentive plans). The service contracts also provide for the payment of outstanding pay and bonus, if Executive Directors are terminated following a takeover, or other change of control of Diageo plc.</p> <p>If, on the termination date, the Executive Director has exceeded his/her accrued holiday entitlement, the value of such excess may be deducted by the company from any sums due to him/her, except to the extent that such deduction would subject the Executive Director to additional tax under Section 409A of the Code (in the case of Ivan Menezes). If the Executive Director on the termination date has accrued but untaken holiday entitlement, the company will, at its discretion, either require the Executive Director to take such unused holiday during any notice period or make a payment to him/her in lieu of it, provided always that if the employment is terminated for cause then the Executive Director will not be entitled to any such payment. For these purposes, salary in respect of one day of holiday entitlement will be calculated as 1/261 of salary.</p>
Mitigation	<p>The Remuneration Committee may exercise its discretion to require a proportion of the termination payment to be paid in instalments and, upon the Executive Director commencing new employment, to be subject to mitigation except where termination is within 12 months of a takeover, or within such 12 months the Executive Director leaves due to a material diminution in status, or (in the case of Deirdre Mahlan) is located permanently outside the United Kingdom and Ireland.</p>
Annual incentive plan (AIP)	<p>Where the Executive Director leaves for reasons including retirement, death in service, disability, ill-health, injury, redundancy, transfer out of the group and other circumstances at the Remuneration Committee's discretion ("Good Leaver Reasons") during the financial year, they are usually entitled to an incentive payment pro-rated for the period of service during the performance period, which is typically payable at the usual payment date. Where the Executive Director leaves for any other reason, no payment will be made.</p> <p>The amount is subject to performance conditions being met and at the discretion of the Committee. The Committee has discretion to determine an earlier payment date, for example on death in service.</p>
Diageo 2014 long term incentive plan (DLTIP)	<p>When an Executive Director leaves for any reason other than Good Leaver Reasons, all unvested awards generally lapse immediately. In cases where Good Leaver Reasons apply, awards vest on the original vesting date unless the Remuneration Committee decides otherwise (for example in the case of death in service). The retention period for vested awards continues for all leavers other than in cases of disability, ill health or death in service, unless the Remuneration Committee decides otherwise.</p> <p>The proportion of the award released depends on the extent to which the performance condition is met. The number of shares is reduced on a pro-rata basis reflecting the length of time the Executive Director was employed by the company during the performance period, unless the Committee decides otherwise (for example in the case of death in service).</p> <p>On a takeover or other corporate event, awards vest subject to the extent to which the performance conditions are met and, unless the Committee decides otherwise, the awards are time pro-rated. Otherwise the Committee, in agreement with the new company, may decide that awards should be swapped for awards over shares in the new company; where awards are granted in the form of options then on vesting they are generally exercisable for 12 months (or six months for approved options).</p> <p>Awards may be adjusted on a variation of share capital, demerger or other similar event.</p> <p>The Remuneration Committee may amend the plans, except that any changes to the advantage of participants require shareholder approval, unless the change relates to the administration, or taxation of the plan or participants, or is needed to ensure that the plans operate effectively in another jurisdiction.</p> <p>Details of existing awards are set out in the annual report on remuneration.</p>
Repatriation	<p>In cases where an Executive Director was recruited from outside the United Kingdom and has been relocated to the United Kingdom as part of their appointment, the company will pay reasonable costs for the repatriation of Good Leavers.</p>

Existing arrangements

The Remuneration Committee reserves the right to make any remuneration payments and payments for loss of office notwithstanding that they are not in line with the policy set out above where the terms of the payment were agreed (i) before the policy or the relevant legislation came into effect or (ii) at a time when the relevant individual was not a Director of the company and, in the opinion of the Committee, the payment was not in consideration for the individual becoming a Director of the company. For these purposes "payments" includes the Committee satisfying awards of variable remuneration and, in relation to an award over shares, the terms of the payment which are "agreed" at the time the award is granted (including awards under the PSP and SESOP). Details of outstanding share awards are set out in the annual report on remuneration. For the purposes of section 226D(6) of the Companies Act, the effective date is the end of the financial year starting in 2014.

External appointments

Executive Directors may accept external appointments as Non-Executive Directors of other companies and retain any related fees paid to them, subject to the specific approval of the Board in each case.

CHAIRMAN OF THE BOARD AND NON-EXECUTIVE DIRECTORS

Purpose and link to strategy

Supports the attraction, motivation and retention of world-class talent and reflects the value of the individual, their skills and experience, and performance.

Operation

- Fees for the Chairman and Non-Executive Directors are normally reviewed annually.
- A proportion of the Chairman's annual fee is used for the monthly purchase of Diageo ordinary shares, which have to be retained until the Chairman retires from the company or ceases to be a Director.
- Fees are reviewed in the light of market practice in the top 30 companies in the FTSE100 by market capitalisation (excluding companies in the financial services sector) and anticipated workload, tasks and potential liabilities.
- The Chairman and Non-Executive Directors do not participate in any of the company's incentive plans or receive pension contributions or benefits.
- The Chairman and the Non-Executive Directors are eligible to receive a product allowance or cash equivalent at the same level as the Executive Directors.

All Non-Executive Directors have letters of appointment. A summary of their terms and conditions of appointment is available at www.diageo.com. The Chairman of the Board, Dr Franz B Humer, commenced his appointment on 1 July 2008. Dr Humer had a letter of appointment for an initial five year term from 1 July 2008 which has been extended to 30 June 2016. It is terminable on six months' notice by either party or, if terminated by the company, by payment of six months' fees in lieu of notice.

Opportunity

- Fees for Non-Executive Directors are within the limits set by the shareholders from time to time, currently an aggregate of £1,000,000, as approved by shareholders at the October 2005 AGM. This limit excludes the Chairman's fees.
- Current fee levels are disclosed in the annual report on remuneration.

Consideration of employment conditions elsewhere in the company

When reviewing and determining pay for Executive Directors, the Committee takes into account the level and structure of remuneration as well as salary budgets for other employees in the group. More specifically, the Committee reviews annual salary increase budgets for the general employee population in the United Kingdom and North America as well as the remuneration structure and policy for the global Senior Management population.

Diageo employs 33,000 employees and operates in more than 180 countries around the world. Given its global scale and complexity, the Committee has not consulted directly with employees when designing the remuneration policy for its Executive Directors. Diageo runs annual employee surveys which give employees the opportunity to give feedback and express their views on a variety of topics, including remuneration. Any comments relating to Executive Directors' remuneration are fed back to the Remuneration Committee.

Consideration of shareholder views

The Committee values the continued dialogue with Diageo's shareholders and engages directly with them and their representative bodies at the earliest opportunity when setting out Diageo's remuneration policy and approach, proposed base salary increases for the Executive Directors and targets for the long term incentive plan award. Last year, feedback from shareholders resulted in the simplification of the company's long term incentive vehicles with an enhanced malus provision and an additional retention period. More recently, the company has engaged with shareholders about the base salary proposals for 2015, the change in weightings under the annual incentive plan for the year ending 30 June 2016, long term incentive plan targets for awards to be made in 2015 and the introduction of free cash flow in replacement of the operating margin improvement measure, as well as the vesting of legacy long term incentive awards to the Chief Executive Officer.

ANNUAL REPORT ON REMUNERATION

Single total figure of remuneration for Executive Directors (audited)

The table below details the Executive Directors' remuneration for the year ended 30 June 2015.

	Ivan Menezes ⁽ⁱ⁾		Deirdre Mahlan			
	2015 '000	2015 '000	2014 '000	2014 '000		
Fixed pay						
Salary	£968	\$1,520	£933	\$1,520	£727	£706
Benefits ⁽ⁱⁱ⁾	£155	\$243	£456	\$744	£34	£40
Pension ⁽ⁱⁱⁱ⁾	£458	\$720	£411	\$670	£275	£258
Total fixed pay	£1,581	\$2,483	£1,800	\$2,934	£1,036	£1,004
Performance related pay						
Annual incentive	£535	\$840	£170	\$277	£428	£130
Long term incentives ^(iv)						
Value delivered through performance	£1,451	\$2,278	£1,158	\$1,887	£872	£1,120
Value delivered through share price growth	£1	\$2	£1,620	\$2,640	£35	£1,406
Total long term incentives	£1,452	\$2,280	£2,778	\$4,527	£907	£2,526
Other incentives ^(v)	–	–	–	–	£4	£4
Total remuneration for Executive Director appointment	£3,568	\$5,603	£4,748	\$7,738	£2,375	£3,664
Other performance related pay						
(Granted prior to appointment as Executive Director)						
Long term incentives ^(vi)	£354	\$555	£2,583	\$4,211	–	–
TOTAL SINGLE FIGURE	£3,922	\$6,158	£7,331	\$11,949	£2,375	£3,664

Notes

- (i) The amounts shown in sterling are converted using the cumulative weighted average exchange rate for the respective financial year. For the year ended 30 June 2015 the exchange rate was £1 = \$1.57 and for the year ended 30 June 2014, the exchange rate was £1 = \$1.63.
- (ii) Benefits is the gross value of all benefits. Ivan Menezes relocated to the United Kingdom on 1 January 2014 and the taxable benefits include company-paid assistance, fees and the tax gross-up on the benefit in respect of the sale of his home in the United States (£96k), which completed in the year ended 30 June 2015. Other taxable benefits include financial counselling (£16k), medical insurance (£16k), company car allowance (£16k), contracted car service (£4k), product allowance, flexible benefits allowance and life and long term disability cover. Deirdre Mahlan's benefits include company car allowance (£16k), contracted car service (£5k), financial counselling (£7k), product allowance, medical insurance and life cover.
- (iii) Pension benefits earned during the year represent the increase in the pension fund balances over the year in the Diageo North America Inc. pension plans over and above the increase due to inflation. As Ivan Menezes has been a deferred member of the UK Diageo Pension Scheme (DPS) since 31 January 2012, and receives standard statutory increases to his deferred pension the UK pension amount that accrued over the two years in excess of inflation is nil.
- (iv) Long term incentives represent the estimated gain delivered through options and performance shares where performance conditions have been met in the financial year. For 2015, 'Value delivered through performance' represents performance shares awarded in 2012 under the PSP due to be released in October 2015, calculated using the share price at grant after applying the performance condition. This also includes the value of accrued dividend shares. 'Value delivered through share price growth' is the estimated additional value generated through share price growth for performance shares due to be released in October 2015. Though the outcome of the performance conditions is known, the share price on the vesting date is estimated, using the average market value of Diageo shares between 1 April and 30 June 2015 (1851 pence for ordinary shares and \$113.74 for ADRs) for the purpose of this calculation. There is no gain on share options awarded in 2012 under the SESOP as the performance condition was not met. Long term incentives for 2014 have been adjusted for the share price on 22 September 2014 (1817 pence for ordinary shares and \$118.58 for ADRs). For further information on the SESOP and PSP performance conditions and vesting outcomes please refer to the 'LTIPs awards vesting in the year ended 30 June 2015' section of the report on page 73.
- (v) Other incentives include the face value of awards made under all-employee share plans. Awards do not have performance conditions attached.
- (vi) Ivan Menezes retains interests in long term incentive awards that were granted to him in 2012, prior to joining the board under 'below-board' plans (Discretionary Incentive Plan), details of which are shown on page 74. The value of the part of the award based on performance for the year ended 30 June 2015 is shown in the table above and calculated on the basis of the average market value of Diageo shares between 1 April and 30 June 2015 (\$113.74). The value of the part of the award based on continuing employment for the year ended 30 June 2015 is not included in the table above and amounts to 14,642 ADRs. For 2014, long term incentives refers to an award made in 2011 under the Discretionary Incentive Plan, prior to joining the Board, and the value has been restated to account for the share price on 22 September 2014 (1817 pence for ordinary shares and \$118.58 for ADRs). Details of the performance conditions that applied to the 2011 award were disclosed in the 2014 Directors' remuneration report.

Salary

Salary increases to be applied in the year ending 30 June 2016

In July 2015, the Remuneration Committee reviewed base salaries for senior management and agreed new salaries which will apply from 1 October 2015. In determining these salaries, the Remuneration Committee took into consideration a number of factors including general employee salary budgets and employment conditions, individual performance and experience, and salary positioning relative to internal and external peers. The overall budgeted salary increase for the year ended 30 June 2016 is 2.5% of base salary for the business in the United Kingdom and 3% in North America.

The Committee considered very carefully the total remuneration positioning of the Chief Executive and Chief Financial Officer, the salary budget for all employees in the United Kingdom and the expectations of shareholders with respect to pay restraint. As a result, and for the second consecutive year for the Chief Executive, the Chief Executive and the Chief Financial Officer agreed that their base salaries would remain unchanged in October 2015.

Salary at 1 October ('000)	Ivan Menezes		Deirdre Mahlan	
	2015	2014	2015	2014
Base salary	\$1,520	\$1,520	£732	£732
% increase (over previous year)	0%	0%	0%	2.5%

Annual incentive plan (AIP) (audited)

AIP payout for the year ended 30 June 2015

The Remuneration Committee assessed the performance of Ivan Menezes and Deirdre Mahlan against their specific objectives and concluded that the objectives were partially met. The overall level of performance achieved resulted in an AIP award equating to 55% of base salary for Ivan Menezes and 59% of base salary for Deirdre Mahlan. The following table illustrates how the outcomes for the different bonus measures contribute to the overall bonus payout. The actual awards received by the Executive Directors are shown in the table 'single total figure of remuneration' on page 71.

AIP outcome

Measures ⁽ⁱ⁾	Weight (% of maximum)	Target	Actual	Payout (% of maximum)
Organic net sales (% growth)	30%	4.0%	0.2%	0.0%
Profit before exceptional items and tax (% growth)	35%	6.0%	0.9%	0.0%
Operating cash conversion ⁽ⁱⁱ⁾	25%	100.0%	109.3%	25.0%
Individual business objectives (IBOs)	10%	A range of objectives linked to individual contribution, medium term strategic goals and the delivery of the Performance Ambition.	partially met ⁽ⁱⁱⁱ⁾	3.4%
	100%			28.4%

(i) Performance measures under the AIP are calculated using 2015 budget exchange rates in line with management reporting and exclude the impact of IAS 21 in respect of short term intercompany funding balances and IAS 39 in respect of market value movements as recognised in net finance charges and any exceptional items. USL has been excluded from both the AIP targets and actuals for the year ended 30 June 2015.

(ii) Operating cash conversion is calculated by dividing operating profit before depreciation, amortisation, impairment and exceptional items by cash generated from operations adjusted for cash inflows/outflows in respect of exceptional items, dividends, maturing inventories and post employment payments in excess of the amount charged to operating profit. The ratio is stated at the budget exchange rate of the respective year in line with management reporting.

(iii) For Ivan Menezes, the IBO outcome was driven by the successful delivery of key financial measures in USL, strengthening routes to consumer in key markets and building corporate reputation through critical initiatives such as responsible drinking and employee engagement. For Deirdre Mahlan, the IBO outcome was driven by her contribution to the delivery of a strong performance in cash conversion, progress against the supply chain and route to customer enhancements, delivery of the USL financial plan and strengthening the global finance and business services function.

AIP design for the year ending 30 June 2016

The measures and targets used in the AIP are reviewed annually by the Remuneration Committee and are chosen to drive financial and individual business performance goals related to the company's short term strategic operational objectives. The AIP design for the year ending 30 June 2016 will comprise of a four-measure structure (weightings in brackets):

- Profit before exceptional items and tax (% growth) (25%): stretching profit targets drive operational efficiency and influence the level of returns that can be delivered to shareholders through increases in share price and dividend income;

- Net sales (25%): year-on-year net sales growth is a key performance measure;
- Operating cash conversion (30%): ensures focus on efficient conversion of profits into cash; and
- Individual business objectives (20%): are measurable deliverables that are specific to the individual and are focused on supporting the delivery of key strategic objectives.

Details of the targets for this performance period will be disclosed retrospectively in next year's annual report on remuneration, as soon as they are no longer deemed commercially sensitive by the Board.

Long term incentive plans (LTIPs) (audited)

LTIP awards vesting in the year ended 30 June 2015

Until 30 June 2014, long term incentives were a combination of share options under the Senior Executive Share Option Plan 2008 (SESOP) and share awards under the Performance Share Plan 2008 (PSP). Awards were designed to incentivise Executive Directors and senior managers to deliver long term sustainable performance. Awards made under both sets of plans were subject to performance conditions normally measured over a three-year period. As approved by shareholders at the AGM in September 2014, these plans were replaced by the Diageo Long Term Incentive Plan (DLTIP) for awards from 2014 onwards.

SESOP

On 1 October 2012, Ivan Menezes and Deirdre Mahlan received awards of 46,575 (ADRs) and 146,299 (ordinary shares) market price options, respectively, under the SESOP. Awards were subject to a performance condition based on compound annual growth in adjusted eps over a three-year period. For the purpose of the SESOP, an adjusted measure of eps is used to ensure that elements such as exceptional items and the impact of movements in exchange rates are excluded from year on year comparisons of performance. Options only vest when stretching adjusted eps targets are achieved. Vesting is on a pro rata basis ranging from a threshold level of 25% to a maximum level of 100%.

The adjusted eps growth targets and actual performance for the 2012 SESOP awards are set out below:

Vesting of 2012 SESOP awards	Target	Vesting (% maximum)
Threshold	8%	25%
Maximum	12%	100%
Actual compound annual adjusted eps growth over 1 July 2012 – 30 June 2015	4.1%	0.0%

Accordingly, the 2012 award, which is due to vest in October 2015, has not met the performance condition and none of the shares under the award will vest.

PSP

On 1 October 2012, Ivan Menezes and Deirdre Mahlan received awards of 54,927 (ADRs) and 134,653 (ordinary shares) performance shares, respectively, under the PSP. Awards vest after a three-year period subject to the achievement of specified performance tests. Notional dividends accrue on awards and are paid out either in cash or shares in accordance with the vesting schedule.

For the 2012 awards, the primary performance test is split between three equally weighted performance measures:

- 1) A comparison of Diageo's three-year total shareholder return (TSR) – the percentage growth in Diageo's share price (assuming all dividends and capital distributions are re-invested) – with the TSR of a peer group of international drinks and consumer goods companies. TSR calculations are converted to a common currency (US dollar);
- 2) Growth in organic net sales on a compound annual basis; and
- 3) Total organic operating margin improvement.

For the part of the award subject to the TSR condition to vest, there must be an improvement in the underlying financial performance of the company (i.e. growth in organic net sales and total organic operating margin improvement). In addition, the Remuneration Committee must be satisfied that a minimum level of performance in both organic net sales and organic operating margin has been met before any of the award under either measure can be released.

The targets and vesting profile for the PSP awards granted in October 2012 are shown in the following table:

Vesting of 2012 PSP awards	Threshold	Mid-point	Maximum	Actual	Vesting (% maximum)
Organic net sales (CAGR)	5%	6.5%	8.0%	1.8%	0.0%
Organic operating margin improvement	100bps	150bps	175bps	177bps	100.0%
Relative total shareholder return	Medium ranking (ninth)	–	Upper quintile (third or above)	13th	0.0%
Vesting (% of maximum)	25%	62.5%	100%		33.3%

For operating margin and net sales, there is straight line vesting between threshold and the mid-point, and between the mid-point and the maximum. The full vesting profile for TSR is shown below:

TSR ranking (out of 17)	Vesting profile for PSP awards	Vesting profile for DLTIP performance share awards from 2015	TSR peer group (16 companies)	
1st, 2nd or 3rd	100%	100%	AB Inbev	Mondeléz International
4th	95%	95%	Brown Forman	Nestlé
5th	75%	75%	Carlsberg	PepsiCo
6th	65%	65%	Coca-Cola	Pernod Ricard
7th	55%	55%	Colgate-Palmolive	Procter & Gamble
8th	45%	45%	Groupe Danone	Reckitt Benckiser
9th	25%	20%	Heineken	SABMiller
10th or below	0%	0%	Kimberly-Clark	Unilever

On the basis of this performance, the 2012 PSP award, which is due to vest in October 2015, has partially met the performance conditions and, consequently, the shares under award will vest at 33.3% of the initial award.

The Committee has taken into consideration all factors regarding the quality of the underlying performance of the business at the end of the performance period, including the company's underlying level of sell out performance, the holding of market share across total brands in each year of the performance period and the maintenance of brand investment, and is satisfied that the level of vesting is warranted.

DIP

Ivan Menezes retains interests in awards that were granted to him in 2012 prior to his appointment as Executive Director under the DIP, totalling 117,142 ADRs. 50% of the 2012 DIP award is subject to meeting performance conditions based on the financial measures under the long term incentive plan over the three-year periods ending 30 June 2015, 30 June 2016, 30 June 2017 and 30 June 2018 and the remaining 50% is subject to continued satisfactory employment. The financial measures under the performance part of the award are equally weighted. Actual performance for the first tranche of the 2012 DIP award (i.e. the tranche based on performance over the three years to 30 June 2015) versus target is set out below:

Vesting of performance-based tranche 1 of March 2012 DIP award

Performance measures (equally weighted)	Target	Actual	Vesting (% of maximum)
Organic net sales growth (CAGR)	6.50%	1.8%	0%
Organic operating margin improvement	150 bps	177 bps	33.3%
Compound annual adjusted eps growth	10%	4.1%	0%
Vesting (% of maximum)			33.3%

As the table shows, 33.3% of the performance related ADRs under the first tranche of the 2012 DIP award will vest in March 2016, subject to continuing employment. The total award that will vest to Ivan Menezes in March 2016 will therefore be 66.6% of the first tranche (including the ADRs that vest on time only), or 19,523 ADRs, provided he remains employed at the time of vesting. The Committee has assessed the underlying performance of the business at the end of the performance period and is satisfied that this level of vesting is warranted. The value of the part of the award based on performance and vesting in March 2016 is included in the single total figure of remuneration.

DLTIP awards made during the year ended 30 June 2015 (audited)

On 25 September 2014, Ivan Menezes and Deirdre Mahlan received awards of 45,447 (ADRs) and 140,590 (ordinary shares) performance shares, respectively, and 45,447 (ADRs) and 140,590 (ordinary shares) market price options, respectively under the DLTIP; details are provided in the table on the following page. The three-year period over which performance will be measured is 1 July 2014 to 30 June 2017. The performance measures are the same as for the 2012 awards. 20% of the award will vest at threshold, with straight-line vesting up to 100% if the maximum level of performance is achieved.

Executive Director	Date of grant	Plan	Share type	Awards made during the year	Award/exercise price	Face value '000	Face value (% of salary)
Ivan Menezes	25/09/2014	DLTIP – share options	ADR	45,447	\$117.55	\$5,342	375%
Ivan Menezes	25/09/2014	DLTIP – performance shares	ADR	45,447	\$125.42	\$5,700	375%
Deirdre Mahlan	25/09/2014	DLTIP – share options	Ord	140,590	1796p	£2,525	360%
Deirdre Mahlan	25/09/2014	DLTIP – performance shares	Ord	140,590	1874p	£2,635	360%

The table above specifies the number of performance shares and share options initially awarded under the DLTIP. The proportion of the awards that will vest is dependent upon the achievement of performance conditions, and the actual value may be nil. The vesting outcomes will be disclosed in the 2017 report.

The face value of each award has been calculated using the award/exercise price at time of grant. In accordance with the rules, the number of performance shares granted under the DLTIP was calculated by using the average closing share price for the last six months of the preceding financial year (1874 pence for ordinary shares and \$125.42 for ADRs). In accordance with the plan rules, the exercise price and the number of options granted under the SESOP was calculated using the average closing share price of the three days preceding the grant date (1796 pence for ordinary shares and \$117.55 for ADRs). The share price on the date of grant was 1779 pence for ordinary shares and \$115.80 for ADRs.

Details of the operation of the DLTIP are provided under the section on long term incentive plans.

DLTIP awards to be made in the year ending 30 June 2016

The long term incentive plan (DLTIP) was approved by shareholders at the AGM in September 2014.

The long term incentive plan measures are reviewed annually by the Remuneration Committee and are selected to reward long term consistent performance in line with Diageo's business strategy and to create alignment with the delivery of value for shareholders. The DLTIP measures for awards to be granted in September 2015 are:

- Relative total shareholder return: reflects the value of share price growth plus dividends, thus measuring the value returned on shareholder investments;
- Organic net sales: sustained year-on-year organic net sales growth is a key performance measure;
- Cumulative free cash flow: measures the efficiency of cash management; and
- Adjusted eps growth: reflects profitability and is a key measure for shareholders.

The table below outlines the targets and the vesting profile for these awards. The measures are equally weighted, with performance shares subject to performance against total shareholder return, net sales and cumulative free cash flow, and share options subject to performance against adjusted eps growth. Performance will be tested over three financial years, beginning with the year ending 30 June 2016.

	Performance shares			Share options	
	Relative total shareholder return (25%)	Organic net sales (CAGR) (25%)	Cumulative free cash flow (25%)	Adjusted eps growth (CAGR) (25%)	Vesting profile
Threshold	Median ranking (ninth)	3.0%	£5,000m	4.0%	20%
Mid-point	–	4.5%	£6,000m	6.5%	60%
Maximum	Upper quintile (third or above)	6.0%	£7,000m	9.0%	100%

It is intended that a performance share award of 375% of base salary and an award of market price share options of 125% of base salary (in performance share equivalents; one market price option is valued at one-third of a performance share) will be made to Ivan Menezes in September 2015.

It is intended that Deirdre Mahlan will be awarded a performance share award of 360% of base salary and an award of market price share options of 120% of base salary (in performance share equivalents) in September 2015.

Pension and benefits in the year ended 30 June 2015

Benefits

Benefits provisions for the Executive Directors continue to be in line with the information set out in the future policy table.

Pension arrangements (audited)

Ivan Menezes and Deirdre Mahlan are members of the Diageo North America Inc. Supplemental Executive Retirement Plan (SERP) with an accrual rate of 40% and 35% of base salary, respectively. The SERP is an unfunded, non-qualified supplemental retirement programme. Under the plan, accrued company contributions are subject to quarterly interest credits. Under the rules of the SERP, they can withdraw the balance of the plan in the form of five equal annual instalments or a lump sum upon reaching age 55 (Deirdre Mahlan) and after having left service with Diageo (within six months of separation from service).

Ivan Menezes and Deirdre Mahlan participated in the US Cash Balance Plan and the Benefit Supplemental Plan (BSP) until August 2012 and June 2010, respectively and have accrued benefits under both plans. The Cash Balance Plan is a qualified funded pension arrangement. Employer contributions are 10% of pay capped at the Internal Revenue Service (IRS) limit. The BSP is a non-qualified unfunded arrangement; notional employer contributions are 10% of pay above the IRS limit. Interest (notional for the BSP) is credited quarterly on both plans.

Ivan Menezes was also a member of the Diageo Pension Scheme (DPS) in the United Kingdom between 1 February 1997 and 30 November 1999. The accrual of pensionable service ceased in 1999 but the linkage to salary remained until January 2012. Under the Rules of the Scheme, this benefit is payable unreduced from age 60.

Upon death in service, a life insurance benefit of \$3 million is payable to Ivan Menezes and a lump sum of four times base salary is payable to Deirdre Mahlan.

The table below shows the pension benefits accrued by each Director to date. Note that the accrued UK benefits for Ivan Menezes are annual pension amounts, whereas the accrued US benefits for both Ivan Menezes and Deirdre Mahlan are a one-off cash balance amount.

Executive Director	30 June 2015		30 June 2014	
	UK pension £'000 p.a.	US benefit £'000	UK pension £'000 p.a.	US benefit £'000
Ivan Menezes ⁽ⁱ⁾	69	4,218	68	3,409
Deirdre Mahlan ⁽ⁱⁱ⁾	nil	1,239	nil	874

(i) Ivan Menezes' US benefits are higher at 30 June 2015 than at 30 June 2014 by £809k; £505k of which is due to pension benefits earned over the year (£458k of which is over and above the increase due to inflation, see page 71) and £304k more due to exchange rate movements over the year.

(ii) Deirdre Mahlan's US benefits are higher at 30 June 2015 than at 30 June 2014 by £365k; £287k of which is due to pension benefits earned over the year (£275k of which is over and above the increase due to inflation, see page 71) and £78k more due to exchange rate movements over the year.

The Normal Retirement Age applicable to each Director's benefits depends on the pension scheme, as outlined below.

Executive Director	UK benefits (DPS)	US benefits (Cash balance)	US benefits (BSP)	US benefits (SERP)
Ivan Menezes	60	65	6 months after age of leaving service	6 months after age of leaving service
Deirdre Mahlan	n/a	65	6 months after age of leaving service	6 months after age of leaving service, or age 55 if later

Ivan Menezes is able to take his UK pension benefits from age 58 without consent, and his benefits would not be subject to any actuarial reduction in respect of early payment. However, this is a discretionary policy Diageo offers that is not set out in the DPS Scheme Rules.

Performance graph and table

The graph below shows the total shareholder return for Diageo and the FTSE 100 Index since 30 June 2009 and demonstrates the relationship between pay and performance for the Chief Executive, using current and previously published single total remuneration figures. The FTSE 100 Index has been chosen because it is a widely recognised performance benchmark for large companies in the United Kingdom.



Percentage change in remuneration of the Chief Executive

The table below shows a comparison of the percentage change in the Chief Executive's remuneration to the average percentage change in remuneration for the UK and US population from 2014 to 2015. The chosen population represents the most appropriate comparator group for the Chief Executive, as the Committee considers salary increase budgets in these countries when reviewing Executive Directors' base salaries. Furthermore, the majority of Executive Committee members as well as the Executive Directors are on UK or US reward packages.

	Salary	Benefits	Bonus
Chief Executive percentage change from 2014 to 2015	0%	(67%)	203%
Average % change for the UK and US workforce from 2014 to 2015	2%	0%	60%

The percentage change for the Chief Executive is based on the remuneration of Ivan Menezes from 2014 to 2015. Benefits in both 2014 and 2015 included one-off relocation payments.

UK salary, benefits and bonus data have been converted into US dollars using the cumulative weighted average exchange rate for the respective financial year. For the year ended 30 June 2015 the exchange rate was £1 = \$1.57, and for the year ended 30 June 2014 the exchange rate was £1 = \$1.63.

Directors' shareholding requirements and share and other interests (audited)

The beneficial interests of the Directors in office at 30 June 2015 (and their connected persons) in the ordinary shares (or ordinary share equivalents) of the company are shown in the table below.

	Ordinary shares or equivalent ⁽ⁱ⁾					
	17 July 2015	30 June 2015	30 June 2014 (or date of appointment, if later)	Shareholding requirement (% salary) ⁽ⁱⁱ⁾	Shareholding at 17 July 2015 (% salary) ⁽ⁱⁱ⁾	Shareholding requirement met
Chairman						
Dr Franz B Humer	60,532	60,097	53,197	–	–	–
Executive Directors						
Ivan Menezes ⁽ⁱⁱⁱ⁾	749,518	749,518	634,810	300%	1430%	Yes
Deirdre Mahlan ⁽ⁱⁱⁱ⁾	281,163	281,153	228,507	250%	710%	Yes
Non-Executive Directors						
Peggy B Bruzelius	5,000	5,000	5,000	–	–	–
Laurence M Danon	5,000	5,000	5,000	–	–	–
Lord Davies of Abersoch	5,052	5,052	5,052	–	–	–
Betsy D Holden ⁽ⁱⁱⁱ⁾	17,400	17,400	17,400	–	–	–
Ho KwonPing	4,223	4,223	4,103	–	–	–
Philip G Scott	10,000	10,000	10,000	–	–	–
Nicola S Mendelsohn ⁽ⁱⁱⁱ⁾	5,000	5,000	–	–	–	–
Alan JH Stewart ⁽ⁱⁱⁱ⁾	1,500	1,500	–	–	–	–

Notes

- (i) Each person listed beneficially owns less than one percent of Diageo's ordinary shares. Ordinary shares held by Directors have the same voting rights as all other ordinary shares.
- (ii) Ivan Menezes, Deirdre Mahlan and Betsy D Holden have share interests in ADRs (one ADR is equivalent to four ordinary shares); the share interests in the table are stated as ordinary share equivalents.
- (iii) Nicola S Mendelsohn and Alan JH Stewart were appointed to the Board on 1 September 2014.
- (iv) Both the shareholding requirement and shareholding at 17 July 2015 are expressed as a percentage of base salary as at 30 June 2015 and calculated using an average share price for the year ended 30 June 2015 of 1847 pence.

Outstanding share plan interests (audited)

Plan name	Date of award	Performance period	Date of vesting	Share type	Share price on date of grant	Exercise price	Number of shares/options at 30 June 2014 ⁽ⁱ⁾	Granted	Vested/exercised	Dividends awarded and released	Lapsed	Number of shares/options at 30 June 2015	Total number of shares/options in Ords ⁽ⁱⁱ⁾
Ivan Menezes													
SESOP ⁽ⁱⁱⁱ⁾	Sep 2010	2010-2013	2013	ADR		\$67.84	55,512					55,512	
SESOP ⁽ⁱⁱⁱ⁾	Sep 2011	2011-2014	2014	ADR		\$76.70	51,531				14,944	36,587	
Total number of vested but unexercised share options												368,396	
SESOP ^(iv)	Oct 2012	2012-2015	2015	ADR		\$112.72	46,575					46,575	
SESOP ^(iv)	Sep 2013	2013-2016	2016	ADR		\$123.27	46,239					46,239	
DLTIP – share options	Sep 2014	2014-2017	2017	ADR		\$117.55		45,447				45,447	
Total number of unvested share options subject to performance												553,044	
PSP ⁽ⁱⁱⁱ⁾	Sep 2011	2011-2014	2014	ADR	\$74.11		42,221	23,221	1,981	19,000		–	
DIP ^(iv)	Sep 2011	2011-2014	2014-2015	ADR	\$74.11		71,030	14,206			35,515	21,309	
DIP ^(iv)	Mar 2012	2012-2019	2016-2019	ADR	\$96.44		58,571					58,571	
PSP ^(iv)	Oct 2012	2012-2015	2015	ADR	\$113.62		54,927					54,927	
PSP ^(iv)	Sep 2013	2013-2016	2016	ADR	\$123.08		47,484					47,484	
DLTIP – performance shares	Sep 2014	2014-2017	2017	ADR	\$115.80			45,447				45,447	
Total number of unvested shares subject to performance												910,952	
DIP ^{(iii),(iv)}	Mar 2012	2012-2019	2016-2019	ADR	\$96.44		58,571					58,571	
Total number of unvested shares not subject to performance												234,284	
Deirdre Mahlan													
SESOP ⁽ⁱⁱⁱ⁾	Sep 2009	2009-2012	2012	ADR		\$63.13	20,790					20,790	
SESOP	Sep 2010	2010-2013	2013	Ord		1080p	199,652					199,652	
SESOP	Sep 2011	2011-2014	2014	Ord		1232p	190,239				55,170	135,069	
Total number of vested but unexercised share options												417,881	
SESOP ^(v)	Oct 2012	2012-2015	2015	Ord		1743p	146,299					146,299	
SESOP ^(v)	Sep 2013	2013-2016	2016	Ord		1983p	135,022					135,022	
DLTIP – share options	Sep 2014	2014-2017	2017	Ord		1796p		140,590				140,590	
Total number of unvested share options subject to performance												421,911	
PSP	Sep 2011	2011-2014	2014	Ord	1204p		159,574	87,765	7,607	71,809		–	
PSP ^(v)	Oct 2012	2012-2015	2015	Ord	1772p		134,653					134,653	
PSP ^(v)	Sep 2013	2013-2016	2016	Ord	1978p		110,241					110,241	
DLTIP – performance shares	Sep 2014	2014-2017	2017	Ord	1779p			140,590				140,590	
Total number of unvested shares subject to performance												385,484	
SAYE ^(vii)	Sep 2011		2014	Ord		960p	937		937			–	

- (i) For unvested awards this is the number of shares/options initially awarded. For exercisable share options, this is the number of outstanding options. All share options have an expiry date of ten years after the date of grant.
- (ii) ADRs have been converted to Ords (one ADR is equivalent to four ordinary shares) for the purpose of calculating the total number of vested and unvested shares and options at 30 June 2015.
- (iii) Shares/options granted prior to the Executive's appointment to the Board.
- (iv) Ivan Menezes retains interests in awards that were granted to him prior to joining the Board under 'below-board' plans (Discretionary Incentive Plan). A total of 188,172 ADRs was granted in 2011 and 2012. 50% of the initial 2011 award of 71,030 ADRs lapsed in September 2014, as disclosed in the 2014 remuneration report. Of the remainder, 40% vested in September 2014, with the remaining portion due to vest in September 2015. The 2012 award is subject to performance conditions and continuing employment and the first tranche is due to vest in March 2016, with the remaining tranches vesting in March 2017, March 2018 and March 2019.
- (v) Awards made under the PSP and SESOP in October 2012 and due to vest in October 2015 are included here as unvested share awards subject to performance conditions, although the awards have also been included under long term incentives in the single figure of total remuneration on page 71, since the performance period ended during the year ended 30 June 2015.
- (vi) Details of the performance conditions attached to PSP and SESOP awards granted in 2013 are available in Diageo's 2014 Directors' remuneration report.
- (vii) Options granted under the UK savings-related share options scheme.

Payments to former directors

As set out in the annual remuneration report for 2013, on retirement from the Board on 19 September 2013, Paul S Walsh was retained in a role with the Scotch whisky industry on behalf of Diageo for a period of up to five years. Paul retained interests in both the 2011 and 2012 PSP and SESOP.

The vesting outcome under the 2011 PSP and SESOP, based on performance over the period 1 July 2011 to 30 June 2014, was disclosed in detail in the 2014 annual remuneration report. In the case of Paul S Walsh, 234,810 shares (including 18,730 shares in respect of accrued dividend shares) and 267,221 share options vested in September 2014. The share price on the vesting date was 1817p and the total value of awards on vesting was £5,829,735.

In October 2012, Paul was awarded 304,702 shares under the PSP and 264,845 share options under the SESOP, subject to performance over the period 1 July 2012 to 30 June 2015. As disclosed elsewhere in this report, the vesting outcome under the 2012 PSP will be 33.3% of the

original award and under the 2012 SESOP will be 0% of the initial award. As a result, in the case of Paul Walsh, 101,567 shares will vest and all of his share options will lapse in October 2015.

Paul Walsh has no other outstanding interests under the long term incentive plan or any other share plan of the company.

Non-Executive Directors' fees

The Chairman's fee was reviewed in December 2014 and, at the Chairman's request, there was no increase to his fee in January 2015. As agreed with the Chairman, the next review of his fee is anticipated to take place in December 2016, subject to his letter of appointment, with any changes taking effect on 1 January 2017.

The last scheduled review of fees for Non-Executive Directors was undertaken in December 2013.

Per annum fees	January 2015	January 2014
	£'000	£'000
Chairman of the Board	500	500
Non-Executive Directors		
Base fee	84	84
Senior Non-Executive Director	20	20
Chairman of the Audit Committee	30	30
Chairman of the Remuneration Committee	25	25

Non-Executive Directors' remuneration for the year ended 30 June 2015 (audited)

	Fees £'000		Benefits ⁽ⁱ⁾ £'000		Total £'000	
	2015	2014	2015	2014	2015	2014
Chairman						
Dr Franz B Humer ⁽ⁱⁱ⁾	500	500	12	5	512	505
Non-Executive Directors						
Peggy B Bruzelius	84	82	13	6	97	88
Laurence M Danon	84	82	6	9	90	91
Lord Davies of Abersoch	129	125	3	2	132	127
Betsy D Holden	84	82	35	8	119	90
Ho KwonPing	84	82	1	1	85	83
Philip G Scott	114	110	5	11	119	121
Nicola S Mendelsohn ⁽ⁱⁱⁱ⁾	70	-	1	-	71	-
Alan JH Stewart ⁽ⁱⁱⁱ⁾	70	-	1	-	71	-

- (i) Benefits include a contracted car service, product allowance and expense reimbursements relating to travel, accommodation and subsistence in connection with the attendance of Board meetings during the year, which are deemed by HMRC to be taxable in the United Kingdom. The amounts in the single figure of total remuneration table above include the grossed-up cost of UK tax paid by the company on behalf of the directors. Benefits and total remuneration for the year ended 30 June 2014 have been revised to include these taxable expenses. Directors who are not resident in the United Kingdom for five years or more have been treated as fully taxable in the United Kingdom on all of their expense reimbursements and this accounts for the increase in the taxable benefits cost in the year ended 30 June 2015 compared to the year ended 30 June 2014.
- (ii) £200,000 of Dr Franz B Humer's remuneration in the year ended 30 June 2015 was used for the monthly purchase of Diageo ordinary shares, which must be retained until he retires from the company or ceases to be a Director for any other reason.
- (iii) Nicola S Mendelsohn and Alan JH Stewart were appointed to the board on 18 September 2014.

External appointments held by the Executive Directors

Executive Directors may accept external appointments as Non-Executive Directors of other companies and retain any related fees paid to them, subject to the specific approval of the Board in each case.

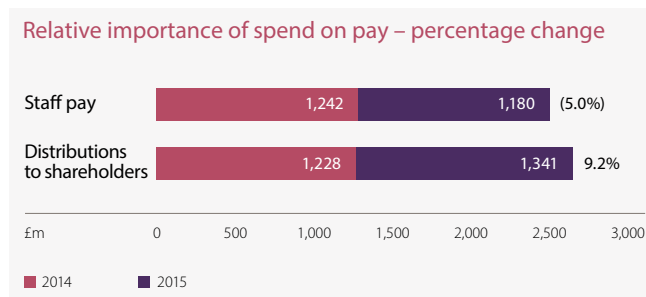
Ivan Menezes – During the year ended 30 June 2015, Ivan Menezes served as a Non-Executive Director of Coach Inc and earned fees of \$75,000, which he retained. In line with the Coach Inc policy for outside directors, Ivan Menezes is eligible to be granted share options and restricted share units (RSUs). During the year ended 30 June 2015, he was granted 11,321 options at an option price of \$33.46 and 2,301 RSUs (including dividends received) at a fair market value of \$33.46 per share.

Deirdre Mahlan – During the year ended 30 June 2015, Deirdre Mahlan served as a Non-Executive Director of Experian plc and earned fees of £118,675, which she retained.

Relative importance of spend on pay

The graph below illustrates the relative importance of spend on pay (total remuneration of all group employees) compared with distributions to shareholders, and the percentage change from the year ended 30 June 2014 to the year ended 30 June 2015. Distributions to shareholders are total dividends. The Committee considers that there

are no other significant distributions or payments of profit or cash flow.



Spend on pay includes exceptional restructuring costs, which were significantly higher in the year ended 30 June 2014 than in the year ended 30 June 2015. Spend on pay for the year ended 30 June 2015 includes the cost of USL employees.

Remuneration Committee

The Remuneration Committee consists of the following independent Non-Executive Directors: Peggy B Bruzelius, Laurence M Danon, Lord Davies of Abersoch, Betsy D Holden, Ho KwonPing, Philip G Scott, Nicola S Mendelsohn and Alan JH Stewart. Lord Davies is the Chairman of the Remuneration Committee. The Chairman of the Board and the Chief Executive may, by invitation, attend Remuneration Committee meetings except when their own remuneration is discussed. Diageo's Global Human Resources Director and Capability, Performance and Reward Director are also invited from time to time by the Remuneration Committee to provide their views and advice. The Global Human Resources Director is not present when her own remuneration is discussed. The Chief Financial Officer may also attend to provide performance context to the Committee during its discussions about target setting. Information on meetings held and director attendance is disclosed in the corporate governance report.

The Remuneration Committee's principal responsibilities are:

- Making recommendations to the Board on remuneration policy as applied to the Executive Directors and the Executive Committee;
- Setting, reviewing and approving individual remuneration arrangements for the Chairman of the Board, Executive Directors and Executive Committee members including terms and conditions of employment;
- Determining arrangements in relation to termination of employment of the Executive Directors and other designated senior executives; and
- Making recommendations to the Board concerning the introduction of any new share incentive plans which require approval by shareholders.

Full terms of reference for the Committee are available at www.diageo.com and on request from the Company Secretary.

External advisors

During the year ended 30 June 2015, the Remuneration Committee received advice from Kepler Associates (a brand of Mercer), appointed by the Committee in December 2013 following a tendering process, who provided independent advice on remuneration best practice and senior executive remuneration.

Kepler Associates is a signatory to, and abides by, the Remuneration Consultants Group Code of Conduct. Further details can be found at www.remunerationconsultantsgroup.com. Kepler's parent company, Mercer, provides unrelated services to the company in the areas of all-employee reward and retirement benefits. The Remuneration Committee is satisfied that the advice it receives from Kepler is independent. During the year, Kepler supported the Committee in preparing this Directors' remuneration report, provided advice on the design of the long term incentives, and calculated the TSR of Diageo and its peer companies for the 2011 and 2012 PSP awards and provided periodic updates on all outstanding performance cycles. The fees paid to Kepler Associates in relation to advice provided to the Committee were £86,618.

During the year, Linklaters provided advice on the AIP and the Directors' remuneration report. Fees paid in relation to this advice were £26,298. Linklaters also provide other legal advice on certain corporate matters.

The Committee is satisfied that the Kepler Associates and Linklaters engagement partners and teams that provide remuneration advice to the Committee, do not have connections with Diageo that may impair their independence. The Committee reviewed the potential for conflicts of interest and judged that there were appropriate safeguards against such conflicts.

Additional remuneration survey data published by Aon Hewitt, Towers Watson, Mercer and PwC were presented to the Remuneration Committee during the year; Clifford Chance provided advice on the operation of share plans.

Statement of voting

The following table summarises the details of votes cast in respect of the resolutions on the directors' remuneration policy and annual report on directors' remuneration at the 2014 AGM.

	For	Against	Total votes cast	Abstentions
Directors' remuneration policy				
Total number of votes	1,663,866,061	43,275,688	1,707,141,749	18,288,488
Percentage of votes cast	97.47%	2.53%	100%	n/a
Annual report on remuneration				
Total number of votes	1,643,966,601	50,619,135	1,694,585,736	30,844,578
Percentage of votes cast	97.01%	2.99%	100%	n/a

The Committee was pleased with the level of support shown for the remuneration policy and implementation report and appreciated the active participation of shareholders and their representative advisory bodies in consulting on executive remuneration matters.

ADDITIONAL INFORMATION

Emoluments and share interests of senior management

The total emoluments for the year ended 30 June 2015 of the Executive Directors, the Executive Committee members and the Company Secretary (together, the senior management) of Diageo comprising base salary, annual incentive plan, share incentive plan, termination payments and other benefits were £14.0 million (2014 – £10.4 million).

The aggregate amount of gains made by the senior management from the exercise of share options and from the vesting of awards during the year was £16.7 million. In addition, they were granted 917,764 performance-based share options under the Diageo Long Term Incentive Plan (DLTIP) during the year at a weighted average share price of 1792 pence, exercisable by 2024 and 25,376 options not subject to performance under the DLTIP, which will vest in three years. In addition they were granted 4,677 options over ordinary shares under the UK savings-related share options scheme (SAYE). They were also awarded 860,111 performance shares under the DLTIP in September 2014, which will vest in three years subject to the performance tests described in the section on DLTIP awards made during the year ended 30 June 2015, 99,244 shares under the DIP, which will vest in September 2017, and 6,344 shares not subject to performance under the DLTIP, which will vest in September 2017.

Senior management options over ordinary shares

At 17 July 2015, the senior management had an aggregate beneficial interest in 1,572,131 ordinary shares in the company and in the following options over ordinary shares in the company:

	Number of options	Weighted average exercise price	Option period
Ivan Menezes	921,440	1561p	2010 – 2024
Deirdre Mahlan	839,792	1473p	2009 – 2024
Other ⁽ⁱ⁾	1,809,328	1782p	2008 – 2025
Total	3,570,560		

(i) Other members of the Executive Committee and the Company Secretary.

Key management personnel related party transactions (audited)

Key management personnel of the group comprises the Executive and Non-Executive Directors, the members of the Executive Committee and the Company Secretary.

Diageo plc has granted rolling indemnities to the Directors and the Company Secretary, uncapped in amount, in relation to certain losses and liabilities which they may incur in the course of acting as Directors or Company Secretary (as applicable) of Diageo plc or of one or more of its subsidiaries. These indemnities continue to be in place at 30 June 2015.

Other than disclosed in this report, no Director had any interest, beneficial or non-beneficial, in the share capital of the company. Save as disclosed above, no Director has or has had any interest in any transaction which is or was unusual in its nature, or which is or was significant to the business of the group and which was effected by any member of the group during the financial year, or which having been effected during an earlier financial year, remains in any respect outstanding or unperformed. There have been no material transactions during the last three years to which any Director or officer, or 3% or greater shareholder, or any spouse or dependent thereof, was a party. There is no significant outstanding indebtedness to the company from any Directors or officer or 3% or greater shareholder.

Statutory and audit requirements

This report was approved by a duly authorised Committee of the Board of Directors, on 29 July 2015 and was signed on its behalf by Lord Davies of Abersoch who is senior Non-Executive Director and Chairman of the Remuneration Committee.

The Board has followed the principles of good governance as set out in the UK Corporate Governance Code and complied with the regulations contained in the Schedule 8 of the Large and Medium-sized Companies and Groups (Accounts and Reports) (Amendment) Regulations 2013, the Listing Rules of the Financial Conduct Authority and the relevant schedules of the Companies Act 2006.

The Companies Act 2006 and the Listing Rules require the Company's auditor to report on the audited information in their report and to state that this section has been properly prepared in accordance with these regulations.

KPMG LLP has audited the report to the extent required by the Regulations, being the sections headed Single total figure of remuneration for Executive Directors (and notes), Annual incentive plan (AIP), Long term incentive plans (LTIPs), Pension arrangements, Directors' shareholding requirements and share and other interests, Outstanding share plan interests, Non-Executive Directors' remuneration and Key management personnel related party transactions.

The annual report on remuneration is subject to shareholder approval at the AGM on 23 September 2015; the directors' remuneration policy was approved by shareholders at the 2014 AGM.

Terms defined in this remuneration report are used solely herein.

DIRECTORS' REPORT

The Directors have pleasure in submitting their Annual Report for the year ended 30 June 2015.

Annual General Meeting

The AGM will be held at The Mermaid Conference & Events Centre, Puddle Dock, Blackfriars, London EC4V 3DB at 2.30 pm on Wednesday, 23 September 2015.

Directors

The Directors of the company who served during the year are shown in the section 'Board of Directors and Company Secretary' and 'Executive Committee' above.

In accordance with the UK Corporate Governance Code, other than Laurence Danon, who will step down from the Board after the AGM, all the Directors will retire by rotation at the AGM and offer themselves for re-election. The Non-Executive Directors proposed for re-election do not have service contracts. Emma Walmsley has been appointed, as a Non-Executive Director, with effect from 1 January 2016 and will offer herself for election at the 2016 AGM.

Further details of Directors' contracts, remuneration and their interests in the shares of the company at 30 June 2015 are given in the Directors' remuneration report.

The Directors' powers are determined by UK legislation and Diageo's articles of association. The Directors may exercise all the company's powers provided that Diageo's articles of association or applicable legislation do not stipulate that any powers must be exercised by the members.

Auditor

As disclosed in the Report of the Audit Committee, following a tender conducted during the year, PricewaterhouseCoopers LLP were selected as auditor of Diageo. Accordingly, a resolution will be proposed at the AGM on 23 September 2015 for the appointment of PricewaterhouseCoopers LLP as auditors of Diageo. KPMG LLP's appointment will end at the conclusion of the AGM.

Disclosure of information to the auditor

The Directors who held office at the date of approval of this Directors' report confirm that, so far as they are each aware, there is no relevant audit information of which the company's auditor is unaware; and each Director has taken all reasonable steps to ascertain any relevant audit information and to ensure that the company's auditor is aware of that information.

Corporate governance statement

The corporate governance statement, prepared in accordance with rule 7.2 of the Financial Conduct Authority's Disclosure and Transparency Rules, comprises the following sections of the Annual Report: the 'Corporate governance report', 'the Report of the Audit Committee' and the 'Additional information for shareholders'.

Significant agreements – change of control

The following significant agreements contain certain termination and other rights for Diageo's counterparties upon a change of control of the company.

Under the agreement governing the company's 34% investment in Moët Hennessy SNC (MH) and Moët Hennessy International SAS (MHI), if a competitor (as defined therein) directly or indirectly takes control of the company (which, for these purposes, would occur if such competitor acquired more than 34% of the voting rights or equity interests in the company), LVMH Moët Hennessy – Louis Vuitton SA (LVMH) may require the company to sell its shares in MH and MHI to LVMH.

The master agreement governing the operation of the group's regional joint ventures with LVMH states that upon a change of control of the company (being, for these purposes, the acquisition by a third party of 30% or more of the issued share capital having voting rights in the company), LVMH may either appoint and remove the chairman of each joint venture entity governed by such master agreement, who shall be given a casting vote, or require each joint venture entity to be wound up.

Other information

Other information relevant to the Directors' report may be found in the following sections of the Annual Report:

Information (including that required by UK Listing Authority Listing Rule 9.8.4)	Location in Annual Report
Amendment of articles of association	Additional information for shareholders – Articles of association
Directors – appointment and powers	Additional information for shareholders – Articles of association
Directors' indemnities and compensation	Directors' remuneration report; Financial statements – note 20 Related party transactions
Dividends	Strategic report – Unaudited financial information and group financial review
Employment Policies	Strategic report – Sustainability & responsibility; Strategic report – Sustainability & responsibility review
Events since 30 June 2015	Not applicable
Financial risk management	Financial statements – note 15 Financial instruments and risk management
Future developments	Chairman's statement; Chief Executive's Statement; Market Dynamics
Greenhouse gas emissions	Strategic report – Sustainability & responsibility review – Environment
Political donations	Corporate governance report
Purchase of own shares	Additional information for shareholders – Repurchase of own shares; Financial statements – note 17 Equity
Research and development	Financial Statements – note 3 Operating costs
Review of the business & principal risks and uncertainties	Chief Executive's statement; Strategic report and Risk Management and principal risks
Share capital – structure, voting and other rights	Additional information for shareholders – Share capital and Articles of association; Financial statements – note 17 Equity
Share capital – employee share plan voting rights	Financial statements – note 17 Equity
Shareholdings in the company	Additional information for shareholders – Share capital
Sustainability and responsibility	Strategic report – How we will deliver our ambition: Sustainability & responsibility; Strategic report – Sustainability & responsibility review
Interest capitalised	Not applicable
Publication of unaudited financial information	Unaudited information
Details of long term incentive schemes	Directors' remuneration report
Waiver of emoluments by a director	Not applicable
Waiver of future emoluments by a director	Not applicable
Non pre-emptive issues of equity for cash (including in respect of major unlisted subsidiaries)	Not applicable
Parent participation in a placing by a listed subsidiary	Not applicable
Contracts of significance	Not applicable
Provision of services by a controlling shareholder	Not applicable
Shareholder waivers of dividends	Note 17 Equity
Shareholder waivers of future dividends	Note 17 Equity
Agreements with controlling shareholders	Not applicable

The Directors' report of Diageo plc for the year ended 30 June 2015 comprises these pages and the sections of the Annual Report referred to under 'Directors', 'Corporate governance statement' and 'Other information' above, which are incorporated into the Directors' report by reference. In addition, certain disclosures required to be contained in the Directors' report, have been incorporated into the 'Strategic report' as set out in 'Other information' above.

The Directors' report was approved by a duly appointed and authorised committee of the Board of Directors on 29 July 2015 and signed on its behalf by Paul D Tunnacliffe, the Company Secretary.

FINANCIAL STATEMENTS: INTRODUCTION AND CONTENTS

INTRODUCTION

The financial statements of the group are prepared in accordance with International Financial Reporting Standards (IFRS) as adopted for use in the European Union (EU) and as issued by the International Accounting Standards Board (IASB).

As explained in note 2 to the consolidated financial statements, in the year ended 30 June 2015 Diageo changed its internal reporting structure to reflect changes made to management responsibilities. As a result of this change, Diageo reports the following geographical segments both for management reporting purposes and in the external financial statements: North America; Europe; Africa; Latin America and Caribbean; Asia Pacific and Corporate. As a consequence of this change, the financial information by geographical segments for comparative years has been restated.

The notes to the consolidated financial statements are grouped into five sections. Section starts with an introduction which explains the purpose and content of that section and each note starts with the accounting policies and critical accounting judgements applied to that note.

The financial statements of Diageo plc (the company) are prepared in accordance with the Companies Act 2006 and UK GAAP. In the year ended 30 June 2015, there were no significant changes to the basis of preparation of the financial statements of the company.

The financial statements also include 'Unaudited Financial Information' which is not required by the relevant accounting standards or other regulations but management believes this section provides important additional information.

CONTENTS

Independent auditor's report to the members of Diageo plc only	85
Primary statements	
Consolidated income statement	88
Consolidated statement of comprehensive income	89
Consolidated balance sheet	90
Consolidated statement of changes in equity	91
Consolidated statement of cash flows	92
Accounting information and policies	93
1. Accounting information and policies	93
Results for the year	95
2. Segmental information	95
3. Operating costs	99
4. Exceptional items	100
5. Finance income and charges	101
6. Investments in associates and joint ventures	102
7. Taxation	103
8. Discontinued operations	105
Operating assets and liabilities	106
9. Acquisition and sale of businesses and purchase of non-controlling interests	106
10. Intangible assets	109
11. Property, plant and equipment	111
12. Other investments	113
13. Post employment benefits	113
14. Working capital	117
Risk management and capital structure	119
15. Financial instruments and risk management	119
16. Net borrowings	125
17. Equity	126
Other financial information	129
18. Contingent liabilities and legal proceedings	129
19. Commitments	132
20. Related party transactions	132
21. Principal group companies	133
Financial statements of the company	134
Unaudited financial information	140

INDEPENDENT AUDITOR'S REPORT TO THE MEMBERS OF DIAGEO plc ONLY

OPINION AND CONCLUSIONS ARISING FROM OUR AUDIT

1. Our opinion on the financial statements is unmodified

We have audited the financial statements of Diageo plc for the year ended 30 June 2015 set out on pages 88 to 139. In our opinion:

- the financial statements give a true and fair view of the state of the group's and of the parent company's affairs as at 30 June 2015 and of the group's profit for the year then ended;
- the group financial statements have been properly prepared in accordance with International Financial Reporting Standards (IFRS) as adopted by the European Union (EU);

- the parent company financial statements have been properly prepared in accordance with UK Accounting Standards; and
- the financial statements have been prepared in accordance with the requirements of the Companies Act 2006; and, as regards the group financial statements, Article 4 of the IAS Regulation.

2. Separate opinion in relation to IFRS as issued by the IASB

As explained in the accounting policies set out in the group financial statements, the group, in addition to complying with its legal obligation to apply IFRS as adopted by the EU, has also applied IFRS as issued by the IASB. In our opinion, the group financial statements comply with IFRS as issued by the IASB.

3. Our assessment of risks of material misstatement

In arriving at our audit opinion above on the financial statements the risks of material misstatement that had the greatest effect on our audit were as follows:

RECOVERABILITY OF GOODWILL, DISTRIBUTION RIGHTS AND BRAND INTANGIBLE ASSETS WITH AN INDEFINITE LIFE

Refer to page 61 (Audit Committee Report) and page 109 (accounting policies and financial disclosures)

The risk: These assets' future recoverability is dependent on achieving sufficient level of future profitability. The assets are spread across a broad range of markets and consequently forecast cash flows are judgemental, requiring assumptions to be made relating to differing and often complex regulatory and economic environments as well as consumer sentiment.

These assets are most prone to the risk of impairment in the early years after acquisition as market position and synergies are established and as distribution networks are extended under the group's control or when there is a significant deterioration in economic conditions or any other external factors.

Our response: In this area our audit procedures included the testing of controls designed and operated by the group relating to the regular update, monitoring, analysis, and appropriate approval of impairment model assumptions.

Our detailed testing focused particularly on those assets with a higher risk of material impairment, most notably, the Ypióca brand and the intangible assets acquired with United Spirits Limited. For all higher risk assets, we challenged the appropriateness of the key assumptions, including forecast cash flows, long term growth rates and the discount rate by reference to past performance; future plans by performing independent market analysis; and performed sensitivity analysis on the impairment models. Our assessment was based on our understanding of the commercial prospects of the assets, identification and analysis of changes in assumptions from prior periods, an assessment of the consistency of assumptions, comparison of assumptions with publicly available data, and where relevant, the historic accuracy of the group's forecasting.

We considered the appropriateness of disclosures in relation to impairment sensitivities in note 10 to the financial statements.

BUSINESS COMBINATIONS AND THEIR PRESENTATION – UNITED SPIRITS LIMITED

Refer to page 61 (Audit Committee Report) and pages 106 (accounting policies and financial disclosures)

The risk: The group acquired a controlling stake in United Spirits Limited (USL) on 2 July 2014, and has consolidated its results since that date, recognising identifiable assets and liabilities acquired and goodwill at fair value. The identification of the assets and liabilities acquired and measurement of them at fair value and consequently, the measurement of goodwill is inherently judgemental.

USL has a number of complex historical arrangements, and the audit reports on the financial statements for the years ended 31 March 2014 and 31 March 2015 were qualified.

The most significant qualification was in respect of loans and advances made by USL to entities trading with the United Breweries (Holdings) Limited, a group of companies controlled by the former principal shareholder of USL. Provisions have been made against the recoverability of the relevant loans and advances and the related interest claims, however pending conclusion of the Board's investigation into these transactions, the auditor's report on the financial statements was qualified in respect of the adequacy of the provisions.

Each of these factors results in a higher risk that the acquired assets, liabilities and resulting goodwill may be misidentified or incorrectly valued.

Our response: We obtained independent valuations of the acquired brands and tangible assets as at 2 July 2014, prepared by experts engaged by the group. We assessed the competence, capabilities and objectivity of the independent valuers and assessed the reasonableness of their conclusions having regard to the key assumptions including forecast cash flows and discount rates.

We assessed the group's determination of the fair value of the remaining assets and liabilities having regard to the completeness of assets and liabilities identified and the reasonableness of any underlying assumptions in their valuation.

We considered the qualifications included in the audit report of USL for the years ended 31 March 2014 and 31 March 2015. We assessed the impact of these qualifications on the completeness and accuracy of the balance sheet of USL at 2 July 2014, the balance sheet of USL at 30 June 2015, and the results and cash flows of USL for the year then ended included in these financial statements. Our procedures included a comparison of the third party investigation report with our audit findings and enquiries with the group general counsel. We also considered the adequacy of contingent liability disclosures in relation to the acquisition.

CONTINGENT LIABILITIES AND LEGAL PROCEEDINGS

Refer to page 61 (Audit Committee Report) and page 129 (accounting policies and financial disclosures)

The risk: The group has extensive international operations and, in the normal course of business, provisions or contingent liabilities may arise from general legal proceedings, guarantees, government investigations, or environmental issues. The group is a defendant in a number of legal, customs and tax proceedings incidental to its operations. In particular, these relate to (i) a conditional backstop guarantee issued to Standard Chartered Bank for up to \$135 million in respect of a loan facility from Standard Chartered to Watson Limited, a company affiliated with Dr Vijay Mallya and (ii) continuing claims against the group in respect of the drug thalidomide. The amounts involved are potentially significant and the application of accounting standards to determine the amount, if any, to be provided as a liability is inherently subjective.

Our response: Our audit procedures included challenging the appropriateness of the group's assumptions having regard to access to the security package provided in connection with the conditional backstop guarantee and an assessment of the levels of provisions, having regard to correspondence between the group's external counsel and national revenue and customs authorities and other third parties.

We assessed completeness of provisions through review of legal expenses, discussion with the group's internal legal counsel, and monitoring external sources of information such as industry media to identify actual and potential non-compliance with laws and regulations relevant to the group. In addition we obtained formal confirmations of the status of legal cases from the group's external counsel where appropriate and ensured that the provisions and disclosures reflected matters covered by those confirmations.

We also assessed whether the group's disclosures detailing significant legal proceedings adequately disclose the potential liabilities of the group and considered the appropriateness of disclosures in respect of other contingent liabilities.

VENEZUELAN FOREIGN EXCHANGE

Refer to page 61 (Audit Committee Report) and page 94 (financial disclosures)

The risk: The Venezuelan Bolivar (VEF) is subject to strict currency restrictions and is not freely exchangeable. As at 30 June 2015 there are multiple official rates of exchange of VEF to US dollars (\$). The disparity between the different rates is significant, ranging from \$1=VEF6.3 to VEF197.3. Consequently the determination of the appropriate rate at which to consolidate the group's Venezuelan operations has a material impact on the group financial statements.

In the year ended 30 June 2014, the group applied The Second Ancillary Foreign Currency Administration System (SICAD II), consolidating at a rate of \$1=VEF49.98.

The Marginal Currency System (SIMADI) was introduced in February 2015 and the SICAD II rate was withdrawn. The introduction of the SIMADI allows for greater potential access to foreign currency and consequently has been assessed by the group as being the most appropriate rate to use when consolidating their operations in Venezuela (1\$=VEF197.3). This has resulted in a significant devaluation of Venezuelan net assets and results in the year ended 30 June 2015.

Our response: Our audit procedures included a critical assessment of the history of the rates at which the group has been able to convert VEF to \$, and the restrictions on the different rates currently available to the group to determine the appropriateness of using SIMADI when consolidating the group's Venezuelan operations.

We also assessed the adequacy of disclosures in relation to the change in rate and its financial impact on the group.

4. Our application of materiality and an overview of the scope of our audit

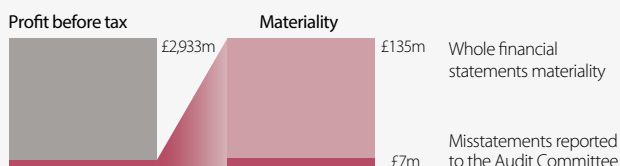
The materiality for the group financial statements as a whole was set at £135 million determined with reference to a benchmark of group profit before taxation, of which it represents 4.6%.

We report to the Audit Committee any corrected or uncorrected identified misstatements exceeding £7 million in addition to other identified misstatements that warranted reporting on qualitative grounds.

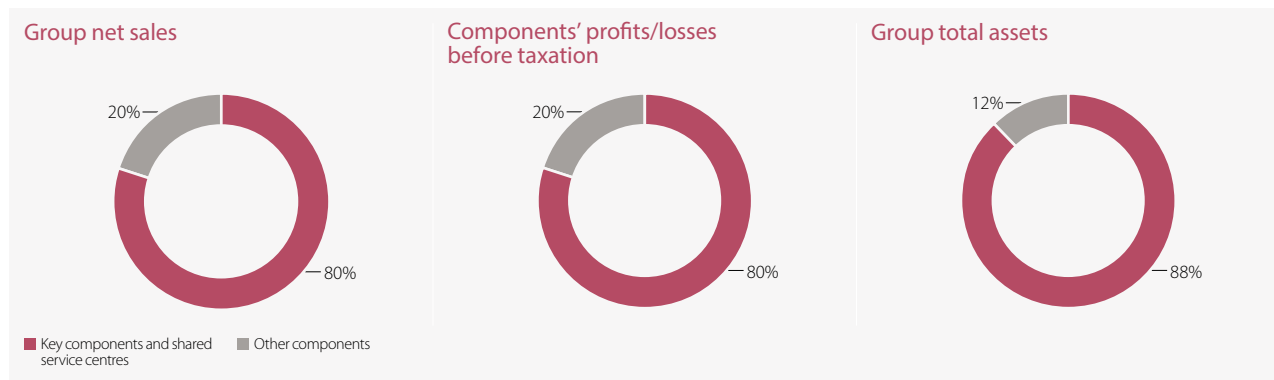
The group operates through a significant number of reporting components. Of these components, we subjected 11 to audits for group reporting purposes and 1 to an audit of revenue. The latter was not individually financially significant enough to require an audit for group reporting purposes, but was included in the scope of our group reporting work in order to provide further coverage over the group's revenue.

The group operates four shared service centres in Hungary, the Philippines, Kenya and Colombia, the outputs of which are included in the financial information of the reporting components they service and therefore they are not a separate reporting component. Each of the service centres is subject to specified audit procedures, predominantly the testing of transaction processing and review of controls. Additional audit procedures are performed at certain reporting components to address the audit risks not covered by the work performed over the shared service centres.

Materiality of the Group Financial Statements



The key components & shared service centres within the scope of our work accounted for the following percentages of the Group's results:



Revenue, group profit before tax and total group assets of other components not in scope are represented by a significant number of other reporting components, none of which individually represent more than 3% of these measures, and the majority are subject to local statutory audits, which are not completed at the date of this report. For these other components, we performed analysis (focusing specifically on revenue) at the aggregated group level to re-examine our assessment that there are no significant risks of material misstatement within these components.

The group audit team instructed component auditors and shared service centre auditors as to the significant areas to be covered, including the relevant risks detailed above and the information to be reported back. The group audit team approved the component materialities, which ranged from £7 million to £75 million having regard to the mix of size and risk profile of the group across the components. The work on all components was performed by component auditors. The group audit team performed the work on valuation of indefinite lived intangible assets and post employment benefits.

The group audit team visited 5 component locations in the United Kingdom (UK), the United States of America (US), India, China and Hungary. Telephone and/or online meetings were also held with these component auditors and the majority of the other key components that were not physically visited. The findings reported to the group audit team were discussed in more detail, and any further work required by the group audit team was then performed by the component auditor.

5. Our opinion on other matters prescribed by the Companies Act 2006 is unmodified

In our opinion:

- the part of the Directors' remuneration report to be audited has been properly prepared in accordance with the Companies Act 2006; and
- the information given in the Strategic Report and the Directors' report for the financial year for which the financial statements are prepared is consistent with the group financial statements.

6. We have nothing to report in respect of matters on which we are required to report by exception

Under ISAs (UK and Ireland) we are required to report to you if, based on the knowledge we acquired during our audit, we have identified other information in the annual report that contains a material inconsistency with either that knowledge or the financial statements, a material misstatement of fact, or that is otherwise misleading.

In particular, we are required to report to you if:

- we have identified material inconsistencies between the knowledge we acquired during our audit and the directors' statement that they consider that the annual report and financial statements taken as a whole is fair, balanced and understandable

and provides the information necessary for shareholders to assess the group's performance, business model and strategy; or

- the Audit Committee Report does not appropriately address matters communicated by us to the Audit Committee.
- Under the Companies Act 2006 we are required to report to you if, in our opinion:
- adequate accounting records have not been kept by the parent company, or returns adequate for our audit have not been received from branches not visited by us; or
 - the parent company financial statements and part of the Directors' remuneration report to be audited are not in agreement with the accounting records and returns; or
 - certain disclosures of directors' remuneration specified by law are not made; or
 - we have not received all the information and explanations we require for our audit.

Under the Listing Rules we are required to review:

- the directors' statement, set out on page 59, in relation to going concern;
- the part of the Corporate Governance Statement on pages 56 to 59 relating to the company's compliance with the ten provisions of the 2012 UK Corporate Governance Code specified for our review.

We have nothing to report in respect of the above responsibilities.

SCOPE OF REPORT AND RESPONSIBILITIES

As explained more fully in the Directors' Responsibilities Statement set out on page 59, the directors are responsible for the preparation of the group financial statements and for being satisfied that they give a true and fair view. A description of the scope of an audit of financial statements is provided on the Financial Reporting Council's website at www.frc.org.uk/auditscopeukprivate. This report is made solely to the company's members as a body and is subject to important explanations and disclaimers regarding our responsibilities, published on our website at www.kpmg.com/uk/auditscopeukco2014b, which are incorporated into this report as if set out in full and should be read to provide an understanding of the purpose of this report, the work we have undertaken and the basis of our opinions.

Paul Korolkiewicz (Senior Statutory Auditor)
 for and on behalf of KPMG LLP, Statutory Auditor

Chartered Accountants
 15 Canada Square
 London
 E14 5GL
 29 July 2015

CONSOLIDATED INCOME STATEMENT

	Notes	Year ended 30 June 2015 £ million	Year ended 30 June 2014 £ million	Year ended 30 June 2013 £ million
Sales	2	15,966	13,980	15,276
Excise duties	3	(5,153)	(3,722)	(3,973)
Net sales	2	10,813	10,258	11,303
Cost of sales	3	(4,610)	(4,029)	(4,416)
Gross profit		6,203	6,229	6,887
Marketing	3	(1,629)	(1,620)	(1,769)
Other operating expenses	3	(1,777)	(1,902)	(1,738)
Operating profit		2,797	2,707	3,380
Non-operating items	4	373	140	(83)
Finance income	5	244	241	259
Finance charges	5	(656)	(629)	(716)
Share of after tax results of associates and joint ventures	6	175	252	217
Profit before taxation		2,933	2,711	3,057
Taxation	7	(466)	(447)	(507)
Profit from continuing operations		2,467	2,264	2,550
Discontinued operations	8	–	(83)	–
Profit for the year		2,467	2,181	2,550
Attributable to:				
Equity shareholders of the parent company – continuing operations		2,381	2,331	2,452
– discontinued operations		–	(83)	–
Non-controlling interests – continuing operations		86	(67)	98
		2,467	2,181	2,550
Weighted average number of shares				
		million	million	million
Shares in issue excluding own shares		2,505	2,506	2,502
Dilutive potential ordinary shares		12	11	15
		2,517	2,517	2,517
Basic earnings per share				
		pence	pence	pence
Continuing operations		95.0	93.0	98.0
Discontinued operations		–	(3.3)	–
		95.0	89.7	98.0
Diluted earnings per share				
Continuing operations		94.6	92.6	97.4
Discontinued operations		–	(3.3)	–
		94.6	89.3	97.4

The accompanying notes are an integral part of these consolidated financial statements.

CONSOLIDATED STATEMENT OF COMPREHENSIVE INCOME

	Year ended 30 June 2015 £ million	Year ended 30 June 2014 £ million	Year ended 30 June 2013 £ million
Other comprehensive income			
Items that will not be recycled subsequently to the income statement			
Net remeasurement of post employment plans			
– group	125	(169)	119
– associates and joint ventures	(10)	2	(19)
– non-controlling interests	(2)	–	–
Tax on post employment plans	(11)	20	(35)
	102	(147)	65
Items that may be recycled subsequently to the income statement			
Exchange differences on translation of foreign operations			
– group	(345)	(1,117)	37
– associates and joint ventures	(205)	(294)	108
– non-controlling interests	56	(120)	36
Exchange loss recycled to the income statement in respect of step acquisitions	88	–	–
Net investment hedges	269	398	(150)
Tax on exchange differences	30	12	3
Effective portion of changes in fair value of cash flow hedges			
– (losses)/gains taken to other comprehensive income – group	(40)	59	(48)
– (losses)/gains taken to other comprehensive income – associates and joint ventures	(6)	(5)	7
– recycled to income statement	(58)	34	(33)
Tax on effective portion of changes in fair value of cash flow hedges	18	2	17
Fair value movements on available-for-sale investments			
– gains taken to other comprehensive income – group	11	55	85
– gains taken to other comprehensive income – non-controlling interests	9	–	–
– recycled to income statement	–	(140)	–
Tax on available-for-sale fair value movements	(4)	–	–
Hyperinflation adjustment	18	11	4
Tax on hyperinflation adjustment	–	(2)	–
	(159)	(1,107)	66
Other comprehensive (loss)/income, net of tax, for the year	(57)	(1,254)	131
Profit for the year	2,467	2,181	2,550
Total comprehensive income for the year	2,410	927	2,681
Attributable to:			
Equity shareholders of the parent company	2,261	1,114	2,547
Non-controlling interests	149	(187)	134
Total comprehensive income for the year	2,410	927	2,681

The accompanying notes are an integral part of these consolidated financial statements.

CONSOLIDATED BALANCE SHEET

	Notes	30 June 2015		30 June 2014	
		£ million	£ million	£ million	£ million
Non-current assets					
Intangible assets	10	11,231		7,891	
Property, plant and equipment	11	3,690		3,433	
Biological assets		65		53	
Investments in associates and joint ventures	6	2,076		3,201	
Other investments	12	109		63	
Other receivables	14	46		107	
Other financial assets	15	292		250	
Deferred tax assets	7	189		246	
Post employment benefit assets	13	436		251	
			18,134		15,495
Current assets					
Inventories	14	4,574		4,222	
Trade and other receivables	14	2,435		2,499	
Assets held for sale		143		8	
Other financial assets	15	46		118	
Cash and cash equivalents	16	472		622	
			7,670		7,469
Total assets			25,804		22,964
Current liabilities					
Borrowings and bank overdrafts	16	(1,921)		(1,576)	
Other financial liabilities	15	(156)		(146)	
Trade and other payables	14	(2,943)		(2,800)	
Liabilities held for sale		(3)		-	
Corporate tax payable		(162)		(197)	
Provisions	14	(105)		(132)	
			(5,290)		(4,851)
Non-current liabilities					
Borrowings	16	(7,917)		(7,638)	
Other financial liabilities	15	(443)		(447)	
Other payables	14	(69)		(94)	
Provisions	14	(238)		(253)	
Deferred tax liabilities	7	(1,896)		(1,365)	
Post employment benefit liabilities	13	(695)		(726)	
			(11,258)		(10,523)
Total liabilities			(16,548)		(15,374)
Net assets			9,256		7,590
Equity					
Share capital	17	797		797	
Share premium		1,346		1,345	
Other reserves		1,994		2,243	
Retained earnings		3,634		2,438	
Equity attributable to equity shareholders of the parent company			7,771		6,823
Non-controlling interests	17		1,485		767
Total equity			9,256		7,590

The accompanying notes are an integral part of these consolidated financial statements.

These consolidated financial statements were approved by a duly appointed and authorised committee of the Board of Directors on 29 July 2015 and were signed on its behalf by Ivan Menezes and Deirdre Mahlan, Directors.

CONSOLIDATED STATEMENT OF CHANGES IN EQUITY

	Share capital £ million	Share premium £ million	Capital redemption reserve £ million	Hedging and exchange reserve £ million	Retained earnings/(deficit)			Equity attributable to parent company shareholders £ million	Non-controlling interests £ million	Total equity £ million
					Own shares £ million	Other retained earnings £ million	Total £ million			
At 30 June 2012	797	1,344	3,146	67	(2,257)	2,491	234	5,588	1,204	6,792
Total comprehensive income	–	–	–	(59)	–	2,606	2,606	2,547	134	2,681
Employee share schemes	–	–	–	–	25	(34)	(9)	(9)	–	(9)
Share-based incentive plans	–	–	–	–	–	45	45	45	–	45
Share-based incentive plans in respect of associates	–	–	–	–	–	2	2	2	–	2
Tax on share-based incentive plans	–	–	–	–	–	30	30	30	–	30
Acquisitions	–	–	–	–	–	–	–	–	(21)	(21)
Change in fair value of put options	–	–	–	–	–	(7)	(7)	(7)	–	(7)
Purchase of non-controlling interests	–	–	–	–	–	(100)	(100)	(100)	(100)	(200)
Dividends paid	–	–	–	–	–	(1,125)	(1,125)	(1,125)	(100)	(1,225)
Transfers	–	–	–	–	–	65	65	65	(65)	–
At 30 June 2013	797	1,344	3,146	8	(2,232)	3,973	1,741	7,036	1,052	8,088
Total comprehensive income	–	–	–	(911)	–	2,025	2,025	1,114	(187)	927
Employee share schemes	–	–	–	–	(48)	(67)	(115)	(115)	–	(115)
Share-based incentive plans	–	–	–	–	–	37	37	37	–	37
Share-based incentive plans in respect of associates	–	–	–	–	–	3	3	3	–	3
Tax on share-based incentive plans	–	–	–	–	–	1	1	1	–	1
Shares issued	–	1	–	–	–	–	–	1	–	1
Acquisitions	–	–	–	–	–	–	–	–	8	8
Change in fair value of put options	–	–	–	–	–	(7)	(7)	(7)	–	(7)
Purchase of non-controlling interests	–	–	–	–	–	(19)	(19)	(19)	(18)	(37)
Dividends paid	–	–	–	–	–	(1,228)	(1,228)	(1,228)	(88)	(1,316)
At 30 June 2014	797	1,345	3,146	(903)	(2,280)	4,718	2,438	6,823	767	7,590
Total comprehensive income	–	–	–	(249)	–	2,510	2,510	2,261	149	2,410
Employee share schemes	–	–	–	–	52	(58)	(6)	(6)	–	(6)
Share-based incentive plans	–	–	–	–	–	35	35	35	–	35
Share-based incentive plans in respect of associates	–	–	–	–	–	2	2	2	–	2
Tax on share-based incentive plans	–	–	–	–	–	4	4	4	–	4
Shares issued	–	1	–	–	–	–	–	1	–	1
Acquisitions	–	–	–	–	–	–	–	–	641	641
Change in fair value of put options	–	–	–	–	–	(9)	(9)	(9)	–	(9)
Disposal of non-controlling interests	–	–	–	–	–	1	1	1	–	1
Dividends paid	–	–	–	–	–	(1,341)	(1,341)	(1,341)	(72)	(1,413)
At 30 June 2015	797	1,346	3,146	(1,152)	(2,228)	5,862	3,634	7,771	1,485	9,256

The accompanying notes are an integral part of these consolidated financial statements.

CONSOLIDATED STATEMENT OF CASH FLOWS

	Notes	Year ended 30 June 2015		Year ended 30 June 2014		Year ended 30 June 2013	
		£ million	£ million	£ million	£ million	£ million	£ million
Cash flows from operating activities							
Profit for the year		2,467		2,181		2,550	
Discontinued operations		–		83		–	
Taxation		466		447		507	
Share of after tax results of associates and joint ventures		(175)		(252)		(217)	
Net finance charges		412		388		457	
Non-operating items		(373)		(140)		83	
Operating profit			2,797		2,707		3,380
Increase in inventories		(204)		(229)		(268)	
Decrease/(increase) in trade and other receivables		274		(276)		(350)	
Increase/(decrease) in trade and other payables and provisions		47		(92)		66	
Net decrease/(increase) in working capital			117		(597)		(552)
Depreciation, amortisation and impairment		440		629		398	
Dividends received		183		228		220	
Post employment payments less amounts included in operating profit		(70)		(196)		(487)	
Other items		(11)		(80)		45	
			542		581		176
Cash generated from operations			3,456		2,691		3,004
Interest received		183		143		130	
Interest paid		(599)		(575)		(557)	
Taxation paid		(489)		(469)		(544)	
			(905)		(901)		(971)
Net cash from operating activities			2,551		1,790		2,033
Cash flows from investing activities							
Disposal of property, plant and equipment and computer software		52		80		39	
Purchase of property, plant and equipment and computer software		(638)		(642)		(636)	
Movements in loans and other investments		(2)		7		16	
Sale of businesses	9	978		2		(16)	
Acquisition of businesses	9	(1,284)		(536)		(644)	
Net cash outflow from investing activities			(894)		(1,089)		(1,241)
Cash flows from financing activities							
Proceeds from issue of share capital		1		1		–	
Net purchase of own shares for share schemes		(8)		(113)		(11)	
Dividends paid to non-controlling interests		(72)		(88)		(100)	
Disposal of non-controlling interests		1		–		–	
Purchase of shares of non-controlling interests	9	–		(37)		(200)	
Proceeds from bonds	16	791		1,378		2,100	
Repayment of bonds	16	(1,492)		(1,471)		(869)	
Net movements on other borrowings	16	386		(64)		7	
Equity dividends paid	17	(1,341)		(1,228)		(1,125)	
Net cash outflow from financing activities			(1,734)		(1,622)		(198)
Net (decrease)/increase in net cash and cash equivalents	16		(77)		(921)		594
Exchange differences			(73)		(192)		36
Net cash and cash equivalents at beginning of the year			532		1,645		1,015
Net cash and cash equivalents at end of the year			382		532		1,645
Net cash and cash equivalents consist of:							
Cash and cash equivalents	16		472		622		1,750
Bank overdrafts	16		(90)		(90)		(105)
			382		532		1,645

The accompanying notes are an integral part of these consolidated financial statements.

ACCOUNTING INFORMATION AND POLICIES

This section describes the basis of preparation of the consolidated financial statements and the group’s accounting policies that are applicable to the financial statements as a whole. Accounting policies, critical accounting estimates and judgements that are specific to a note are included in the note to which they relate. This section also explains new accounting standards, amendments and interpretations, that the group has adopted in the current financial year or will adopt in subsequent years.

1. ACCOUNTING INFORMATION AND POLICIES

(a) Basis of preparation

The consolidated financial statements are prepared in accordance with International Financial Reporting Standards (IFRS) as adopted for use in the European Union (EU) and as issued by the International Accounting Standards Board (IASB). The consolidated financial statements are prepared on a going concern basis under the historical cost convention, unless stated otherwise in the relevant accounting policy.

The preparation of financial statements in conformity with IFRS requires management to make estimates and assumptions that affect the reported amounts of assets and liabilities, the disclosure of contingent assets and liabilities at the date of the financial statements, and the reported amounts of revenues and expenses during the year. Actual results could differ from those estimates.

(b) Going concern

The group has considerable financial resources available. At 30 June 2015 the group has cash and cash equivalents of £472 million and undrawn bank facilities of £2,229 million, with borrowings and bank overdrafts due within one year of £1,921 million. The group owns a diverse portfolio of beverage alcohol assets. With a globally diverse customer and supplier base the directors believe that the group is well positioned to manage its business and financial risks successfully.

The directors have a reasonable expectation that the group has adequate resources to continue in operational existence for the foreseeable future. Accordingly, they continue to adopt the going concern basis in preparing the consolidated financial statements.

(c) Consolidation

The consolidated financial statements include the results of the company and its subsidiaries together with the group’s attributable share of the results of associates and joint ventures. A subsidiary is an entity controlled by Diageo plc. Control is the power to direct the relevant activities of the subsidiary that significantly affect the subsidiary’s return so as to have rights to the variable return from its activities. Where the group has the ability to exercise joint control over an entity but has rights to specified assets and obligations for liabilities of that entity, the entity is consolidated on the basis of the group’s rights over those assets and liabilities.

(d) Foreign currencies

Items included in the financial statements of the group’s subsidiaries, associates and joint ventures are measured using the currency of the primary economic environment in which each entity operates (its functional currency). The consolidated financial statements are presented in sterling, which is the functional currency of the parent company.

The income statements and cash flows of non-sterling entities are translated into sterling at weighted average rates of exchange, other than substantial transactions that are translated at the rate on the date of the transaction. Exchange differences arising on the retranslation to closing rates are taken to the exchange reserve.

Balance sheets are translated at closing rates. Exchange differences arising on the retranslation at closing rates of the opening balance sheets of overseas entities are taken to the exchange reserve, as are exchange differences arising on foreign currency borrowings and financial instruments designated as net investment hedges, to the extent that they are effective. Tax charges and credits arising on such items are also taken to the exchange reserve. Gains and losses accumulated in the exchange reserve are recycled to the income statement when the foreign operation is sold. Other exchange differences are taken to the income statement. Transactions in foreign currencies are recorded at the rate of exchange at the date of the transaction.

The principal foreign exchange rates used in the translation of financial statements for the three years ended 30 June 2015, expressed in US dollars and euros per £1, were as follows:

	2015	2014	2013
US dollar			
Income statement and cash flows ⁽ⁱ⁾	1.57	1.63	1.57
Assets and liabilities ⁽ⁱⁱ⁾	1.57	1.71	1.52
Euro			
Income statement and cash flows ⁽ⁱ⁾	1.31	1.20	1.21
Assets and liabilities ⁽ⁱⁱ⁾	1.41	1.25	1.17

(i) Weighted average rates
 (ii) Year end rates

The group uses foreign exchange hedges to mitigate the effect of exchange rate movements. For further information see note 15.

(e) Critical accounting estimates and judgements

The critical accounting policies, which the directors consider are of greater complexity and/or particularly subject to the exercise of judgements, are set out in detail in the relevant notes:

- Exceptional items – page 100
- Taxation – page 103
- Business combinations – page 106
- Brands, goodwill and other intangibles – page 109
- Post employment benefits – page 113
- Contingent liabilities and legal proceedings – page 129

In the year ended 30 June 2015 a significant judgement was made in respect of the exchange rate used to translate the group's Venezuelan operations.

In February 2015, the Central Bank of Venezuela opened a new mechanism (known as SIMADI) that allows private and public companies to trade foreign currency with fewer restrictions than other mechanisms in Venezuela. As a result, the group has used the SIMADI exchange rate to consolidate its Venezuelan operations for the year ended 30 June 2015. For the year ended 30 June 2014, the group applied the Sicad II exchange rate to consolidate its operations in Venezuela.

Applying the SIMADI consolidation rate of \$1 = VEF197.30 (£1 = VEF309.76) compared to the Sicad II rate of \$1 = VEF49.98 (£1 = VEF85.47) would have reduced net assets and cash and cash equivalents as at 1 July 2014 by £60 million and £52 million, respectively, and would have reduced the previously reported net sales and operating profit for the year ended 30 June 2014 by £57 million and £36 million, respectively.

(f) New accounting policies

The following amendments to the accounting standards, issued by the IASB or International Financial Reporting Interpretations Committee (IFRIC) and endorsed by the EU, have been adopted by the group from 1 July 2014 with no significant impact on the group's consolidated results, financial position or disclosures:

- *IFRIC 21 – Levies*
- *Amendment to IAS 19 – Defined benefit plans: Employee contributions*
- *Amendment to IAS 32 – Offsetting financial assets and financial liabilities*
- *Amendment to IAS 39 – Novation of derivatives and continuation of hedge accounting*
- *Amendment to IFRS 2 – Share based payments – Definition of vesting conditions*
- *Amendment to IFRS 3 – Accounting for contingent consideration in a business combination*
- *Amendment to IFRS 3 – Scope exceptions for joint ventures*
- *Amendment to IFRS 8 – Aggregation of operating segments and reconciliation of segment assets to entity's assets*
- *Amendment to IFRS 13 – Short term receivables and payables*

The following standards issued by the IASB (not yet endorsed by the EU) have not yet been adopted by the group:

IFRS 9 – Financial instruments (effective in the year ending 30 June 2019) is ultimately intended to replace IAS 39 and covers the classification, measurement and derecognition of financial instruments together with a new hedge accounting model and new impairment methodology.

Based on a preliminary assessment the group believes that the adoption of IFRS 9 will have no significant impact on its consolidated results or financial position.

IFRS 15 – Revenue from contracts with customers (effective in the year ending 30 June 2019) is based on the principle that revenue is recognised when control of goods or services is transferred to the customer and provides a single, principles based five-step model to be applied to all sales contracts. It replaces the separate models for goods, services and construction contracts under current IFRS.

Based on a preliminary assessment the group believes that the adoption of IFRS 15 will have no significant impact on its consolidated results or financial position.

Amendments to IAS 16 and IAS 41 – Agriculture: Bearer Plants

(effective in the year ending 30 June 2017) changes the accounting requirements for biological assets that meet the definition of bearer plants. These will be within the scope of IAS 16 and will be subject to all of the requirements therein. This includes the ability to choose between the cost model and revaluation model.

The group is currently considering the impact of the amendments on its consolidated results and financial position.

There are a number of amendments to IFRS, effective for the year ending 30 June 2016 and 30 June 2017, which are not expected to significantly impact the group's consolidated results or financial position.

RESULTS FOR THE YEAR

This section explains the results and performance of the group for the three years ended 30 June 2015. Disclosures are provided for segmental information, operating costs, exceptional items, finance income and charges, the group's share of results of associates and joint ventures, taxation and discontinued operations. For associates, joint ventures and taxation, balance sheet disclosures are also provided in this section.

2. SEGMENTAL INFORMATION

Accounting policies

Sales comprise revenue from the sale of goods, royalties and rents receivable. Revenue from the sale of goods includes excise and other duties which the group pays as principal but excludes amounts collected on behalf of third parties, such as value added tax. Sales are recognised depending upon individual customer terms at the time of despatch, delivery or when the risk of loss transfers. Provision is made for returns where appropriate. Sales are stated net of price discounts, allowances for customer loyalty and certain promotional activities and similar items.

Net sales are sales less excise duties. Diageo incurs excise duties throughout the world. In some countries excise duties are based on sales and are separately identified on the face of the invoice to the external customer. In others it is effectively a production tax which is incurred when the spirit is removed from bonded warehouses. In these countries excise duties are part of the cost of goods sold and are not separately identified on the sales invoice.

Advertising costs, point of sale materials and sponsorship payments are charged to marketing in operating profit when the company has a right of access to the goods or services acquired.

Diageo is an international manufacturer and distributor of premium drinks. Diageo also owns a number of investments in associates and joint ventures as set out in note 6.

The segmental information presented is consistent with management reporting provided to the executive committee (the chief operating decision maker).

The executive committee considers the business principally from a geographical perspective based on the location of third party sales and the business analysis is presented by geographical segment.

In the year ended 30 June 2015 Diageo changed its internal reporting structure to reflect changes made to management responsibilities. As a result of this change, Diageo reports the following geographical segments both for management reporting purposes and in the external financial statements: North America; Europe; Africa; Latin America and Caribbean; Asia Pacific and Corporate. The geographical segments Western Europe and Africa, Eastern Europe and Turkey are no longer reported. Consequently, the segmental information (in parts (a) and (b) below) for the two years ended 30 June 2014 and 2013 has been restated to present the current internal reporting structure.

From 1 July 2013, the majority of the group's supply operations (formerly the Global Supply segment) have been integrated into demand markets while the supply operations in the United Kingdom, Ireland and Italy, which manufacture products for other group

companies, are operated by the International Supply Centre (ISC). The results of the ISC segment are allocated to the geographical segments for the purpose of explaining the group's performance. The management reporting, at budget exchange rate, for the year ended 30 June 2013 was not restated as the integration of the non-ISC supply operations into the demand markets did not alter the externally reported net sales and operating profit before exceptional items of the geographical segments. The other segmental information in note 2(b) in respect of capital expenditures and depreciation, intangible asset amortisation and impairment for the year ended 30 June 2013 has been restated for the change in the reporting of the ISC.

Continuing operations also include the Corporate function. Corporate revenues and costs are in respect of central costs, including finance, corporate relations, human resources and legal, as well as certain information systems, facilities and employee costs that are not allocable to the geographical segments or to the ISC. They also include rents receivable and payable in respect of properties not used by the group in the manufacture, sale or distribution of premium drinks and the results of Gleneagles Hotel (disposed on 30 June 2015).

Diageo uses shared services operations, including captive and outsourced centres, to deliver transaction processing activities for markets and operational entities. These centres are located in Hungary, Romania, Kenya, Colombia, the Philippines and India. The captive business service centre in Budapest also performs certain central finance activities, including elements of financial planning and reporting and treasury. The results of shared service operations are recharged to the regions.

The segmental information for net sales and operating profit before exceptional items is reported at budgeted exchange rates in line with management reporting. For management reporting purposes the group measures the current year at, and restates the prior year net sales and operating profit to, the current year's budgeted exchange rates. These exchange rates are set prior to the financial year as part of the financial planning process and provide a consistent exchange rate to measure the performance of the business throughout the year. The adjustments required to retranslate the segmental information to actual exchange rates and to reconcile it to the group's reported results are shown in the tables below. The comparative segmental information, prior to retranslation, has not been restated at the current year's budgeted exchange rates but is presented at the budgeted rates for the respective years.

In addition, for management reporting purposes Diageo presents separately the results of acquisitions and disposals completed in the current and prior year from the results of the geographical segments. The impact of acquisitions and disposals on net sales and operating profit is disclosed under the appropriate geographical segments in the following tables at budgeted exchange rates.

	North America £ million	Europe £ million	Africa £ million	Latin America and Caribbean £ million	Asia Pacific £ million	Global Supply £ million	Eliminate inter-segment sales £ million	Total operating segments £ million	Corporate and other £ million	Total £ million
2013 (restated)										
Sales	4,262	5,074	2,014	1,741	2,109	2,648	(2,648)	15,200	76	15,276
Net sales										
At budgeted exchange rates ⁽ⁱ⁾	3,707	2,890	1,566	1,416	1,480	2,754	(2,667)	11,146	76	11,222
Acquisitions and disposals	–	49	14	66	119	–	–	248	–	248
Global Supply allocation	36	31	3	11	6	(87)	–	–	–	–
Retranslation to actual exchange rates	(20)	(55)	(19)	(40)	(33)	(19)	19	(167)	–	(167)
Net sales	3,723	2,915	1,564	1,453	1,572	2,648	(2,648)	11,227	76	11,303
Operating profit/(loss)										
At budgeted exchange rates ⁽ⁱ⁾	1,445	864	418	480	369	82	–	3,658	(154)	3,504
Acquisitions and disposals	–	15	2	–	22	–	–	39	–	39
Global Supply allocation	46	30	3	–	3	(82)	–	–	–	–
Retranslation to actual exchange rates	(13)	(6)	(23)	(12)	(13)	–	–	(67)	3	(64)
Operating profit/(loss) before exceptional items	1,478	903	400	468	381	–	–	3,630	(151)	3,479
Exceptional items	–	(31)	(5)	–	(1)	(62)	–	(99)	–	(99)
Operating profit/(loss)	1,478	872	395	468	380	(62)	–	3,531	(151)	3,380
Non-operating items										(83)
Net finance charges										(457)
Share of after tax results of associates and joint ventures										
– Moët Hennessy										230
– Other										(13)
Profit before taxation										3,057

- (i) These items represent the IFRS 8 performance measures for the geographical and ISC/Global Supply segments.
(1) The net sales figures for ISC/Global Supply reported to the executive committee primarily comprise inter-segment sales and these are eliminated in a separate column in the above segmental analysis. Apart from sales by the ISC/Global Supply segment to the other operating segments, inter-segmental sales are not material.
(2) The group's net finance charges are managed centrally and are not attributable to individual operating segments.
(3) Approximately 40% of annual net sales occur in the last four months of each calendar year.

(b) Other segmental information

	North America £ million	Europe £ million	Africa £ million	Latin America and Caribbean £ million	Asia Pacific £ million	ISC £ million	Corporate and other £ million	Total £ million
2015								
Capital expenditure	95	34	140	53	42	233	41	638
Depreciation and intangible asset amortisation	(38)	(24)	(93)	(15)	(37)	(102)	(62)	(371)
Exceptional accelerated depreciation and impairment	(22)	–	–	(1)	–	–	–	(23)
Exceptional impairment of associate	–	–	–	–	(41)	–	–	(41)
Exceptional accelerated amortisation	–	–	–	–	–	–	(5)	(5)
2014 (restated)								
Capital expenditure	65	28	154	39	25	280	51	642
Depreciation and intangible asset amortisation	(40)	(24)	(92)	(12)	(19)	(100)	(57)	(344)
Exceptional accelerated depreciation and impairment	(2)	–	–	–	(4)	(18)	(1)	(25)
Exceptional impairment of intangible assets	–	–	–	–	(260)	–	–	(260)
2013 (restated)								
Capital expenditure	76	22	183	20	42	226	67	636
Depreciation, intangible asset amortisation and impairment	(37)	(25)	(92)	(13)	(20)	(89)	(49)	(325)
Exceptional accelerated depreciation	(4)	–	–	–	–	(19)	–	(23)
Exceptional impairment of intangible assets	–	(50)	–	–	–	–	–	(50)

(c) Category and geographic analysis

	Category analysis						Geographic analysis					
	Spirits £ million	Beer £ million	Wine £ million	Ready to drink £ million	Other £ million	Total £ million	Great Britain £ million	United States £ million	Netherlands £ million	India £ million	Rest of World £ million	Total £ million
2015												
Sales ⁽ⁱ⁾	12,052	2,562	479	703	170	15,966	1,765	3,592	54	2,463	8,092	15,966
Non-current assets ^{(ii), (iii)}	–	–	–	–	–	–	1,654	3,340	2,196	3,439	6,588	17,217
2014												
Sales ⁽ⁱ⁾	9,941	2,581	468	817	173	13,980	1,735	3,568	65	86	8,526	13,980
Non-current assets ^{(ii), (iii)}	–	–	–	–	–	–	1,625	3,097	2,100	802	7,124	14,748
2013												
Sales ⁽ⁱ⁾	10,957	2,776	503	902	138	15,276	1,718	3,939	65	75	9,479	15,276
Non-current assets ^{(ii), (iii)}	–	–	–	–	–	–	1,514	3,420	2,255	8	8,337	15,534

(i) The geographical analysis of sales is based on the location of third party customers.

(ii) The geographical analysis of non-current assets is based on the geographical location of the assets and comprises intangible assets, property, plant and equipment, biological assets, investments in associates and joint ventures, other investments and non-current other receivables.

(iii) The management information provided to the chief operating decision maker does not include an analysis of assets and liabilities by category and therefore is not disclosed.

3. OPERATING COSTS

	2015 £ million	2014 (restated) £ million	2013 £ million
Excise duties	5,153	3,722	3,973
Cost of sales	4,610	4,029	4,416
Marketing	1,629	1,620	1,769
Other operating expenses	1,777	1,902	1,738
	13,169	11,273	11,896
Comprising:			
Excise duties – Great Britain	862	863	861
– United States	450	467	534
– India	1,472	33	25
– Other	2,369	2,359	2,553
Increase in inventories	(200)	(291)	(228)
Raw materials and consumables	2,725	2,327	2,404
Marketing	1,629	1,620	1,769
Other external charges (a)	2,017	1,810	2,192
Staff costs (d)	1,433	1,479	1,403
Depreciation, amortisation and impairment	440	629	398
Gains on disposal of properties	(26)	(25)	(1)
Net foreign exchange losses/(gains)	13	12	(1)
Other operating income	(15)	(10)	(13)
	13,169	11,273	11,896

(a) Other external charges

Other external charges include operating lease rentals for plant and equipment of £29 million (2014 – £30 million; 2013 – £27 million), other operating lease rentals (mainly properties) of £87 million (2014 – £85 million; 2013 – £93 million), research and development expenditure in respect of new drinks products and package design in the year leading up to product launch of £26 million (2014 – £24 million; 2013 – £21 million) and maintenance and repairs of £95 million (2014 – £72 million; 2013 – £88 million). The group has revised the disclosure of the 2014 comparative amounts by decreasing other external charges by £523 million with a corresponding increase in raw materials and consumables. The revised disclosure is consistent with the current year presentation.

(b) Exceptional operating items

Included in the table above are exceptional operating items as follows:

	2015 £ million	2014 £ million	2013 £ million
Other external charges	170	31	10
Staff costs			
– Net charge in respect of restructuring programmes	30	111	36
– Pension changes – past service credits	–	–	(20)
Depreciation, amortisation and impairment			
– Accelerated depreciation and amortisation	28	21	23
– Associate impairment	41	–	–
– Brand and tangible asset impairment	–	264	50
Total exceptional operating costs (note 4)	269	427	99
Cost of sales	25	23	27
Other operating expenses	244	404	72
Total exceptional operating costs (note 4)	269	427	99

(c) Auditor fees

Other external charges include the fees of the principal auditor of the group, KPMG LLP and its affiliates (KPMG):

	2015 £ million	2014 £ million	2013 £ million
Audit fees of these financial statements	3.6	3.4	3.5
Audit of financial statements of subsidiaries	2.7	2.3	2.4
Audit related assurance services ⁽ⁱ⁾	1.6	1.6	1.6
Total audit fees (Audit fees)	7.9	7.3	7.5
Other services relevant to taxation (Tax fees) ⁽ⁱⁱ⁾	0.8	0.6	1.1
Other assurance services (Audit related fees) ⁽ⁱⁱⁱ⁾	0.6	0.7	0.5
All other non-audit fees (All other fees) ^(iv)	0.7	0.4	1.1
	10.0	9.0	10.2

- (i) Audit related assurance services are principally in respect of reporting under section 404 of the US Sarbanes-Oxley Act and the review of the interim financial information.
(ii) Other services relevant to taxation principally comprise tax advice in respect of transactions.
(iii) Other assurance services comprise the aggregate fees for assurance and related services that are related to the performance of the audit or review of the financial statements and are not reported under 'total audit fees'.
(iv) All other non-audit fees are principally in respect of advisory and other services in respect of acquisitions and disposals.
(1) Disclosure requirements for auditor fees in the United States are different from those required in the United Kingdom. The terminology by category required in the United States is disclosed in brackets in the above table. All figures are the same for the disclosures in the United Kingdom and the United States apart from £0.4 million (2014 – £0.4 million; 2013 – £0.4 million) of the costs in respect of the review of the interim financial information which would be included in audit related fees in the United States rather than audit fees.

Audit services by firms other than KPMG were not material in any of the years presented. KPMG fees for audit services in respect of employee pension plans were £0.4 million (2014 – £0.3 million; 2013 – £0.4 million).

(d) Staff costs and average number of employees

	2015 £ million	2014 £ million	2013 £ million
Aggregate remuneration			
Wages and salaries	1,180	1,242	1,148
Share-based incentive plans	36	38	46
Employer's social security	88	92	92
Employer's pension			
– defined benefit plans	103	91	97
– defined contribution plans	15	15	13
Other post employment plans	11	1	7
	1,433	1,479	1,403

The average number of employees on a full time equivalent basis (excluding employees of associates and joint ventures) was as follows:

	2015	2014 (restated) ⁽ⁱ⁾	2013 (restated) ⁽ⁱⁱ⁾
North America	2,748	3,120	3,129
Europe	4,073	4,056	3,927
Africa	4,997	5,252	5,648
Latin America and Caribbean	3,166	3,002	3,031
Asia Pacific ⁽ⁱⁱ⁾	10,520	3,985	4,075
ISC	4,291	4,431	4,878
Corporate and other	3,567	3,509	3,311
	33,362	27,355	27,999

- (i) In the year ended 30 June 2015 Diageo changed its internal reporting structure to reflect changes made to management responsibilities (see note 2). As a result comparative years have been restated.
(ii) The average number of employees in Asia Pacific in the year ended 30 June 2015 increased primarily as a result of consolidating USL from 2 July 2014.

At 30 June 2015 the group had, on a full time equivalent basis, 32,409 (2014 – 26,588; 2013 – 28,056) employees. The average number of employees of the group, including part time employees, for the year was 34,179 (2014 – 27,958; 2013 – 28,545).

4. EXCEPTIONAL ITEMS

Accounting policies

IAS1 (Revised) – Presentation of financial statements requires material items of income and expense to be disclosed separately.

Critical accounting estimates and judgements

Exceptional items are those that in management's judgement need to be disclosed by virtue of their size or nature. Such items are included within the income statement caption to which they relate, and are separately disclosed in the notes to the consolidated financial statements.

	2015 £ million	2014 £ million	2013 £ million
Items included in operating profit			
<i>Restructuring</i>			
Global efficiency programme (a)	(47)	(98)	–
Supply excellence review (b)	(35)	(35)	(25)
Irish brewing operations (c)	–	(30)	(36)
Global Supply operations	–	–	(8)
<i>Other</i>			
Korea settlement (d)	(146)	–	–
Associate impairment (e)	(41)	–	–
Brand and tangible asset impairment (f)	–	(264)	(50)
Pension changes – past service credits	–	–	20
	(269)	(427)	(99)
Non-operating items			
<i>Step ups</i>			
United Spirits Limited (g)	103	140	–
Don Julio (h)	63	–	–
South Africa (i)	(10)	–	–
<i>Sale of businesses</i>			
Bushmills (h)	174	–	–
Gleneagles Hotel (j)	73	–	–
Nuvo (k)	–	–	(83)
<i>Other</i>			
Guarantee (l)	(30)	–	–
	373	140	(83)
Exceptional items before taxation	104	(287)	(182)
Items included in taxation (note 7)	51	99	55
Exceptional items in continuing operations	155	(188)	(127)
Discontinued operations net of taxation (note 8)	–	(83)	–
Total exceptional items	155	(271)	(127)
Attributable to:			
Equity shareholders of the parent company	156	(146)	
Non-controlling interests	(1)	(125)	
Total exceptional items	155	(271)	

(a) On 30 January 2014, Diageo announced its plan to restructure the organisation and deliver further operating efficiencies. This is in line with the principles implemented by the operating model review announced in 2011, and includes the reorganisation of teams in the markets working with regions and global functions, a reconfiguration of procurement, logistics and shared services and a transformation of information services. The charge is principally in respect of redundancies in all regions and the programme was completed by 30 June 2015.

(b) In March 2013, the group announced that its Global Supply and procurement operation will be refocused to enhance alignment between supply operations and Diageo's markets. This is a continuation of the principles implemented by the operating model review announced in 2011. In addition, a number of initiatives were launched to consolidate and streamline the supply operations to create greater operating efficiencies. The charge over the three years ended 30 June 2015 is principally in respect of redundancies, accelerated depreciation and project costs in the United Kingdom, North America and Africa and the programme was completed by 30 June 2015.

(c) The group has centralised its brewing activities in Ireland at one site. This resulted in the closure of the breweries and associated activities at Dundalk, Kilkenny and Waterford. In the year ended 30 June 2015 the sites at Dundalk and Kilkenny were sold and the programme was completed.

(d) In the year ended 30 June 2015 £146 million was charged in respect of settlement of several related disputes with the Korean customs authorities regarding the transfer pricing methodology applicable to imported products. Total payments to settle these disputes in 2015 were £74 million as £87 million was paid to the customs authorities prior to 30 June 2014, and was previously accounted for as a receivable from Korean customs.

(e) In the year ended 30 June 2015 an exceptional impairment charge of £41 million was charged to other operating expenses in respect of the group's 45.56% equity investment in Hanoi Liquor Joint Stock Company. For further details see note 6.

(f) In the year ended 30 June 2014 an exceptional impairment loss of £260 million in respect of the Shui Jing Fang brand and £4 million in respect of fixed assets was charged to other operating expenses – see note 10.

In the year ended 30 June 2013 an impairment loss of £50 million was charged to other operating expenses in respect of the Cacique brand.

(g) On 4 July 2013, the group acquired an additional 14.98% investment in United Spirits Limited (USL) which increased the group's investment in USL from 10.04% to 25.02% and triggered a change in accounting from available-for-sale investments to associates. As a result, the difference of £140 million between the original cost of the investment and its fair value of £399 million was included in the income statement in the year ended 30 June 2014.

On 2 July 2014, with the completion of a tender offer, the group acquired an additional 26% investment in USL taking its investment to 54.78% (excluding 2.38% owned by the USL Benefit Trust). From 2 July 2014 the group accounted for USL as a subsidiary with a 43.91% non-controlling interests. As a result of USL becoming a subsidiary of the group a gain of £103 million arose, being the difference between the book value of the associate prior to the transaction and its fair value of £982 million. The gain is net of a £79 million cumulative exchange loss recycled from other comprehensive income and £10 million transaction costs.

(h) On 27 February 2015, the group completed the purchase of the 50% equity interest in Don Julio B.V. that it did not already own (giving Diageo 100% ownership of the brand and production facility) and the Mexican distribution business of Don Julio. As a result of Don Julio becoming a subsidiary of the group a gain of £63 million (net of transaction costs of £7 million) arose, being the difference between the book value of the joint venture prior to the transaction and the fair value of £115 million. In addition, the group reacquired the production and distribution for Smirnoff and Popov in Mexico.

As part of the transaction, Diageo also agreed to sell the equity share capital in its wholly owned subsidiary, The Old Bushmills Distillery Company Limited, resulting in an exceptional gain of £174 million.

(i) On 29 May 2015, Diageo acquired the remaining 50% equity stake of one of the group's joint ventures in South Africa. The difference between the fair value and the book value of the 50% that Diageo already owned is disclosed as an exceptional step up loss.

(j) On 30 June 2015, Diageo completed the disposal of Gleneagles Hotels Limited to the Ennismore group.

(k) On 5 June 2013, the group disposed of its 71.25% interest in London Group, the owner of the Nuvo brand and its 20% equity interest in LNJ Group, LLC, the owner of the 22 Marquis brand at a loss of \$126 million (£83 million).

(l) In the year ended 30 June 2015 a provision of £30 million was charged to the income statement in respect of a guarantee provided to a third party financial institution.

Cash payments included in cash generated from operations in respect of exceptional restructuring items, exceptional legal settlements, the guarantee settlement and thalidomide were as follows:

	2015 £ million	2014 £ million	2013 £ million
Exceptional restructuring	(117)	(104)	(61)
Korea settlement	(74)	–	–
Guarantee	(30)	–	–
Thalidomide	(19)	(59)	(23)
Total cash payments	(240)	(163)	(84)

5. FINANCE INCOME AND CHARGES

Accounting policies

Net interest includes interest income and charges in respect of financial instruments and the results of hedging transactions used to manage interest rate risk.

Finance charges directly attributable to the acquisition, construction or production of a qualifying asset, being an asset that necessarily takes a substantial period of time to get ready for its intended use or sale, are added to the cost of that asset. Borrowing costs which are not capitalised are recognised in the income statement based on the effective interest method. All other finance charges are recognised primarily in the income statement in the year in which they are incurred.

Net other finance charges include items in respect of post employment plans, the discount unwind of long term obligations and hyperinflation charges. The results of operations in hyperinflationary economies are adjusted to reflect the changes in the purchasing power of the local currency of the entity before being translated to sterling.

	2015 £ million	2014 £ million	2013 £ million
Interest income	162	109	99
Fair value gain on interest rate instruments	61	115	155
Total interest income	223	224	254
Interest charge on bank loans and overdrafts	(102)	(40)	(28)
Interest charge on finance leases	(17)	(20)	(20)
Interest charge on all other borrowings	(409)	(395)	(454)
Fair value loss on interest rate instruments	(55)	(117)	(151)
Total interest charges	(583)	(572)	(653)
Net interest charges	(360)	(348)	(399)
Net finance income in respect of post employment plans in surplus (note 13)	13	17	–
Other finance income	8	–	5
Total other finance income	21	17	5
Net finance charge in respect of post employment plans in deficit (note 13)	(26)	(29)	(38)
Unwinding of discounts	(14)	(9)	(16)
Change in financial liability	(13)	–	–
Hyperinflation adjustment	(17)	(13)	(4)
Other finance charges	(3)	(6)	(5)
Total other finance charges	(73)	(57)	(63)
Net other finance charges	(52)	(40)	(58)

6. INVESTMENTS IN ASSOCIATES AND JOINT VENTURES

Accounting policies

An associate is an undertaking in which the group has a long term equity interest and over which it has the power to exercise significant influence. A joint venture is a joint arrangement whereby the parties that have joint control of the arrangement have rights to the net assets of the arrangement. The group's interest in the net assets of associates and joint ventures is reported in investments in the consolidated balance sheet and its interest in their results is included in the consolidated income statement below the group's operating profit. Investments in associates and joint ventures are reviewed for impairment whenever events or circumstances indicate that the carrying amount may not be recoverable. The impairment review compares the net carrying value with the recoverable amount, where the recoverable amount is the higher of the value in use calculated as the present value of the group's share of the associate's future cash flows and its fair value less costs to sell.

Associates and joint ventures are initially recorded at cost including transaction costs.

Diageo's principal associate at 30 June 2015 was Moët Hennessy (2014 – Moët Hennessy and USL).

Diageo owns 34% of Moët Hennessy, the spirits and wine subsidiary of LVMH Moët Hennessy – Louis Vuitton SA (LVMH). LVMH is based in France and is listed on the Paris Stock Exchange. Moët Hennessy is also based in France and is a producer and exporter of champagne and cognac brands.

A number of joint distribution arrangements have been established with LVMH in Asia Pacific and France, principally covering distribution of Diageo's premium brands of Scotch whisky and gin and Moët Hennessy's premium champagne and cognac brands. Diageo and LVMH have each undertaken not to engage in any champagne or cognac activities competing with those of Moët Hennessy. The arrangements also contain certain provisions for the protection of Diageo as a non-controlling shareholder in Moët Hennessy. The operations of Moët Hennessy in France are conducted through a partnership in which Diageo has a 34% interest and, as a partner, Diageo pays any tax due on its share of the results of the partnership to the tax authorities.

For the year ended 30 June 2014 Diageo equity accounted for its investment in USL, the leading spirits company in India, as an associate. On 2 July 2014, with the completion of the tender offer the group acquired an additional 26% investment in USL taking its investment to 54.78% (excluding 2.38% owned by the USL Benefit Trust). From 2 July 2014 the carrying value of the associate of £790 million was derecognised and the group accounted for USL as a subsidiary with 43.91% non-controlling interests.

On 27 February 2015, Diageo acquired the 50% of Don Julio B.V. that it did not already own and the carrying value of the joint venture of £40 million was derecognised and the group accounted for Don Julio B.V. as a subsidiary.

On 29 May 2015, Diageo acquired the remaining 50% equity stake of one of the group's joint ventures in South Africa that it did not already own. From that date the carrying value of the joint venture of £22 million was derecognised and the group accounted for it as a subsidiary.

(a) An analysis of the movement in the group's investments in associates and joint ventures is as follows:

	Moët Hennessy £ million	USL and others £ million	Total £ million
Cost less provisions			
At 30 June 2013	2,204	317	2,521
Exchange differences	(169)	(125)	(294)
Additions	–	483	483
Transfer from other investments	–	399	399
Share of profit after tax	246	6	252
Dividends	(197)	(31)	(228)
Share of tax attributable to shareholders	68	–	68
At 30 June 2014	2,152	1,049	3,201
Exchange differences	(200)	(5)	(205)
Capital injection	–	21	21
Step acquisitions	–	(852)	(852)
Share of profit after tax	164	11	175
Transfer to assets held for sale ⁽ⁱ⁾	–	(82)	(82)
Dividends	(148)	(35)	(183)
Share of tax attributable to shareholders	56	–	56
Impairment charge ⁽ⁱⁱ⁾	–	(41)	(41)
Share of movements in other comprehensive income and equity	(14)	–	(14)
At 30 June 2015	2,010	66	2,076

(i) On 28 July 2015, Diageo has agreed to dispose its equity interests in and loans to DHN Drinks, Sedibeng Limited and Namibia Breweries Limited. The cash consideration receivable is in excess of the aggregate book value. The net balances have been transferred to assets held for sale in the consolidated balance sheet as at 30 June 2015.

(ii) In the year ended 30 June 2015 an exceptional impairment charge of £41 million was charged to other operating expenses in respect of the group's 45.56% equity investment in Hanoi Liquor Joint Stock Company (Halico). Forecast and long term growth assumptions have been reduced principally due to increased competition in the Vietnamese spirits market and synergies arising at a slower rate than originally anticipated. A pre-tax discount rate of 18% (2014 – 17%) has been used to calculate the net present value of the cash flows generated by Halico.

(b) Income statement information for the three years ended 30 June 2015 and balance sheet information as at 30 June 2015 and 30 June 2014 of all associates and joint ventures aggregating 100% of the results of each investment, is as follows:

	2015		2014		2013		
	Moët Hennessy ⁽ⁱ⁾ £ million	Others £ million	Moët Hennessy ⁽ⁱ⁾ £ million	USL ⁽ⁱⁱ⁾ £ million	Others £ million	Moët Hennessy ⁽ⁱ⁾ £ million	Others £ million
Net sales	3,215	1,147	3,329	1,188	1,164	3,463	1,058
Profit for the year	482	34	722	–	27	677	(12)
Total comprehensive income	588	34	639	–	27	620	(18)

(i) Moët Hennessy prepares its financial statements under IFRS as endorsed by the EU in euros to 31 December each year. The results are adjusted for alignment to Diageo accounting policies and are not the same as the Wines & Spirits division of LVMH. They are translated at £1 = €1.31 (2014 – £1 = €1.20; 2013 – £1 = €1.21).

(ii) USL prepares its financial statements under Indian GAAP in Indian rupees to 31 March each year. The results are adjusted for alignment to Diageo accounting policies and are not the same as published by USL. The results for the year ended 30 June 2014 were translated at £1 = INR99.96.

	2015		2014		
	Moët Hennessy ⁽ⁱ⁾ £ million	Others £ million	Moët Hennessy ⁽ⁱ⁾ £ million	USL ⁽ⁱⁱ⁾ £ million	Others £ million
Non-current assets	3,251	166	3,498	2,079	647
Current assets	5,118	162	5,312	867	427
Total assets	8,369	328	8,810	2,946	1,074
Non-current liabilities	(894)	(71)	(924)	(577)	(234)
Current liabilities	(1,562)	(103)	(1,558)	(909)	(302)
Total liabilities	(2,456)	(174)	(2,482)	(1,486)	(536)
Net assets	5,913	154	6,328	1,460	538

(i) Including acquisition fair value adjustments principally in respect of Moët Hennessy's brands and translated at £1 = €1.41 (2014 – £1 = €1.25).
(ii) Including acquisition fair value adjustments principally in respect of USL's brands and translated at £1 = INR102.93.

(c) Information on transactions between the group and its associates and joint ventures is disclosed in note 20.

(d) Investments in associates and joint ventures comprise the cost of shares less goodwill written off on acquisitions prior to 1 July 1998 of £974 million (2014 – £2,144 million), plus the group's share of post acquisition reserves of £1,102 million (2014 – £1,057 million).

(e) The associates and joint ventures have not reported in their latest financial statements any material contingent liabilities.

7. TAXATION

Accounting policies

Current tax is based on taxable profit for the year. Taxable profit is different from accounting profit due to temporary differences between accounting and tax treatments, and due to items that are never taxable or tax deductible. Tax benefits are not recognised unless it is probable that the tax positions are sustainable. Once considered to be probable, tax benefits are reviewed each year to assess whether a provision should be taken against full recognition of the benefit on the basis of potential settlement through negotiation and/or litigation. Tax provisions are included in current liabilities. Interest and penalties on tax liabilities are provided for in the tax charge.

Full provision for **deferred tax** is made for temporary differences between the carrying value of assets and liabilities for financial reporting purposes and their value for tax purposes. The amount of deferred tax reflects the expected recoverable amount and is based on the expected manner of recovery or settlement of the carrying amount of assets and liabilities, using the basis of taxation enacted or substantively enacted by the balance sheet date. Deferred tax assets are not recognised where it is more likely than not that the assets will not be realised in the future. No deferred tax liability is provided in respect of any future remittance of earnings of foreign subsidiaries where the group is able to control the remittance of earnings and it is probable that such earnings will not be remitted in the foreseeable future, or where no liability would arise on the remittance.

Critical accounting estimates and judgements

The group is required to estimate the corporate tax in each of the many jurisdictions in which it operates. The recognition of tax benefits and assessment of provisions against tax benefits requires management judgement. In particular the group is routinely subject to tax audits in many jurisdictions, which by their nature are often complex and can take several years to resolve. Provisions are based on management's interpretation of country specific tax law and the likelihood of settlement. However the actual tax liabilities could differ from the provision and in such event the group would be required to make an adjustment in a subsequent period which could have a material impact on the group's profit for the year.

The evaluation of deferred tax assets recoverability requires judgements to be made regarding the availability of future taxable income.

(a) Analysis of taxation charge for the year

	United Kingdom			Rest of world			Total		
	2015 £ million	2014 £ million	2013 £ million	2015 £ million	2014 £ million	2013 £ million	2015 £ million	2014 £ million	2013 £ million
Current tax									
Current year	75	102	63	381	361	370	456	463	433
Adjustments in respect of prior years	–	(4)	3	(15)	(8)	9	(15)	(12)	12
	75	98	66	366	353	379	441	451	445
Deferred tax									
Origination and reversal of temporary differences	(7)	(32)	(46)	11	27	82	4	(5)	36
Changes in tax rates	–	4	10	(1)	–	(3)	(1)	4	7
Adjustments in respect of prior years	10	(22)	21	12	19	(2)	22	(3)	19
	3	(50)	(15)	22	46	77	25	(4)	62
Taxation on profit from continuing operations	78	48	51	388	399	456	466	447	507

(b) Exceptional tax (credits)/charges

The taxation charge includes the following exceptional items:

	2015 £ million	2014 £ million	2013 £ million
Restructuring	(21)	(34)	(14)
Korea settlement	(30)	–	–
Brand impairment	–	(65)	(16)
Sale of businesses	–	–	(28)
Other	–	–	3
	(51)	(99)	(55)

(c) Taxation rate reconciliation and factors that may affect future tax charges

	2015 £ million	2014 £ million	2013 £ million
Profit from continuing operations before taxation	2,933	2,711	3,057
Notional charge at UK corporation tax rate of 20.75% (2014 – 22.5%; 2013 – 23.75%)	608	610	726
Elimination of notional tax on share of after tax results of associates and joint ventures	(36)	(56)	(46)
Differences in overseas tax rates	64	33	(5)
Items not chargeable	(358)	(283)	(331)
Items not deductible	182	154	125
Changes in tax rates	(1)	4	7
Adjustments in respect of prior years	7	(15)	31
Tax charge for the year	466	447	507

The table above reconciles the notional taxation charge calculated at the UK tax rate, to the actual total tax charge. As a group operating in multiple countries, the actual tax rates applicable to profits in those countries are different from the UK tax rate. The impact is shown in the table above as differences in overseas tax rates. The group's worldwide business leads to the consideration of a number of important factors which may affect future tax charges, such as: the levels and mix of profitability in different jurisdictions, transfer pricing regulations, tax rates imposed and tax regime reforms, acquisitions, disposals, restructuring activities, and settlements or agreements with tax authorities.

The group has a number of tax audits ongoing worldwide but does not currently expect material additional tax exposures to arise, above the amounts provided, as and when the audits are concluded.

(d) Deferred tax assets and liabilities

The amounts of deferred tax accounted for in the consolidated balance sheet comprise the following net deferred tax assets/(liabilities):

	Property, plant and equipment £ million	Intangible assets £ million	Post employment plans £ million	Tax losses £ million	Other temporary differences £ million	Total £ million
At 30 June 2013	(164)	(1,526)	109	108	248	(1,225)
Exchange differences	29	154	(14)	(7)	(17)	145
Recognised in income statement – continuing operations	9	11	17	12	(45)	4
Recognised in income statement – discontinued operations	–	–	–	–	8	8
Recognised in other comprehensive income and equity	–	–	(12)	–	(39)	(51)
At 30 June 2014	(126)	(1,361)	100	113	155	(1,119)
Exchange differences	11	(79)	(1)	(5)	(6)	(80)
Recognised in income statement – continuing operations	1	(55)	14	(30)	45	(25)
Recognised in other comprehensive income and equity	–	–	(73)	25	4	(44)
Acquisition of businesses	(16)	(446)	2	–	(12)	(472)
Reclassification	–	14	41	–	(55)	–
Sale of businesses	6	29	(2)	–	–	33
At 30 June 2015	(124)	(1,898)	81	103	131	(1,707)

Deferred tax on other temporary differences includes items such as the thalidomide provisions, restructuring provisions, share-based payments and intra group sales of products.

After offsetting deferred tax assets and liabilities where appropriate within territories, the net deferred tax liability comprises:

	2015 £ million	2014 £ million
Deferred tax assets	189	246
Deferred tax liabilities	(1,896)	(1,365)
	(1,707)	(1,119)

The deferred tax assets of £189 million includes £113 million (2014 – £152 million) arising in jurisdictions with prior year taxable losses. The majority of the asset is in respect of tax losses in the United Kingdom, which primarily arose following material pension funding payments. It is considered more likely than not that there will be sufficient future taxable profits to realise these deferred tax assets, most of which can be carried forward indefinitely.

(e) Unrecognised deferred tax assets

Deferred tax assets have not been recognised in respect of the following tax losses:

	2015 £ million	2014 £ million
Capital losses – indefinite	72	73
Trading losses – indefinite	74	102
Trading losses – expiry dates up to 2025	2	1
	148	176

(f) Unrecognised deferred tax liabilities

UK legislation largely exempts overseas dividends remitted from UK tax. A tax liability is more likely to arise in respect of withholding taxes levied by the overseas jurisdiction. Deferred tax is provided where there is an intention to distribute earnings, and a tax liability arises. It is impractical to estimate the amount of unrecognised deferred tax liabilities in respect of these unremitted earnings.

The aggregate amount of temporary differences in respect of investments in subsidiaries, branches, interests in associates and joint ventures for which deferred tax liabilities have not been recognised is approximately £14.5 billion (2014 – £13.3 billion).

8. DISCONTINUED OPERATIONS

Accounting policies

Discontinued operations comprise disposal groups where they represent a major line of business or geographical area of operations or business activities that the group no longer participates in or did not form part of the group’s operations.

Discontinued operations in the year ended 30 June 2014 comprised a charge after taxation of £83 million (£91 million less tax of £8 million) in respect of the settlement of thalidomide litigation in Australia and New Zealand and anticipated future payments to thalidomide organisations.

OPERATING ASSETS AND LIABILITIES

This section describes the assets used to generate the group's performance and the liabilities incurred. Liabilities relating to the group's financing activities are included in section 'Risk management and capital structure' and balance sheet information in respect of associates, joint ventures and taxation are covered in section 'Results for the year'. This section also provides detailed disclosures on the group's recent acquisitions and performance and financial position of its defined benefit post-employment plans.

9. ACQUISITION AND SALE OF BUSINESSES AND PURCHASE OF NON-CONTROLLING INTERESTS

Accounting policies

The consolidated financial statements include the results of the company and its subsidiaries together with the group's attributable share of the results of associates and joint ventures. The results of subsidiaries acquired or sold are included in the income statement from, or up to, the date that control passes.

Business combinations are accounted for using the acquisition method. Identifiable assets, liabilities and contingent liabilities acquired are measured at fair value at acquisition date. The consideration payable is measured at fair value and includes the fair value of any contingent consideration.

On the acquisition of a business, or of an interest in an associate or joint venture, fair values, reflecting conditions at the date of acquisition, are attributed to the net assets including identifiable intangible assets and contingent liabilities acquired. Directly attributable acquisition costs in respect of subsidiary companies acquired are recognised in other external charges as incurred.

The non-controlling interests on the date of acquisition can be measured either at the fair value or at the non-controlling shareholder's proportion of the net fair value of the identifiable assets assumed. This choice is made separately for each acquisition.

Where the group has issued a put option over shares held by a non-controlling interest, the group derecognises the non-controlling interests and instead recognises a contingent deferred consideration liability for the estimated amount likely to be paid to the non-controlling interest on the exercise of those options. Movements in the estimated liability in respect of put options are recognised in retained earnings.

Transactions with non-controlling interests are recorded directly in retained earnings.

Critical accounting estimates and judgements

For all entities in which the company, directly or indirectly, owns equity a judgement is made to determine whether the investor controls the investee and therefore should fully consolidate the investee. An assessment is carried out to determine whether the group has the rights to the variable returns of the investee and has the ability to affect those returns through its power over the investee. To establish control an analysis is carried out of the substantive and protective rights that the group and the other investors hold. This assessment is dependent on the activities and purpose of the investee and the rights of the other shareholders, such as which party controls the board, executive committee and material policies of the investee. Determining whether the rights that the group holds are substantive requires management judgement.

Where less than 50% of the equity of an investee is held, and the group holds significantly more voting rights than any other vote holder or organised group of vote holders this may be an indicator of de facto control. An assessment is needed to determine all the factors relevant to the relationship with the investee to ascertain whether control has been established and whether the investee should be consolidated as a subsidiary. Where voting power and returns from an investment are split equally between two entities then the arrangement is accounted for as a joint venture.

On an acquisition fair values are attributed to the assets and liabilities acquired. This may involve material judgement to determine these values.

(a) Acquisition of businesses

Fair value of net assets acquired and cash consideration paid in respect of acquisition of businesses and purchase of shares of non-controlling interests in the three years ended 30 June 2015 were as follows:

	Net assets acquired and consideration					
	USL £ million	Don Julio £ million	Other £ million	2015 Total £ million	2014 £ million	2013 £ million
Brands and other intangibles	1,721	220	–	1,941	10	109
Property, plant and equipment	248	10	17	275	1	43
Biological assets	–	5	–	5	–	1
Investments	58	–	–	58	–	–
Inventories	217	27	3	247	1	16
Assets and liabilities held for sale	401	–	–	401	–	–
Other working capital	61	6	(5)	62	1	(5)
Current tax	(35)	(1)	1	(35)	–	–
Deferred tax	(407)	(65)	–	(472)	–	10
Cash	50	10	4	64	–	–
Borrowings	(847)	–	(22)	(869)	–	–
Post employment benefit liabilities	(7)	–	–	(7)	–	(1)
Fair value of assets and liabilities	1,460	212	(2)	1,670	13	173
Goodwill arising on acquisition	1,281	105	33	1,419	16	83
Non-controlling interests	(641)	–	–	(641)	(8)	21
Step acquisitions	(982)	(115)	(16)	(1,113)	–	–
Consideration payable	1,118	202	15	1,335	21	277
Satisfied by:						
Cash consideration paid	1,118	202	14	1,334	28	284
Deferred/contingent consideration payable	–	–	1	1	1	(7)
Receivables from non-controlling interests	–	–	–	–	(8)	–
	1,118	202	15	1,335	21	277
Cash consideration paid for investment in USL	1,118	–	–	1,118	474	274
Cash consideration paid for investments in other subsidiaries	–	202	14	216	28	284
Cash consideration paid for investments in associates	–	–	–	–	2	25
Purchase consideration paid in respect of prior year acquisitions	–	–	4	4	14	9
Capital injection in associates	–	–	21	21	7	52
Cash acquired	(50)	(10)	(4)	(64)	–	–
Deposit (refunded)/paid	(11)	–	–	(11)	11	–
Net cash outflow on acquisition of businesses	1,057	192	35	1,284	536	644
Purchase of shares of non-controlling interests	–	–	–	–	37	200
Total net cash outflow	1,057	192	35	1,284	573	844

United Spirits Limited (USL)

On 2 July 2014, with the completion of a tender offer the group acquired an additional 26% investment in USL, the leading spirits company in India, for INR 114.5 billion (£1,118 million) taking its investment to 54.78% (excluding 2.38% owned by the USL Benefit Trust). From 2 July 2014 the group accounted for USL as a subsidiary with a 43.91% non-controlling interests.

USL has been fully consolidated for the period 2 July 2014 to 30 June 2015, and in that period contributed net sales of £921 million, operating profit of £48 million and a £15 million loss after tax (both net of transaction costs of £5 million). In addition, directly attributable integration and transaction costs of £15 million (2014 – £18 million) have been included in other external charges in the year.

The goodwill acquired represents synergies arising from the acquisition and the extension of the group's portfolio of brands to Indian consumers.

Don Julio

On 27 February 2015 Diageo purchased the 50% equity interest in Don Julio that it did not already own from Casa Cuervo. Don Julio is the brand owner of Don Julio tequila and manufactures the spirit in Mexico. Don Julio has been fully consolidated for the period 27 February to 30 June 2015, and in that period contributed net sales of £23 million and £6 million of operating profit. In addition, directly attributable integration and transaction costs of £8 million (2014 – £2 million) have been included in other external charges in the year. The fair values of the assets and liabilities acquired are provisional and will be finalised in the year ending 30 June 2016.

Other

On 29 May 2015 the group also acquired the remaining 50% equity stake of one of the group's joint ventures in South Africa. The fair values of the assets and liabilities acquired are provisional and will be finalised in the year ending 30 June 2016.

Prior year acquisitions

In previous years, Diageo has made a number of acquisitions of brands, distribution rights and equity interests in drinks businesses. In the two years ended 30 June 2014 the following acquisitions have been made:

	Fair value of net assets acquired				Location	Principal brands acquired	Status
	Cash paid ⁽ⁱ⁾ £ million	Brands £ million	Goodwill £ million	Other £ million			
United Spirits Limited⁽ⁱⁱ⁾ 13 May 2013 to 31 January 2014	768	–	–	–	India	McDowell's No.1 whisky, rum and brandy, Black Dog, Signature, Antiquity and Bagpiper whisky and other Indian whisky, brandy and rum products	Acquisition of 28.78% investment in United Spirits Limited (see note 6)
SJF Holdco and Shuijingfang 27 January 2007 to 2 August 2013	302	502	115	46	China	Shui Jing Fang Chinese white spirit	Acquisition of a 100% equity stake in SJF Holdco which owns a 39.7% controlling equity interest in Shuijingfang. The group controlled Shuijingfang from 29 June 2012.
Ypióca 9 August 2012	284	145	79	60	Brazil	Ypióca cachaça	Acquisition of 100% of the equity share capital of Ypióca Bebidas S.A.
Other⁽ⁱⁱⁱ⁾	55	10	16	29			

(i) Includes amounts paid in respect of these acquisitions prior to 30 June 2012.

(ii) Excludes £1,118 million paid for additional 26% investment in USL on 2 July 2014 and includes transaction costs of £33 million on the initial acquisition of shares in USL when the investment was accounted for as an associate.

(iii) Other primarily includes acquisitions in the United States and South Africa.

(b) Sale of businesses

Cash consideration received and net assets disposed of in respect of sale of businesses in the year ended 30 June 2015 were as follows:

	Bushmills £ million	Other £ million	2015 Total £ million
Sale consideration			
Cash received in year	458	543	1,001
Cash disposed of	(2)	(15)	(17)
Transaction costs paid	(6)	–	(6)
Net cash received	450	528	978
Transaction costs payable	(1)	(2)	(3)
Deferred consideration payable	(3)	–	(3)
	446	526	972
Net assets disposed of			
Brands	(144)	–	(144)
Goodwill	(44)	–	(44)
Property, plant and equipment	(51)	(67)	(118)
Assets and liabilities held for sale	–	(404)	(404)
Inventories	(75)	(3)	(78)
Other working capital	4	15	19
Post employment benefit liabilities	7	3	10
Current tax	1	–	1
Deferred tax	30	3	33
	(272)	(453)	(725)
Gain on disposal before and after taxation	174	73	247

On 27 February 2015, the group disposed of the entire share capital of The Old Bushmills Distillery Company Limited to Jose Cuervo Overseas. In the period of 1 July 2014 to 27 February 2015, Bushmills contributed net sales of £50 million (in the year ended 30 June 2014 – £60 million; 2013 – £55 million), operating profit of £22 million (in the year ended 30 June 2014 – £28 million; 2013 – £23 million) and profit after taxation of £17 million (in the year ended 30 June 2014 – £20 million; 2013 – £16 million).

Other includes businesses disposed of following the acquisition of USL including the net cash receipt of £391 million on the sale of the Whyte and Mackay Group on 31 October 2014. It also includes the proceeds and net assets following the disposal of Gleneagles Hotels Limited on 30 June 2015. In the year ended 30 June 2015, Gleneagles Hotel contributed net sales of £48 million (2014 – £45 million; 2013 – £40 million) and operating profit of £4 million (2014 – £2 million; 2013 – nil).

In the year ended 30 June 2013, the group disposed of its interest in London Group, the owner of the Nuvo brand (see note 4).

10. INTANGIBLE ASSETS

Accounting policies

Acquired intangible assets are held on the consolidated balance sheet at cost less accumulated amortisation and impairment losses. Acquired brands and other intangible assets are initially recognised at fair value when they are controlled through contractual or other legal rights, or are separable from the rest of the business, and the fair value can be reliably measured. Where these assets are regarded as having indefinite useful economic lives, they are not amortised.

Goodwill represents the excess of the aggregate of the consideration transferred, the value of any non-controlling interests and the fair value of any previously held equity interest in the subsidiary acquired over the fair value of the identifiable net assets acquired. Goodwill arising on acquisitions prior to 1 July 1998 was eliminated against reserves, and this goodwill has not been reinstated. Goodwill arising subsequent to 1 July 1998 has been capitalised.

Amortisation and impairment of intangible assets is based on their useful economic lives and are amortised on a straight-line basis over those lives and reviewed for impairment whenever events or circumstances indicate that the carrying amount may not be recoverable. Goodwill and intangible assets that are regarded as having indefinite useful economic lives are not amortised and are reviewed for impairment at least annually or when there is an indication that the assets may be impaired. Impairment reviews compare the net carrying value with the recoverable amount (value in use or fair value less cost to sell). Amortisation and any impairment write downs are charged to other operating expenses in the income statement.

Computer software is amortised on a straight-line basis to estimated residual value over its expected useful life. Residual values and useful lives are reviewed each year. Subject to these reviews, the estimated useful lives are up to eight years.

Critical accounting estimates and judgements

Assessment of the recoverable value of an intangible asset, the useful economic life of an asset, or that an asset has an indefinite life, requires management judgement.

Impairment reviews are carried out to ensure that intangible assets, including brands, are not carried at above their recoverable amounts. The tests are dependent on management's estimates and judgements, in particular in relation to the forecasting of future cash flows, the discount rates applied to those cash flows and the expected long term growth rates. Such estimates and judgements are subject to change as a result of changing economic conditions and actual cash flows may differ from forecasts.

	Brands £ million	Goodwill £ million	Other intangibles £ million	Computer software £ million	Total £ million
Cost					
At 30 June 2013	6,397	1,395	1,255	471	9,518
Exchange differences	(568)	(197)	(134)	(20)	(919)
Acquisition of businesses	10	16	–	–	26
Other additions	–	–	–	44	44
Disposals	–	(1)	–	(2)	(3)
At 30 June 2014	5,839	1,213	1,121	493	8,666
Exchange differences	157	(57)	96	(7)	189
Acquisition of businesses	1,903	1,419	38	–	3,360
Sale of businesses	(144)	(44)	–	–	(188)
Other additions	–	–	1	40	41
Other disposals	–	–	–	(15)	(15)
At 30 June 2015	7,755	2,531	1,256	511	12,053
Amortisation and impairment					
At 30 June 2013	185	18	55	247	505
Exchange differences	(13)	(6)	(2)	(15)	(36)
Amortisation for the year	–	–	3	44	47
Exceptional impairment	260	–	–	–	260
Disposals	–	–	–	(1)	(1)
At 30 June 2014	432	12	56	275	775
Exchange differences	3	(2)	–	(2)	(1)
Amortisation for the year	–	–	4	56	60
Other disposals	–	–	–	(12)	(12)
At 30 June 2015	435	10	60	317	822
Carrying amount					
At 30 June 2015	7,320	2,521	1,196	194	11,231
At 30 June 2014	5,407	1,201	1,065	218	7,891
At 30 June 2013	6,212	1,377	1,200	224	9,013

(a) Brands

At 30 June 2015, the principal acquired brands, all of which are regarded as having indefinite useful economic lives, are as follows:

	Principal markets	2015 £ million	2014 £ million
McDowell's No.1 whisky, rum and brandy	India	972	–
Crown Royal whisky	United States	933	856
Captain Morgan	Global	765	702
Johnnie Walker whisky	Global	625	625
Smirnoff vodka	Global	525	482
Windsor Premier whisky	Korea	494	501
Yeni Raki	Turkey	403	469
Shui Jing Fang Chinese white spirit	Greater China	232	214
Don Julio tequila	United States	206	–
Signature whisky	India	183	–
Bell's whisky	South Africa	179	179
Black Dog whisky	India	154	–
Antiquity whisky	India	151	–
Seagram's 7 Crown whiskey	United States	142	130
Zacapa rum	Global	122	112
Seagram's VO whisky	United States	121	111
Gordon's gin	Western Europe	119	119
Bagpiper whisky	India	104	–
Ypióca cachaça	Brazil	94	121
Other brands		796	786
		7,320	5,407

The brands are protected by trademarks, which are renewable indefinitely, in all of the major markets where they are sold. There are not believed to be any legal, regulatory or contractual provisions that limit the useful lives of these brands. The nature of the premium drinks industry is that obsolescence is not a common issue, with indefinite brand lives being commonplace, and Diageo has a number of brands that were originally created more than 100 years ago. Accordingly, the Directors believe that it is appropriate that the brands are treated as having indefinite lives for accounting purposes and are therefore not amortised.

(b) Goodwill

For the purposes of impairment testing, goodwill has been attributed to the following cash-generating units:

	2015 £ million	2014 £ million
North America – US Spirits and Wines	217	199
Europe		
– Western Europe	106	165
– Turkey	409	476
Africa – Africa Regional Markets	86	83
Latin America and Caribbean – Mexico	98	–
Asia Pacific		
– Greater China	117	107
– India	1,320	2
Other cash-generating units	168	169
	2,521	1,201

Goodwill has arisen on the acquisition of businesses and includes synergies arising from cost savings, the opportunity to utilise Diageo's distribution network to leverage marketing of the acquired products and the extension of the group's portfolio of brands in new markets around the world.

(c) Other intangibles

Other intangibles principally comprise distribution rights. Diageo owns the global distribution rights for Ketel One vodka products in perpetuity, and the Directors believe that it is appropriate to treat these rights as having an indefinite life for accounting purposes. The carrying value at 30 June 2015 was £1,147 million (2014 – £1,053 million).

(d) Impairment testing

Impairment tests are performed annually, or more frequently if events or circumstances indicate that the carrying amount may not be recoverable. Recoverable amounts are calculated based on value in use or fair value less cost to sell approach. The value in use calculations are based on discounted forecast cash flows using the assumption that cash flows continue in perpetuity at the terminal growth rate of each country or region. Where a subsidiary is dominant within a cash-generating unit and its shares are publicly traded, the value of the cash-generating unit may be supported by calculating fair value less costs to sell based on quoted market share prices.

Cash flows

Cash flows are forecast for each brand, other intangible and cash-generating unit for the financial year, which is approved by management and reflects expectations of sales growth, operating costs and margin, based on past experience and external sources of information.

Discount rate

The discount rates used are the weighted average cost of capital which reflects the returns on government bonds specific to the cash-generating units to which the goodwill is attributed or the countries where the brands are sold or returns on government bonds issued by triple 'A' rated countries with a maturity of ten years, and an equity risk premium adjusted for specific industry. Further risk premiums are applied according to management's assessment of the risks in respect of the individual cash flows. The group applies post-tax discount rates to post-tax cash flows as the valuation calculated using this method closely approximates to applying pre-tax discount rates to pre-tax cash flows.

Long term growth rate, period of growth and terminal growth rate

The terminal growth rates applied at the end of the forecast period are the long term annual inflation rate of the country obtained from external sources. For some intangible assets, management expects to achieve growth, driven by Diageo's sales, marketing and distribution expertise, which is significantly in excess of the terminal growth rates for the applicable countries or regions. In these circumstances, the recoverable amount is calculated based on a five-year detailed plan and extended by up to an additional ten years using the annual growth rate of the real gross domestic product (GDP) of the country or region aggregated with its inflation rate, adjusted to take into account circumstances specific to the group. In the calculation of the terminal value, a maximum of the long term annual inflation rate of the country is used as the terminal growth rate.

For goodwill, these assumptions are based on the cash-generating unit or group of units to which the goodwill is attributed. For brands, they are based on a weighted average taking into account the country or countries where sales are made.

The pre-tax discount rates and terminal growth rates used for impairment testing are as follows:

	2015		2014	
	Pre-tax discount rate ⁽ⁱ⁾ %	Terminal growth rate %	Pre-tax discount rate ⁽ⁱ⁾ %	Terminal growth rate %
North America – United States	9	2	10	2
Europe				
– Western Europe	10	2	11	2
– Turkey	15	5	16	5
Africa				
– Africa Regional Markets	21	6	22	5
– South Africa	19	5	16	5
Latin America and Caribbean				
– Brazil	13	5	13	5
– Mexico	20	3	16	3
Asia Pacific				
– Korea	9	3	11	3
– Greater China	11	3	12	3
– India	19	6	18	6

(i) Before additional risk premiums.

In the year ended 30 June 2014 there were impairment charges of £260 million and £4 million in respect of the Shui Jing Fang brand and tangible assets, respectively.

(e) Sensitivity to change in key assumptions

Impairment testing for the year ended 30 June 2015 has identified the Ypióca and Shui Jing Fang brands and goodwill allocated to Africa Regional Markets as being sensitive to reasonably possible changes in assumptions due to the challenging market conditions. Ypióca and Shui Jing Fang brands and goodwill allocated to Africa Regional Markets would be impaired if there is an increase in discount rates of 1ppt by £16 million, £7 million and £21 million, respectively; or a decrease in forecast annual cash flows of 10% by £15 million, £20 million or £29 million, respectively.

It remains possible that changes in assumptions used to support Shui Jing Fang and Ypióca brands and goodwill allocated to Africa Regional Markets could be in excess of those indicated above.

For all intangibles with an indefinite life, other than those mentioned above, management has concluded that no reasonable possible change in the key assumptions on which it has determined the recoverable amounts would cause their carrying values to exceed their recoverable amounts.

11. PROPERTY, PLANT AND EQUIPMENT

Accounting policies

Land and buildings are stated at cost less accumulated depreciation. Freehold land is not depreciated. Leaseholds are depreciated over the unexpired period of the lease. Other property, plant and equipment are depreciated on a straight-line basis to estimated residual values over their expected useful lives, and these values and lives are reviewed each year. Subject to these reviews, the estimated useful lives fall within the following ranges: buildings – 10 to 50 years; within plant and equipment casks and containers – 15 to 50 years; other plant and equipment – 5 to 25 years; fixtures and fittings – 5 to 10 years; and returnable bottles and crates – 5 to 10 years.

Reviews are carried out if there is an indication that assets may be impaired, to ensure that property, plant and equipment are not carried at above their recoverable amounts.

Government grants

Government grants are not recognised until there is reasonable assurance that the group will comply with the conditions pursuant to which they have been granted and that the grants will be received. Government grants in respect of property, plant and equipment are deducted from the asset that they relate to, reducing the depreciation expense charged to the income statement.

Leases

Where the group has substantially all the risks and rewards of ownership of an asset subject to a lease, the lease is treated as a finance lease. Assets held under finance leases are recognised as assets of the group at their fair value at the inception of the lease. The corresponding liability to the lessor is included in other financial liabilities on the consolidated balance sheet. Lease payments are apportioned between interest expense and a reduction of the lease obligation so as to achieve a constant rate of interest on the remaining balance of the liability. Other leases are treated as operating leases, with payments and receipts taken to the income statement on a straight-line basis over the life of the lease.

	Land and buildings £ million	Plant and equipment £ million	Fixtures and fittings £ million	Returnable bottles and crates £ million	Under construction £ million	Total £ million
Cost						
At 30 June 2013	1,325	3,301	125	499	377	5,627
Exchange differences	(97)	(270)	(13)	(61)	(28)	(469)
Acquisition of businesses	1	–	–	–	–	1
Other additions	68	204	18	32	318	640
Disposals	(49)	(221)	(10)	(17)	–	(297)
Transfers	85	205	–	24	(314)	–
At 30 June 2014	1,333	3,219	120	477	353	5,502
Exchange differences	(40)	(119)	(5)	(44)	(11)	(219)
Acquisition of businesses	148	110	4	–	13	275
Sale of businesses	(105)	(73)	(7)	–	(1)	(186)
Other additions	51	181	13	35	297	577
Other disposals	(13)	(66)	(3)	(20)	(1)	(103)
Transfers	73	210	3	16	(302)	–
At 30 June 2015	1,447	3,462	125	464	348	5,846
Depreciation						
At 30 June 2013	386	1,436	89	291	–	2,202
Exchange differences	(31)	(118)	(10)	(31)	–	(190)
Depreciation charge for the year	75	170	11	41	–	297
Exceptional accelerated depreciation and impairment	1	19	1	–	4	25
Disposals	(40)	(209)	(10)	(6)	–	(265)
At 30 June 2014	391	1,298	81	295	4	2,069
Exchange differences	(8)	(64)	(6)	(28)	–	(106)
Depreciation charge for the year	46	215	13	42	–	316
Exceptional accelerated depreciation and impairment	–	23	–	–	–	23
Sale of businesses	(20)	(43)	(5)	–	–	(68)
Other disposals	(6)	(56)	–	(16)	–	(78)
At 30 June 2015	403	1,373	83	293	4	2,156
Carrying amount						
At 30 June 2015	1,044	2,089	42	171	344	3,690
At 30 June 2014	942	1,921	39	182	349	3,433
At 30 June 2013	939	1,865	36	208	377	3,425

(a) The net book value of land and buildings comprises freeholds of £975 million (2014 – £862 million), long leaseholds of £20 million (2014 – £36 million) and short leaseholds of £49 million (2014 – £44 million). Depreciation was not charged on £144 million (2014 – £129 million) of land.

(b) At 30 June 2015, tangible fixed assets held under finance leases amounted to £294 million (2014 – £303 million), principally in respect of plant and equipment. Depreciation on these assets was £17 million (2014 – £20 million).

(c) Property, plant and equipment is net of a government grant of £118 million (2014 – £108 million) received in prior years in respect of the construction of a rum distillery in the United States Virgin Islands.

12. OTHER INVESTMENTS

Accounting policies

Available-for-sale investments are non-derivative financial assets that are either designated as such upon initial recognition or not classified in any of the other financial assets categories. They are included in non-current assets. Subsequent to initial measurement, available-for-sale investments are stated at fair value. Gains and losses arising from the changes in fair value are recognised in other comprehensive income until the investment is disposed of or impaired, when the accumulated gains and losses are recycled to the income statement. Interest and dividends from available-for-sale investments are recognised in the consolidated income statement.

Loans receivable are non-derivative financial assets with fixed or determinable payments that are not quoted on an active market. They are subsequently measured at amortised cost using the effective interest method less allowance for impairment. Allowances are made where there is evidence of a risk of non-payment taking into account ageing, previous experience and general economic conditions.

	United Spirits Limited £ million	Loans (b) £ million	Others (c) £ million	Total £ million
Cost less allowances or fair value				
At 30 June 2013	350	50	12	412
Exchange differences	(6)	(6)	1	(11)
Additions	–	26	–	26
Repayments and disposals	–	(19)	(6)	(25)
Fair value adjustment	55	–	–	55
Transfer to associates (a)	(399)	–	–	(399)
Allowances reversed during the year	–	5	–	5
At 30 June 2014	–	56	7	63
Exchange differences	–	(2)	1	(1)
Acquisition of businesses	–	–	58	58
Other additions	–	27	–	27
Repayments and disposals	–	(25)	–	(25)
Fair value adjustment	–	–	20	20
Transfer to assets held for sale (note 6 (a))	–	(33)	–	(33)
At 30 June 2015	–	23	86	109

(a) On the acquisition of a 10.04% investment in USL in the year ended 30 June 2013, USL was accounted for as an available-for-sale investment. On the acquisition of an additional 14.98% investment in USL on 4 July 2013, USL became an associate and the fair value at that date was transferred to investments in associates.

(b) Loans comprise £21 million (2014 – £23 million; 2013 – £21 million) of loans to customers and other third parties, after allowances of £7 million (2014 – £9 million; 2013 – £27 million), and £2 million (2014 – £33 million; 2013 – £29 million) of loans to associates. On the consolidation of USL on 2 July 2014 Diageo acquired a loan due from United Breweries (Holdings) Limited, including interest, amounting to INR14,505 million (£141 million). The loan and interest receivable has been fully provided for in the consolidated balance sheet.

(c) Others, at 30 June 2015, includes £80 million (2014 and 2013 – £nil) comprising 8,500,000 shares of INR1 each in United Breweries Limited, a company quoted on the Indian stock exchange. These shares were sold on 7 July 2015.

13. POST EMPLOYMENT BENEFITS

Accounting policies

The group's principal pension funds are defined benefit plans. In addition, the group has defined contribution plans, unfunded post employment medical benefit liabilities and other unfunded defined benefit post employment liabilities. For post employment plans, other than defined contribution plans, the amount charged to operating profit is the cost of accruing pension benefits promised to employees over the year, plus any changes arising on benefits granted to members by the group during the year. Net finance charges comprise the net deficit/asset on the plans at the beginning of the financial year, adjusted for cash flows in the year, multiplied by the discount rate for plan liabilities. The differences between the fair value of the plans' assets and the present value of the plans' liabilities are disclosed as an asset or liability on the consolidated balance sheet. Any differences due to changes in assumptions or experience are recognised in other comprehensive income. The amount of any pension fund asset recognised on the balance sheet is limited to any future refunds from the plan or the present value of reductions in future contributions to the plan.

Contributions payable by the group in respect of defined contribution plans are charged to operating profit as incurred.

Critical accounting estimates and judgements

Application of IAS 19 requires the exercise of judgement in relation to various assumptions including future pay rises, inflation and discount rates and employee and pensioner demographics.

Diageo determines the assumptions on a country by country basis in conjunction with its actuaries, and believes these assumptions to be in line with best practice, but the application of different assumptions could have a significant effect on the amounts reflected in the income statement, other comprehensive income and balance sheet. There may be also interdependency between some of the assumptions.

(a) Post employment benefit plans

The group operates a number of pension plans throughout the world, devised in accordance with local conditions and practices. The majority of the plans are defined benefit plans and are funded by payments to separately administered trusts or insurance companies. The group also operates a number of plans that are generally unfunded, primarily in the United States, which provide employees post employment medical costs.

The principal plans are in the United Kingdom, Ireland and the United States where benefits are based on employees' length of service and salary at retirement. All valuations were performed by independent actuaries using the projected unit credit method to determine pension costs. The most recent valuations of the significant defined benefit plans were carried out as follows:

Principal plans	Date of valuation
United Kingdom ⁽ⁱ⁾	31 March 2012
Ireland ⁽ⁱⁱ⁾	30 December 2012
United States	1 January 2015

(i) The triennial valuation of the Diageo Pension Scheme (the UK Scheme) as at 31 March 2015 is in progress and the results of this valuation are expected to be agreed by Diageo and the trustee later in calendar year 2015. The UK Scheme closed to new members in November 2005. Employees who have joined Diageo in the United Kingdom since the defined benefit scheme closed have been eligible to become members of the Diageo Lifestyle Plan (a cash balance defined benefit pension plan).

(ii) The Guinness Ireland Group Pension Scheme in Ireland (the Irish Scheme) closed to new members in May 2013. Employees who have joined Diageo in Ireland since the defined benefit scheme closed have been eligible to become members of Diageo administered defined contribution plans.

The assets of the UK and Irish pension plans are held in separate trusts administered by trustees who are required to act in the best interests of the plans' beneficiaries. For the UK Scheme, the trustee is Diageo Pension Trust Limited. As required by legislation, one-third of the directors of the Trust are nominated by the members of the UK Scheme, two member nominated directors have been appointed from the pensioner member community and two from the active member community. For the Irish Scheme Diageo Ireland makes four nominations and appoints three further candidates nominated by representative groupings.

The amounts charged to the consolidated income statement for the group's defined benefit post employment plans and the consolidated statement of comprehensive income for the three years ended 30 June 2015 are as follows:

	2015 £ million	2014 £ million	2013 £ million
Current service cost and administrative expenses	(120)	(118)	(115)
Past service gains	3	–	3
Gains on curtailments and settlements	3	26	8
Charge to operating profit	(114)	(92)	(104)
Net finance charge in respect of post employment plans (note 5)	(13)	(12)	(38)
Charge before taxation⁽ⁱ⁾	(127)	(104)	(142)
Actual returns less amounts included in finance income	411	306	349
Experience gains	103	24	71
Changes in financial assumptions	(400)	(453)	(298)
Changes in demographic assumptions	9	(49)	1
Other comprehensive income/(loss)	123	(172)	123
Changes in the surplus restriction	–	3	(4)
Total other comprehensive income/(loss)	123	(169)	119

(i) The charge before taxation comprises:

	2015 £ million	2014 £ million	2013 £ million
United Kingdom	(62)	(39)	(71)
Ireland	(22)	(28)	(26)
United States	(24)	(25)	(28)
Other	(19)	(12)	(17)
	(127)	(104)	(142)

In addition to the charge in respect of defined benefit post employment plans, contributions to the group's defined contribution plans were £15 million (2014 – £15 million; 2013 – £13 million).

The movement in the net deficit for the two years ended 30 June 2015 is set out below:

	Plan assets £ million	Plan liabilities £ million	Net deficit £ million
At 30 June 2013	7,082	(7,618)	(536)
Exchange differences	(164)	215	51
Charge before taxation	307	(411)	(104)
Other comprehensive income/(loss) ⁽ⁱ⁾	306	(478)	(172)
Contributions by the group	288	–	288
Employee contributions	3	(3)	–
Benefits paid	(342)	342	–
At 30 June 2014	7,480	(7,953)	(473)
Exchange differences	(144)	177	33
Acquisition of businesses	33	(40)	(7)
Sale of businesses	(20)	30	10
Charge before taxation	290	(417)	(127)
Other comprehensive income/(loss) ⁽ⁱ⁾	411	(288)	123
Contributions by the group	184	–	184
Employee contributions	7	(7)	–
Benefits paid	(358)	358	–
At 30 June 2015	7,883	(8,140)	(257)

(i) Excludes surplus restriction.

The plan assets and liabilities by type of post employment benefit and country is analysed below:

	2015		2014	
	Plan assets £ million	Plan liabilities £ million	Plan assets £ million	Plan liabilities £ million
Pensions				
United Kingdom	5,922	(5,621)	5,496	(5,380)
Ireland	1,295	(1,554)	1,385	(1,695)
United States	401	(420)	369	(399)
Other	212	(242)	218	(235)
Post employment medical	1	(218)	1	(203)
Other post employment	52	(85)	11	(41)
	7,883	(8,140)	7,480	(7,953)

The balance sheet analysis of the post employment plans is as follows:

	2015		2014	
	Non-current assets ⁽ⁱ⁾ £ million	Non-current liabilities £ million	Non-current assets ⁽ⁱ⁾ £ million	Non-current liabilities £ million
Funded plans	436	(447)	251	(488)
Unfunded plans	–	(248)	–	(238)
	436	(695)	251	(726)

(i) Includes surplus restriction of £2 million (2014 – £2 million).

(b) Principal risks and assumptions

The material post employment plans are not exposed to any unusual, entity specific or scheme specific risks but there are general risks:

Inflation – the majority of the plans’ obligations are linked to inflation. Higher inflation will lead to increased liabilities which is partially offset by holdings of inflation linked gilts and swaps and the plans provide for caps on the level of inflationary increases.

Interest rate – The plan liabilities are determined using discount rates derived from yields on AA-rated corporate bonds. A decrease in corporate bond yields will increase plan liabilities though this will be partially offset by an increase in the value of the bonds held by the post employment plans.

Mortality – The majority of the obligations are to provide benefits for the life of the members and their partners so any increase in life expectancy will result in an increase in the plans’ liabilities.

Asset returns – Assets held by the pension plans are invested in a diversified portfolio of equities, bonds and other assets. Volatility in asset values will lead to movements in the net asset/(deficit) reported in the consolidated balance sheet for post employment plans which in addition will also impact the post employment expense in the consolidated income statement.

The following weighted average assumptions were used to determine the group’s deficit/surplus in the main post employment plans at 30 June in the relevant year. The assumptions used to calculate the charge/credit in the consolidated income statement for the year ended 30 June are based on the assumptions disclosed as at the previous 30 June.

	United Kingdom			Ireland			United States ⁽ⁱ⁾		
	2015 %	2014 %	2013 %	2015 %	2014 %	2013 %	2015 %	2014 %	2013 %
Rate of general increase in salaries ⁽ⁱⁱ⁾	4.4	4.4	4.4	3.1	2.5	3.1	–	–	–
Rate of increase to pensions in payment	3.4	3.5	3.6	1.7	1.7	1.8	–	–	–
Rate of increase to deferred pensions	2.2	2.3	2.3	1.6	1.5	1.7	–	–	–
Discount rate for plan liabilities	3.8	4.2	4.6	2.6	3.0	3.6	4.3	4.2	4.5
Inflation – CPI	2.2	2.3	2.3	1.6	1.5	1.7	1.7	2.1	1.8
Inflation – RPI	3.2	3.3	3.3	–	–	–	–	–	–

- (i) The salary increase assumption in the United States is not a significant assumption as only a minimal amount of members’ pension entitlement is dependent on a member’s projected final salary.
(ii) The salary increase assumptions include an allowance for age related promotional salary increases.

For the main UK and Irish pension funds, the table below illustrates the expected age at death of an average worker who retires currently at the age of 65, and one who is currently aged 45 and subsequently retires at the age of 65:

	United Kingdom ⁽ⁱ⁾			Ireland ⁽ⁱⁱ⁾			United States		
	2015 Age	2014 Age	2013 Age	2015 Age	2014 Age	2013 Age	2015 Age	2014 Age	2013 Age
Retiring currently at age 65									
Male	86.6	86.4	86.3	86.0	85.9	85.7	86.7	86.6	84.5
Female	88.5	88.4	88.3	88.7	88.6	88.5	88.9	88.8	86.4
Currently aged 45, retiring at age 65									
Male	88.8	88.9	88.3	88.9	88.8	88.6	88.4	88.3	86.0
Female	91.4	91.0	90.5	91.6	91.5	91.3	90.6	90.5	87.2

- (i) Based on the CMI birth year tables with scaling factors based on the experience of the plan and with suitable future improvements.
(ii) Based on the "00" series of mortality tables with scaling factors based on the experience of the plan and with suitable future improvements.

For the significant assumptions, the following sensitivity analyses give an estimate of the potential impacts on the consolidated income statement for the year ended 30 June 2015 and on the plan liabilities at 30 June 2015:

	United Kingdom			Ireland			United States and other		
	Operating profit £ million	Profit after taxation £ million	Plan liabilities ⁽ⁱ⁾ £ million	Operating profit £ million	Profit after taxation £ million	Plan liabilities ⁽ⁱ⁾ £ million	Operating profit £ million	Profit after taxation £ million	Plan liabilities ⁽ⁱ⁾ £ million
Effect of 0.5% increase in discount rate	25	20	433	5	4	126	2	1	31
Effect of 0.5% decrease in discount rate	(22)	(17)	(484)	(5)	(4)	(145)	(2)	(1)	(32)
Effect of 0.5% increase in inflation	(20)	(16)	(394)	(6)	(5)	(112)	(1)	(1)	(12)
Effect of 0.5% decrease in inflation	19	15	384	4	3	82	1	1	11
Effect of one year increase in life expectancy	(10)	(8)	(222)	(2)	(2)	(55)	(1)	(1)	(18)

- (i) The estimated effect on the liabilities excludes the impact of any interest rate and inflation swaps entered into by the pension plans.
(1) The sensitivity analyses above have been determined based on reasonably possible changes of the respective assumptions and may not be representative of the actual change. Each sensitivity is calculated on a change in the key assumption while holding all other assumptions constant.

(c) Investment and hedging strategy

The investment strategy for the group's funded post employment plans is decided locally by the trustees of the plan and/or Diageo, as appropriate, and takes account of the relevant statutory requirements. The objective of the investment strategy is to achieve a target rate of return in excess of the movement on the liabilities, while taking an acceptable level of investment risk relative to the liabilities. This objective is implemented by using the funds of the plans to invest in a variety of asset classes that are expected over the long term to deliver a target rate of return. The majority of the investment strategies have significant amounts allocated to equities, with the intention that this will result in the ongoing cost to the group of the post employment plans being lower over the long term, within acceptable boundaries of risk. Significant amounts are invested in bonds in order to provide a natural hedge against movements in the liabilities of the plans. At 30 June 2015, approximately 35% and 79%

(2014 – 37% and 73%) of the UK Scheme's liabilities were hedged against future movements in interest rates and inflation, respectively, through the combined effect of government bonds, repurchase agreements and swaps. At 30 June 2015, approximately 32% and 59% (2014 – 33% and 52%) of the Irish Scheme's liabilities were hedged against future movements in interest rates and inflation, respectively, through the combined effect of government bonds, repurchase agreements and swaps.

The discount rates used are based on the yields of high quality fixed income investments. For the UK plans, which represent approximately 69% of total plan liabilities, the discount rate is determined by reference to the yield curves of AA-rated corporate bonds for which the timing and amount of cash outflows are similar to those of the plans. A similar process is used to determine the discount rates used for the non-UK plans.

The fair value of plan assets is as follows:

	2015				2014			
	United Kingdom £ million	Ireland £ million	United States and other £ million	Total £ million	United Kingdom £ million	Ireland £ million	United States and other £ million	Total £ million
Equities								
Quoted	812	395	254	1,461	1,222	433	249	1,904
Unquoted and private equity	297	2	18	317	281	2	22	305
Bonds								
Fixed-interest government	178	117	37	332	319	64	36	419
Inflation-linked government	826	133	9	968	857	100	4	961
Investment grade corporate	861	210	251	1,322	835	362	210	1,407
Non-investment grade	265	31	14	310	224	12	11	247
Loan securities	614	123	–	737	469	143	–	612
Repurchase agreements	1,980	–	–	1,980	710	–	–	710
Liability Driven Investment (LDI)	80	20	–	100	–	–	–	–
Property – unquoted	665	83	10	758	525	75	8	608
Hedge funds	–	122	–	122	202	127	–	329
Interest rate and inflation swaps	(801)	50	–	(751)	(295)	60	–	(235)
Cash and other	145	9	73	227	147	7	59	213
Total bid value of assets	5,922	1,295	666	7,883	5,496	1,385	599	7,480

(1) The asset classes include some cash holdings that are temporary. This cash is likely to be invested imminently and so has been included in the asset class where it is anticipated to be invested in the long term.
(2) Within the Irish Scheme's plan assets above there is £0.6 million invested in the ordinary shares of Diageo plc.

Total cash contributions by the group to all post employment plans in the year ending 30 June 2016 are estimated to be approximately £180 million.

(d) Deficit funding arrangements

UK plans

In the year ended 30 June 2011 the group established a Pension Funding Partnership (PFP) in respect of the UK Scheme. Whisky inventory was transferred into the partnership but the group retains control over the partnership which at 30 June 2015 held inventory with a book value of £663 million (2014 – £634 million). The partnership is fully consolidated in the group financial statements. The UK Scheme has a limited interest in the partnership, and as a partner, is entitled to a distribution from the profits of the partnership which for the year ended 30 June 2015 was £25 million (2014 – £25 million) and is expected to be approximately the same amount for the next nine years.

In 2024 the group will be required, dependent upon the funding position of the UK Scheme at that time, to pay an amount expected to be no greater than the deficit at that time, up to a maximum of £430 million in cash, to the UK Scheme to buy out the UK Scheme's interest in the partnership. If the UK Scheme is in surplus at an

actuarial triennial valuation without allowing for the value of the PFP, then Diageo can exit the PFP with the agreement of the trustees. The group has also agreed to make conditional contributions into escrow if the deficit at the 2015 or 2018 actuarial triennial valuation is in excess of £211 million and £84 million, respectively. The escrow account would be payable to the UK Scheme by 31 March 2019.

Irish plans

The group has also agreed a deficit funding arrangement with the trustees of the Irish Scheme under which it contributes to the Irish Scheme €21 million (£16 million) per annum until the year ending 30 June 2029. The agreement also provides for additional cash contributions into escrow of up to €188 million (£144 million) if an equivalent reduction in the deficit is not achieved over the 18 year period from 2010 to 2028. As part of this funding plan, Diageo has granted to the Irish Scheme a contingent asset comprising mortgages over certain land and buildings and fixed and floating charges over certain receivables of the group up to a value of €200 million (£153 million). During the year ended 30 June 2014 the group made an additional one off cash contribution of €100 million (£85 million) to the Irish plans.

(e) Timing of benefit payments

The following table provides information on the timing of the benefit payments and the average duration of the defined benefit obligations and the distribution of the timing of benefit payments:

	United Kingdom		Ireland		United States	
	2015 £ million	2014 £ million	2015 £ million	2014 £ million	2015 £ million	2014 £ million
Maturity analysis of benefits expected to be paid						
Within one year	233	217	70	73	42	34
Between 1 to 5 years	802	804	344	360	149	134
Between 6 to 15 years	2,501	2,525	696	718	337	307
Between 16 to 25 years	2,841	2,925	672	701	237	230
Beyond 25 years	6,360	6,882	1,199	1,297	229	236
Total	12,737	13,353	2,981	3,149	994	941
	years	years	years	years	years	years
Average duration of the defined benefit obligation	17	17	18	18	11	12

The projected benefit payments are based on the assumptions underlying the assessment of the obligations, including inflation. They are disclosed undiscounted and therefore appear large relative to the discounted value of the plan liabilities recognised in the consolidated balance sheet. They are in respect of benefits that have accrued at the balance sheet date and make no allowance for any benefits accrued subsequently.

(f) Related party disclosures

Information on transactions between the group and its pension plans is given in note 20.

14. WORKING CAPITAL

Accounting policies

Inventories are stated at the lower of cost and net realisable value. Cost includes raw materials, direct labour and expenses, an appropriate proportion of production and other overheads, but not borrowing costs. Cost is calculated at the weighted average cost incurred in acquiring inventories. Maturing inventories which are retained for more than one year are classified as current assets, as they are expected to be realised in the normal operating cycle.

Trade and other receivables are initially recognised at fair value less transaction costs and subsequently carried at amortised costs less any allowance for discounts and doubtful debts.

Trade and other payables are initially recognised at fair value including transaction costs and subsequently carried at amortised costs.

Provisions are liabilities of uncertain timing or amount. A provision is recognised if, as a result of a past event, the group has a present legal or constructive obligation that can be estimated reliably, and it is probable that an outflow of economic benefits will be required to settle the obligation. Provisions are calculated on a discounted basis. The carrying amounts of provisions are reviewed at each balance sheet date and adjusted to reflect the current best estimate.

(a) Inventories

	2015 £ million	2014 £ million
Raw materials and consumables	333	306
Work in progress	66	59
Maturing inventories	3,586	3,300
Finished goods and goods for resale	589	557
	4,574	4,222

Maturing inventories include whisk(e)y, rum, wines and Chinese white spirits. The following amounts of inventories are expected to be utilised after more than one year:

	2015 £ million	2014 £ million
Raw materials and consumables	55	84
Maturing inventories	2,988	2,635
	3,043	2,719

Inventories are disclosed net of provisions for obsolescence, an analysis of which is as follows:

	2015 £ million	2014 £ million
Balance at beginning of the year	52	64
Exchange differences	(2)	(6)
Income statement charge	29	14
Utilised	(25)	(20)
Sale of businesses	(1)	-
	53	52

(b) Trade and other receivables

	2015		2014	
	Current assets £ million	Non-current assets £ million	Current assets £ million	Non-current assets £ million
Trade receivables	1,933	–	2,004	–
Interest receivable	23	–	20	–
Other receivables	297	38	286	94
Prepayments	146	8	142	13
Accrued income	36	–	47	–
	2,435	46	2,499	107

At 30 June 2015, approximately 14%, 19% and 10% of the group's trade receivables of £1,933 million are due from counterparties based in the United Kingdom, the United States and India, respectively.

As at 30 June 2014 non-current other receivables included £87 million in respect of the assessment of excise duties made by the Korean customs authorities (see note 18(c)).

The aged analysis of trade receivables, net of allowance, is as follows:

	2015 £ million	2014 £ million
Not overdue	1,806	1,895
Overdue 1 – 30 days	47	46
Overdue 31 – 60 days	22	22
Overdue 61 – 90 days	11	10
Overdue 91 – 180 days	32	16
Overdue more than 180 days	15	15
	1,933	2,004

Trade and other receivables are disclosed net of allowance for doubtful debts, an analysis of which is as follows:

	2015 £ million	2014 £ million
Balance at beginning of the year	63	65
Exchange differences	(6)	(3)
Income statement charge	21	10
Written off	(7)	(9)
	71	63

(c) Trade and other payables

	2015		2014	
	Current liabilities £ million	Non-current liabilities £ million	Current liabilities £ million	Non-current liabilities £ million
Trade payables	883	–	903	–
Interest payable	77	–	101	–
Tax and social security excluding income tax	546	5	494	3
Other payables	524	40	494	81
Accruals	879	9	785	–
Deferred income	34	15	23	10
	2,943	69	2,800	94

Interest payable at 30 June 2015 includes interest on non-derivative financial instruments of £68 million (2014 – £91 million).

(d) Provisions

	Thalidomide £ million	Restructuring £ million	Other £ million	Total £ million
At 30 June 2014	200	88	97	385
Exchange differences	(2)	(2)	4	–
Provisions charged during the year	–	11	118	129
Provisions utilised during the year	(19)	(46)	(118)	(183)
Transfers	–	(2)	2	–
Unwinding of discounts	12	–	–	12
At 30 June 2015	191	49	103	343
Current liabilities	13	47	45	105
Non-current liabilities	178	2	58	238
	191	49	103	343

(a) Provisions have been established in respect of the discounted value of the group's commitment to the UK Thalidomide Trust. These will be utilised over the period of the commitments up to 2037.

(b) The group is engaged in a number of restructuring programmes, which involve the rationalisation of certain operations around the world. Employee charges, incremental costs in respect of service contract and information systems infrastructure charges in connection with the programmes are recognised in the restructuring provision, which is expected to be substantially utilised by 30 June 2016 (see note 4(a)-(c)).

(c) The largest item in other provisions is £44 million (2014 – £42 million) in respect of employee deferred compensation plans which will be utilised when employees leave the group.

RISK MANAGEMENT AND CAPITAL STRUCTURE

This section sets out the policies and procedures applied to manage the group’s capital structure and the financial risks the group is exposed to. Diageo considers the following components of its balance sheet to be capital: borrowings and equity. Diageo manages its capital structure to achieve capital efficiency, provide flexibility to invest through the economic cycle and give efficient access to debt markets at attractive cost levels.

15. FINANCIAL INSTRUMENTS AND RISK MANAGEMENT

Accounting policies

Financial assets and liabilities are initially recorded at fair value including any directly attributable transaction costs. For those financial assets that are not subsequently held at fair value, the group assesses whether there is evidence of impairment at each balance sheet date.

The group classifies its financial assets and liabilities into the following categories: loans and receivables, available-for-sale investments, financial assets and liabilities at fair value through profit and loss and other financial liabilities at amortised cost.

The accounting policies for *available-for-sale investments* and *loans* are described in note 12, for *trade and other receivables* in note 14 and for *cash and cash equivalents* in note 16.

Financial assets and liabilities at fair value through profit or loss include derivative assets and liabilities. Where financial assets or liabilities are eligible to be carried at either amortised cost or fair value the group does not apply the fair value option.

Derivative financial instruments are carried at fair value using a discounted cash flow technique based on market data applied consistently for similar types of instruments. Gains and losses on derivatives that do not qualify for hedge accounting treatment are taken to the income statement as they arise.

Other financial liabilities are carried at amortised cost unless they are part of a fair value hedge relationship. The difference between the initial carrying amount of the financial liabilities and their redemption value is recognised in the income statement over the contractual terms using the effective interest rate method.

Hedge accounting

The group designates and documents certain derivatives as hedging instruments against changes in fair value of recognised assets and liabilities (fair value hedges), highly probable forecast transactions or the cash flow risk from a change in exchange or interest rates (cash flow hedges) and hedges of net investments in foreign operations (net investment hedges). The effectiveness of such hedges is assessed at inception and at least on a quarterly basis, using prospective and retrospective testing. Methods used for testing effectiveness include dollar offset, critical terms, regression analysis and hypothetical derivative method.

Fair value hedges are used to manage the currency and/or interest rate risks to which the fair value of certain assets and liabilities are exposed. Changes in the fair value of the derivatives are recognised in the income statement, along with any changes in the relevant fair value of the underlying hedged asset or liability.

If such a hedge relationship is de-designated, fair value movements on the derivative continue to be taken to the income statement while any fair value adjustments made to the underlying hedged item to that date are amortised through the income statement over its remaining life using the effective interest rate method.

Cash flow hedges are used to hedge the foreign currency risk of highly probable future foreign currency cash flows, as well as the cash flow risk from changes in exchange or interest rates. The effective portion of the gain or loss on the hedges is recognised in other comprehensive income, while any ineffective part is recognised in the income statement. Amounts recorded in other comprehensive income are recycled to the income statement in the same period in which the underlying foreign currency or interest exposure affects the income statement.

Net investment hedges take the form of either foreign currency borrowings or derivatives. Foreign exchange differences arising on translation of net investments are recorded in other comprehensive income and included in the exchange reserve. Liabilities used as hedging instruments are revalued at closing exchange rates and the resulting gains or losses are also recognised in other comprehensive income to the extent that they are effective, with any ineffectiveness taken to the income statement. Foreign exchange contracts hedging net investments are carried at fair value. Effective fair value movements are recognised in other comprehensive income, with any ineffectiveness taken to the income statement.

The group’s funding, liquidity and exposure to foreign currency and interest rate risks are managed by the group’s treasury department. The treasury department uses a range of financial instruments to manage these underlying risks.

Treasury operations are conducted within a framework of board-approved policies and guidelines, which are recommended and monitored by the finance committee, chaired by the chief financial officer. The policies and guidelines include benchmark exposure and/or hedge cover levels for key areas of treasury risk which are periodically reviewed by the board following, for example, significant business, strategic or accounting changes. The framework provides for limited defined levels of flexibility in execution to allow for the optimal

application of the board-approved strategies. Transactions arising from the application of this flexibility may give rise to exposures different from the defined benchmark levels that are separately monitored on a daily basis using Value at Risk analysis. These transactions are carried at fair value and gains or losses are taken to the income statement as they arise. In the year ended 30 June 2015 and 30 June 2014 gains and losses on these transactions were not material. The group does not use derivatives for speculative purposes. All transactions in derivative financial instruments are initially undertaken to manage the risks arising from underlying business activities.

The group purchases insurance for commercial or, where required, for legal or contractual reasons. In addition, the group retains insurable risk where external insurance is not considered an economic means of mitigating these risks.

The finance committee receives monthly reports on the activities of the treasury department, including any exposures different from the defined benchmarks.

(a) Currency risk

The group presents its consolidated financial statements in sterling and conducts business in many currencies. As a result, it is subject to foreign currency risk due to exchange rate movements, which will affect the group's transactions and the translation of the results and underlying net assets of its operations. To manage the currency risk the group uses certain financial instruments. Where hedge accounting is applied, hedges are documented and tested for effectiveness on an ongoing basis. Diageo expects hedges entered into to continue to be effective and therefore does not expect the impact of ineffectiveness on the consolidated income statement to be material.

Hedge of net investment in foreign operations

The group hedges certain portion of its exposure to fluctuations in the sterling value of its foreign operations by designating borrowings held in foreign currencies and using foreign currency spots, forwards, swaps and other financial derivatives. The group's policy is to maintain total net investment Value at Risk below £1.5 billion, where Value at Risk is defined as the maximum amount of loss not exceeded over a one year period with a 95% probability confidence level.

Borrowings and derivatives designated in net investment hedge relationships amounted to £3,681 million as at 30 June 2015 (2014 – £3,749 million; 2013 – £5,539 million).

Hedge of foreign currency debt

The group uses cross currency interest rate swaps to hedge the foreign currency risk associated with certain foreign currency denominated borrowings.

Transaction exposure hedging

The group's policy is to hedge up to 24 months forecast transactional foreign currency risk on the net US dollar exposure of the group targeting 75% coverage for the current financial year and up to 18 months for other currency pairs.

(b) Interest rate risk

The group has an exposure to interest rate risk, arising principally on changes in US dollar, euro and sterling interest rates. To manage interest rate risk, the group manages its proportion of fixed to floating rate borrowings within limits approved by the board,

primarily through issuing fixed and floating rate borrowings and commercial paper, and by utilising interest rate derivatives. These practices aim to minimise the group's net finance charges with acceptable year on year volatility. To facilitate operational efficiency and effective hedge accounting, the group's policy is to maintain fixed rate borrowings within a band of 40% to 60% of forecast net borrowings. For these calculations, net borrowings exclude interest rate related fair value adjustments. The majority of Diageo's existing interest rate derivatives are designated as hedges and are expected to be effective. Fair value of these derivatives is recognised in the income statement, along with any changes in the relevant fair value of the underlying hedged asset or liability. The group's net borrowings interest rate profile is as follows:

	2015		2014	
	£ million	%	£ million	%
Fixed rate	(4,564)	48	(4,922)	56
Floating rate ⁽ⁱ⁾	(4,818)	51	(3,757)	42
Impact of financial derivatives and fair value adjustments	(145)	1	(171)	2
Net borrowings	(9,527)	100	(8,850)	100

- (i) The floating rate portion of net borrowings includes cash and cash equivalents, collaterals, floating rate loans and bonds, bank overdrafts and finance lease obligations.
- (1) The analysis above also includes the impact of interest rate hedging instruments.

The table below sets out the average monthly net borrowings and effective interest rate:

Average monthly net borrowings			Effective interest rate		
2015 £million	2014 £million	2013 £million	2015 %	2014 %	2013 %
10,459	9,174	8,267	3.5	3.8	4.9

- (1) For this calculation, net interest charge excludes fair value adjustments to derivative financial instruments and borrowings and average monthly net borrowings includes the impact of interest rate swaps that are no longer in a hedge relationship but excludes the market value adjustment for cross currency interest rate swaps.

(c) Commodity price risk

The group is exposed to commodity price risk. Commodity price risk is managed in line with the principles approved by the board either through long term purchase contracts with suppliers or, where appropriate, derivative contracts. Where derivative contracts are used the commodity price risk exposure is hedged up to 18 months forecasted volume usage with up to 80% coverage. Where derivative contracts are used the group manages exposures principally through exchange-traded futures, forwards, swaps and options.

(d) Market risk sensitivity analysis

The group uses a sensitivity analysis that estimates the impacts on the consolidated income statement and other comprehensive income of either an instantaneous increase or decrease of 0.5% in market interest rates or a 10% strengthening or weakening in sterling against all other currencies, from the rates applicable at 30 June 2015 and 30 June 2014, for each class of financial instruments with all other variables remaining constant. The sensitivity analysis excludes the impact of market risks on the net post employment benefit liability and corporate tax payable. This analysis is for illustrative purposes only, as in practice interest and foreign exchange rates rarely change in isolation.

The sensitivity analysis estimates the impact of changes in interest and foreign exchange rates. All hedges are expected to be highly effective for this analysis and it considers the impact of all financial instruments including financial derivatives, cash and cash equivalents, borrowings and other financial assets and liabilities. The results of the sensitivity analysis should not be considered as projections of likely future events, gains or losses as actual results in the future may differ materially due to developments in the global financial markets which may cause fluctuations in interest and exchange rates to vary from the hypothetical amounts disclosed in the table below.

	Impact on income statement gain/(loss)		Impact on consolidated comprehensive income gain/(loss) ^{(i),(ii)}	
	2015 £ million	2014 £ million	2015 £ million	2014 £ million
0.5% decrease in interest rates	(20)	(8)	(16)	(5)
0.5% increase in interest rates	20	9	17	6
10% weakening of sterling	(48)	(43)	(624)	(664)
10% strengthening of sterling	40	35	512	545

- (i) The group's foreign currency debt is used to hedge the net investments in foreign operations and as such the translation of foreign net investments mainly offsets the foreign currency gains or losses on financial instruments recognised in other comprehensive income.
- (ii) Impact on the consolidated statement of comprehensive income includes the impact on the income statement.

(e) Credit risk

Credit risk refers to the risk that a counterparty will default on its contractual obligations resulting in financial loss to the group. Credit risk arises on cash balances (including bank deposits and cash and cash equivalents), derivative financial instruments and credit exposures to customers, including outstanding loans, trade and other receivables, financial guarantees and committed transactions.

The carrying amount of financial assets represents the group's exposure to credit risk at the balance sheet date as disclosed in section (i), excluding the impact of any collateral held or other credit enhancements.

Credit risk is managed separately for financial and business related credit exposures.

Financial credit risk

Diageo aims to minimise its financial credit risk through the application of risk management policies approved and monitored by the Board. Counterparties are limited to major banks and financial institutions, primarily with a long term credit rating within the A band or better, and the policy restricts the exposure to any one counterparty by setting credit limits taking into account the credit quality of the counterparty. The group's policy is designed to ensure that individual counterparty limits are adhered to and that there are no significant concentrations of credit risk. The Board also defines the types of financial instruments which may be transacted. The credit risk arising through the use of financial instruments for currency and interest rate risk management is estimated with reference to the fair value of contracts with a positive value, rather than the notional amount of the instruments themselves.

When derivative transactions are undertaken with bank counterparties, the group may, where appropriate, enter into certain agreements with such bank counterparties whereby the parties agree to post cash collateral for the benefit of the other if the net valuations of the derivatives are above a predetermined threshold. At 30 June 2015, the collateral held under these agreements amounted to \$82 million (£52 million) and €34 million (£24 million) (2014 – \$65 million (£38 million) and €26 million (£21 million)).

Diageo annually reviews the credit limits applied and regularly monitors the counterparties' credit quality reflecting market credit conditions.

Business related credit risk

Loan, trade and other receivables exposures are managed locally in the operating units where they arise and credit limits are set as deemed appropriate for the customer. There is no significant concentration of credit risk with respect to loans, trade and other receivables as the group has a large number of customers which are internationally dispersed.

(f) Liquidity risk

Liquidity risk is the risk that Diageo may encounter difficulties in meeting its obligations associated with financial liabilities that are settled by delivering cash or other financial assets. The group uses short term commercial paper to finance its day-to-day operations. The group's policy with regard to the expected maturity profile of borrowings is to limit the amount of such borrowings maturing within 12 months to 50% of gross borrowings less money market demand deposits, and the level of commercial paper to 30% of gross borrowings less money market demand deposits. In addition, the group's policy is to maintain backstop facilities with relationship banks to support commercial paper obligations.

The following tables provide an analysis of the anticipated contractual cash flows including interest payable for the group's financial liabilities and derivative instruments on an undiscounted basis. Where interest payments are on a floating rate basis, rates of each cash flow until maturity of the instruments are calculated based on the forward yield curve prevailing at 30 June 2015 and 30 June 2014. The gross cash flows of derivative contracts are presented for the purposes of this table, although in practice, the group uses netting arrangements to reduce its liquidity requirements on these instruments.

Contractual cash flows

	Due within 1 year £ million	Due between 1 and 3 years £ million	Due between 3 and 5 years £ million	Due after 5 years £ million	Total £ million	Carrying amount at balance sheet date £ million
2015						
Borrowings ⁽ⁱ⁾	(1,920)	(2,556)	(968)	(4,365)	(9,809)	(9,838)
Interest on borrowings ^{(ii), (iii)}	(340)	(479)	(334)	(1,434)	(2,587)	(68)
Finance lease capital repayments	(38)	(50)	(70)	(104)	(262)	(262)
Finance lease future interest payments	(13)	(19)	(16)	(23)	(71)	–
Trade and other financial liabilities ^(iv)	(2,172)	(54)	(143)	–	(2,369)	(2,353)
Non-derivative financial liabilities	(4,483)	(3,158)	(1,531)	(5,926)	(15,098)	(12,521)
Gross amount receivable from derivatives	97	478	176	1,360	2,111	–
Gross amount payable on derivatives	(162)	(374)	(110)	(1,154)	(1,800)	–
Derivative instruments	(65)	104	66	206	311	131
2014 (restated)						
Borrowings ⁽ⁱ⁾	(1,564)	(1,891)	(1,905)	(3,806)	(9,166)	(9,214)
Interest on borrowings ^{(ii), (iii)}	(349)	(482)	(345)	(1,522)	(2,698)	(91)
Finance lease capital repayments	(32)	(59)	(48)	(152)	(291)	(291)
Finance lease future interest payments	(15)	(25)	(19)	(29)	(88)	–
Trade and other financial liabilities ^{(ii), (iv)}	(2,066)	(185)	(8)	(3)	(2,262)	(2,223)
Non-derivative financial liabilities	(4,026)	(2,642)	(2,325)	(5,512)	(14,505)	(11,819)
Gross amount receivable from derivatives	246	528	60	719	1,553	–
Gross amount payable on derivatives	(183)	(449)	(75)	(621)	(1,328)	–
Derivative instruments	63	79	(15)	98	225	164

(i) For the purpose of these tables above, borrowings are defined as gross borrowings excluding finance lease liabilities and fair value of derivative instruments as disclosed in note 16.

(ii) Primarily consists of trade and other payables that meet the definition of financial liabilities under IAS 32.

(iii) Carrying amount of interest on borrowings is included within interest payable in note 14.

(iv) The group has revised the disclosure of certain comparative amounts. The revised disclosure is consistent with the current year presentation.

The group had available undrawn committed bank facilities as follows:

	2015 £ million	2014 £ million
Expiring within one year ⁽ⁱ⁾	688	1,535
Expiring between one and two years	–	632
Expiring after two years	1,541	1,050
	2,229	3,217

(i) Of the facilities at 30 June 2014 \$2,000 million (£1,170 million) was not drawn down and was cancelled on 2 July 2014.

The facilities can be used for general corporate purposes and, together with cash and cash equivalents, support the group's commercial paper programmes.

There are no financial covenants on the group's material short and long term borrowings. Certain of these borrowings contain cross default provisions and negative pledges.

The committed bank facilities are subject to a single financial covenant, being minimum interest cover ratio of two times (defined as the ratio of operating profit before exceptional items, aggregated with share of after tax results of associates and joint ventures, to net interest). They are also subject to pari passu ranking and negative pledge covenants.

Any non-compliance with covenants underlying Diageo's financing arrangements could, if not waived, constitute an event of default with respect to any such arrangements, and any non-compliance with covenants may, in particular circumstances, lead to an acceleration of maturity on certain borrowings and the inability to access committed facilities. Diageo was in full compliance with its financial, pari passu ranking and negative pledge covenants in

respect of its material short and long term borrowings throughout each of the years presented.

(g) Fair value measurements

Fair value measurements of financial instruments are presented through the use of a three-level fair value hierarchy that prioritises the valuation techniques used in fair value calculations.

The group maintains policies and procedures to value instruments using the most relevant data available. If multiple inputs that fall into different levels of the hierarchy are used in the valuation of an instrument, the instrument is categorised on the basis of the most subjective input.

Foreign currency forwards and swaps, cross currency swaps and interest rate swaps are valued using discounted cash flow techniques. These techniques incorporate inputs at levels 1 and 2, such as foreign exchange rates and interest rates. These market inputs are used in the discounted cash flow calculation incorporating the instrument's term, notional amount and discount rate, and taking credit risk into account. As significant inputs to the valuation are observable in active markets, these instruments are categorised as level 2 in the hierarchy.

Available-for-sale investments at 30 June 2015 comprise shares held in United Breweries Limited categorised as level 1 in hierarchy. Other financial liabilities include an option held by Industrias Licoreras de Guatemala to sell the remaining 50% equity stake in Rum Creations Products Inc, the owner of the Zacapa rum brand, to Diageo, with changes in fair value of this option included in retained earnings. As the valuation of this option uses assumptions not observable in the market, it is categorised as level 3 in the hierarchy.

The group's financial assets and liabilities measured at fair value are categorised as follows:

	2015 £ million	2014 £ million
Available-for-sale investments (note 12)	80	–
Unadjusted quoted prices in active markets (Level 1)	80	–
Derivative assets	338	368
Derivative liabilities	(198)	(194)
Valuation techniques based on observable market input (Level 2)	140	174
Other financial liabilities	(139)	(108)
Valuation techniques based on unobservable market input (Level 3)	(139)	(108)

The movements in level 3 instruments, measured on a recurring basis, are as follows:

	Other financial liabilities	
	2015 £ million	2014 £ million
At 1 July	(108)	(115)
Net losses included in the income statement	(14)	(1)
Net (losses)/gains included in exchange in other comprehensive income	(11)	13
Net losses included in retained earnings	(9)	(7)
Settlement of liabilities	3	2
At 30 June	(139)	(108)

There were no transfers between levels during the two years ended 30 June 2015 and 30 June 2014.

(h) Results of hedging instruments

In respect of cash flow hedging instruments, a loss of £46 million (2014 – £54 million gain; 2013 – £41 million loss) has been recognised in other comprehensive income due to changes in fair value. A loss of £26 million has been transferred out of other comprehensive income to other operating expenses and a gain of £84 million to other finance charges, respectively (2014 – a gain of £54 million and a loss of £88 million; 2013 – a gain of £8 million and £25 million, respectively).

For cash flow hedges of forecast transactions at 30 June 2015, based on year end interest and foreign exchange rates, there is expected to be a loss to the income statement of £9 million in 2016 and a gain of £15 million in 2017. With respect to hedges of the cash flow risk from a change in forward foreign exchange rates using cross currency interest rate swaps, the retranslation of the related bond principal to closing foreign exchange rates and recognition of interest on the related bonds will affect the income statement in each year until the related bonds mature in 2016, 2036 and 2043. Foreign exchange retranslation and the interest on the hedged bonds in the income statement are expected to offset those on the cross currency swaps in each of the years.

The gain on fair value hedging instruments for the year was £11 million (2014 – £8 million gain; 2013 – £3 million loss) and the loss on the hedged items attributable to the hedged risks was £11 million (2014 – £6 million loss; 2013 – £3 million gain).

There was no significant ineffectiveness on net investment hedging during the year ended 30 June 2015.

(i) Reconciliation of financial instruments

The table below sets out the group's accounting classification of each class of financial assets and liabilities:

	Fair value through income statement £ million	Loans and receivables and liabilities at amortised cost £ million	Available- for-sale £ million	Not categorised as a financial instrument £ million	Total £ million	Current £ million	Non-current £ million
2015							
Other investments and loans	–	29	80	–	109	–	109
Trade and other receivables	–	2,184	–	297	2,481	2,435	46
Cash and cash equivalents	–	472	–	–	472	472	–
Derivatives in fair value hedge	19	–	–	–	19	–	19
Derivatives in cash flow hedge	186	–	–	–	186	21	165
Derivatives in net investment hedge	11	–	–	–	11	8	3
Other instruments at fair value	122	–	–	–	122	17	105
Total other financial assets	338	–	–	–	338	46	292
Total financial assets	338	2,685	80	297	3,400	2,953	447
Borrowings ⁽ⁱ⁾	–	(9,838)	–	–	(9,838)	(1,921)	(7,917)
Trade and other payables	–	(2,291)	–	(721)	(3,012)	(2,943)	(69)
Derivatives in cash flow hedge	(51)	–	–	–	(51)	(31)	(20)
Derivatives in net investment hedge	(52)	–	–	–	(52)	(52)	–
Other instruments at fair value	(234)	–	–	–	(234)	(35)	(199)
Finance leases	–	(262)	–	–	(262)	(38)	(224)
Total other financial liabilities	(337)	(262)	–	–	(599)	(156)	(443)
Total financial liabilities	(337)	(12,391)	–	(721)	(13,449)	(5,020)	(8,429)
Total net financial assets/(liabilities)	1	(9,706)	80	(424)	(10,049)	(2,067)	(7,982)
2014							
Other investments and loans	–	63	–	–	63	–	63
Trade and other receivables	–	2,337	–	269	2,606	2,499	107
Cash and cash equivalents	–	622	–	–	622	622	–
Derivatives in fair value hedge	8	–	–	–	8	–	8
Derivatives in cash flow hedge	182	–	–	–	182	67	115
Derivatives in net investment hedge	18	–	–	–	18	16	2
Other instruments at fair value	160	–	–	–	160	35	125
Total other financial assets	368	–	–	–	368	118	250
Total financial assets	368	3,022	–	269	3,659	3,239	420
Borrowings ⁽ⁱ⁾	–	(9,214)	–	–	(9,214)	(1,576)	(7,638)
Trade and other payables	–	(2,253)	–	(641)	(2,894)	(2,800)	(94)
Derivatives in cash flow hedge	(20)	–	–	–	(20)	(6)	(14)
Derivatives in net investment hedge	(67)	–	–	–	(67)	(67)	–
Other instruments at fair value	(215)	–	–	–	(215)	(41)	(174)
Finance leases	–	(291)	–	–	(291)	(32)	(259)
Total other financial liabilities	(302)	(291)	–	–	(593)	(146)	(447)
Total financial liabilities	(302)	(11,758)	–	(641)	(12,701)	(4,522)	(8,179)
Total net financial assets/(liabilities)	66	(8,736)	–	(372)	(9,042)	(1,283)	(7,759)

(i) Borrowings are defined as gross borrowings excluding finance lease liabilities and the fair value of derivative instruments.

At 30 June 2015 and 30 June 2014, the carrying values of cash and cash equivalents, other financial assets and liabilities approximate to fair values. At 30 June 2015 the fair value of borrowings, based on unadjusted quoted market data, was £10,115 million (2014 – £9,662 million).

(j) Capital management

The group's management is committed to enhancing shareholder value in the long term, both by investing in the businesses and brands so as to deliver continued improvement in the return from those investments and by managing the capital structure. Diageo manages its capital structure to achieve capital efficiency, provide flexibility to invest through the economic cycle and give efficient access to debt markets at attractive cost levels. This is achieved by targeting a net borrowing to EBITDA leverage of 2.5 – 3.0x, this range for Diageo being currently broadly consistent with an A band credit rating. Diageo would consider operating outside of this range in order to effect strategic initiatives within its stated goals, which could have an impact on its rating. If Diageo's leverage was to be negatively impacted by the financing of an acquisition, it would seek over time to return to the range of 2.5 – 3.0x. The group regularly assesses its debt and equity capital levels against its stated policy for capital structure. For this calculation net borrowings are adjusted by the pension deficit whilst EBITDA equals operating profit excluding exceptional operating items and depreciation, amortisation and impairment and includes share of after tax results of associates and joint ventures.

16. NET BORROWINGS

Accounting policies

Borrowings are initially recognised at fair value net of transaction costs and are subsequently reported at amortised cost. Certain bonds are designated as being part of a fair value hedge relationship. In these cases, the amortised cost is adjusted for the fair value of the risk being hedged, with changes in value recognised in the income statement. The fair value adjustment is calculated using a discounted cash flow technique based on unadjusted market data.

Bank overdrafts form an integral part of the group's cash management and are included as a component of net cash and cash equivalents in the consolidated statement of cash flows.

Cash and cash equivalents comprise cash in hand and deposits which are readily convertible to known amounts of cash and which are subject to insignificant risk of changes in value and have an original maturity of three months or less, including money market deposits, commercial paper and investments.

Net borrowings are defined as gross borrowings (short term borrowings and long term borrowings plus finance lease liabilities plus interest rate hedging instruments, cross currency interest rate swaps and funding foreign currency forwards and swaps used to manage borrowings) less cash and cash equivalents.

	2015 £ million	2014 £ million
Bank overdrafts	90	90
Commercial paper	354	129
Bank and other loans	444	193
Credit support obligations	76	59
€1,000 million 6.625% bonds due 2014	–	800
US\$ 500 million 3.25% bonds due 2015	–	292
US\$ 750 million 5.3% bonds due 2015	478	–
US\$ 750 million 0.625% bonds due 2016	477	–
Fair value adjustment to borrowings	2	13
Borrowings due within one year	1,921	1,576
US\$ 750 million 5.3% bonds due 2015	–	438
US\$ 750 million 0.625% bonds due 2016	–	437
US\$ 600 million 5.5% bonds due 2016	382	350
US\$ 1,000 million 1.5% bonds due 2017	635	582
US\$ 1,250 million 5.75% bonds due 2017	795	729
US\$ 650 million 1.125% bonds due 2018	412	377
€ 500 million 1.125% bonds due 2019	359	–
€ 850 million 1.125% bonds due 2019	601	676
US\$ 696 million 4.828% bonds due 2020	399	355
US\$ 1,000 million 2.875% bonds due 2022	633	581
US\$ 300 million 8% bonds due 2022	189	174
US\$ 1,350 million 2.625% bonds due 2023	855	784
€ 500 million 1.75% bonds due 2024	351	–
€ 850 million 2.375% bonds due 2026	597	674
US\$ 400 million 7.45% bonds due 2035	255	234
US\$ 600 million 5.875% bonds due 2036	378	346
US\$ 500 million 4.25% bonds due 2042	315	289
US\$ 500 million 3.875% bonds due 2043	312	286
US\$ 200 million 4.85% medium term notes due 2018	127	117
Bank and other loans	213	80
Fair value adjustment to borrowings	109	129
Borrowings due after one year	7,917	7,638
Fair value of foreign currency derivatives	(82)	(25)
Fair value of interest rate hedging instruments	(19)	(8)
Finance lease liabilities	262	291
Gross borrowings	9,999	9,472
Less: Cash and cash equivalents ⁽ⁱ⁾	(472)	(622)
Net borrowings	9,527	8,850

(i) Includes cash equivalents of £1 million (2014 – £18 million).

- The interest rates shown in the table above are those contracted on the underlying borrowings before taking into account any interest rate hedges (see note 15).
- Bonds in the table are stated net of unamortised finance costs of £82 million (2014 – £94 million; 2013 – £100 million).
- Bonds are reported in the table above at amortised cost with a fair value adjustment shown separately.
- All bonds, medium term notes and commercial paper issued by the group's wholly owned subsidiaries are fully and unconditionally guaranteed by Diageo plc.

Gross borrowings (excluding finance lease liabilities and the fair value of derivative instruments) will mature as follows:

	2015 £ million	2014 £ million	2013 £ million
Within one year	1,921	1,576	1,852
Between one and three years	2,607	1,894	2,220
Between three and five years	970	1,972	2,509
Beyond five years	4,340	3,772	3,488
	9,838	9,214	10,069

During the year the following bonds were issued and repaid:

	2015 £ million	2014 £ million	2013 £ million
Issued			
€ denominated	791	1,378	–
US\$ denominated	–	–	2,100
Repaid			
€ denominated	(792)	(983)	–
US\$ denominated	(330)	(488)	(869)
£ denominated ⁽ⁱ⁾	(370)	–	–
	(701)	(93)	1,231

(i) A bond of £370 million acquired on the purchase of USL was repaid using the proceeds from the sale of the Whyte and Mackay Group.

(a) Reconciliation of movement in net borrowings

	2015 £ million	2014 £ million
At beginning of the year	8,850	8,403
Net decrease in cash and cash equivalents before exchange	77	921
Net decrease in bonds and other borrowings	(315)	(157)
Change in net borrowings from cash flows	(238)	764
Exchange differences on net borrowings	7	(349)
Borrowings on acquisition of businesses	869	–
Other non-cash items	39	32
Net borrowings at end of the year	9,527	8,850

(b) Analysis of net borrowings by currency

	2015		2014	
	Cash and cash equivalents £ million	Gross borrowings ⁽ⁱ⁾ £ million	Cash and cash equivalents £ million	Gross borrowings ⁽ⁱ⁾ £ million
US dollar	35	(2,759)	–	(956)
Euro	44	(1,410)	48	(1,725)
Sterling	28	(5,200)	26	(6,148)
Indian rupee	13	(486)	14	(39)
Korean won	80	–	208	(243)
Nigerian naira	16	(76)	19	(134)
Turkish lira	4	(67)	6	(145)
Venezuelan bolivar	9	–	72	–
Other	243	(1)	229	(82)
Total	472	(9,999)	622	(9,472)

(i) The analysis of group's gross borrowings includes foreign currency forwards and swaps and finance leases.

17. EQUITY

Accounting policies

Own shares represent shares and share options of Diageo plc that are held in treasury or by employee share trusts for the purpose of fulfilling obligations in respect of various employee share plans or were acquired as part of a share buyback programme. Own shares are treated as a deduction from equity until the shares are cancelled, reissued or disposed and when vest are transferred from own shares to retained earnings at their weighted average cost.

Share based payments include share awards and options granted to directors and employees. The fair value of equity settled share options and share grants is initially measured at grant date based on the binomial or Monte Carlo models and is charged to the income statement over the vesting period. For equity settled shares the credit is included in retained earnings.

Cancellations of share options are treated as an acceleration of the vesting period and any outstanding charge is recognised in operating profit immediately. Any surplus or deficit arising on the sale of the Diageo plc shares held by the group is included as a movement in equity.

Dividends are included in the financial statements in the financial year in which they are approved.

(a) Allotted and fully paid share capital – ordinary shares of 28^{101/108} pence each

	Number of shares million	Nominal value £ million
At 30 June 2015, 30 June 2014 and 30 June 2013	2,754	797

(b) Hedging and exchange reserve

At 30 June 2015 the hedging reserve and exchange reserve comprised a credit of £21 million and a deficit of £1,173 million, respectively (2014 – a credit of £107 million and a deficit of £1,010 million, respectively; 2013 – a credit of £17 million and a deficit of £9 million, respectively).

(c) Own shares

Movements in own shares

	Number of shares million	Purchase consideration £ million
At 30 June 2012	259	2,257
Share trust arrangements	(6)	(50)
Shares call options exercised	2	13
Shares purchased	6	125
Shares sold to employees	–	(1)
Shares used to satisfy options	(10)	(112)
At 30 June 2013	251	2,232
Share trust arrangements	(3)	(42)
Shares call options exercised ⁽ⁱ⁾	7	68
Shares purchased	7	138
Shares sold to employees	–	(1)
Shares used to satisfy options	(9)	(115)
At 30 June 2014	253	2,280
Share trust arrangements	(2)	(18)
Shares purchased	4	70
Shares used to satisfy options	(7)	(104)
At 30 June 2015	248	2,228

(i) Includes the fair value of foreign currency denominated call options exercised.

Share trust arrangements

At 30 June 2015 the employee share trusts owned 8 million of ordinary shares in Diageo plc at a cost of £119 million and market value of £149 million (2014 – 10 million shares at a cost of £137 million, market value £181 million; 2013 – 7 million shares at a cost of £111 million, market value £126 million). Dividends receivable by the employee share trusts on the shares are waived and the trustee abstains from voting.

Purchase of own shares

Authorisation was given by shareholders on 18 September 2014 to purchase a maximum of 251,215,000 shares at a minimum price of 28^{101/108} pence and a maximum price of higher of (a) 105% of the average of the middle market quotations for an ordinary share for the five preceding business days and (b) the higher of the price of the last independent trade and the highest current independent bid on the London Stock Exchange at the time the purchase is carried out. The programme expires at the conclusion of the next Annual General Meeting or on 17 December 2015, if earlier.

During the year ended 30 June 2015, the company purchased 4 million ordinary shares (including shares acquired through call option exercises), nominal value of £1 million (2014 – 14 million ordinary shares, nominal value of £4 million; 2013 – 8 million ordinary shares, nominal value of £2 million), representing approximately 0.1% (2014 – 0.5%; 2013 – 0.3%) of the issued ordinary share capital (excluding treasury shares).

Shares were either directly granted to employees as part of employee share schemes or held as treasury shares and used to hedge share scheme grants to employees during the course of the year.

The monthly breakdown of shares purchased and the average price paid per share (excluding expenses) for the year ended 30 June 2015 were as follows:

Calendar month	Number of shares purchased	Average price paid pence	Authorised purchases unutilised at month end
September 2014 ⁽ⁱ⁾	1,698,461	1781	249,516,539
October 2014	636,883	1766	248,879,656
March 2015	1,801,230	1864	247,078,426
Total	4,136,574	1815	247,078,426

- (i) Including 297,229 shares purchased at an average price of 1819 pence for the purpose of satisfying share awards made under the company's share incentive plan.
 (1) The aggregate consideration paid for purchase of own shares was £75 million (excluding expenses) in the year ended 30 June 2015.

(e) Non-controlling interests

Diageo consolidated USL with 43.91% non-controlling interests from 2 July 2014. Diageo owns a 50% controlling interest (2014 – 50%) in Ketel One Worldwide B.V. (Ketel One), a company incorporated in the Netherlands. All other consolidated subsidiaries are fully owned or the non-controlling interests are not material.

Summarised financial information for USL, Ketel One and others, after fair value adjustments on acquisition, and the amounts attributable to non-controlling interests are as follows:

			2015	2014
	USL £ million	Ketel One and others £ million	Total £ million	Total £ million
Income statement				
Sales	2,363	1,627	3,990	1,534
Net sales	926	1,324	2,250	1,258
(Loss)/profit for the period ⁽ⁱ⁾	(10)	200	190	(69)
Other comprehensive income/(loss) ⁽ⁱⁱ⁾	50	66	116	(239)
Total comprehensive income/(loss)	40	266	306	(308)
Attributable to non-controlling interests	18	131	149	(187)
Balance sheet				
Non-current assets ⁽ⁱⁱⁱ⁾	2,132	2,264	4,396	2,206
Current assets	527	518	1,045	525
Non-current liabilities	(579)	(723)	(1,302)	(757)
Current liabilities	(580)	(462)	(1,042)	(485)
Net assets	1,500	1,597	3,097	1,489
Attributable to non-controlling interests	659	826	1,485	767
Cash flow				
Net cash from operating activities	(32)	314	282	132
Net cash inflow/(outflow) from investing activities	388	(88)	300	(68)
Net cash outflow from financing activities	(373)	(196)	(569)	(18)
Net (decrease)/increase in cash and cash equivalents	(17)	30	13	46
Exchange differences	2	1	3	1
Dividends paid to non-controlling interests	–	(72)	(72)	(88)

(i) The loss for the year ended 30 June 2014 included an exceptional impairment loss, net of tax, in respect of the Shui Jing Fang brand and property of £199 million.

(ii) Other comprehensive income/(loss) is principally in respect of exchange on translating the subsidiary to sterling.

(iii) Ketel One includes the global distribution rights to distribute Ketel One vodka products throughout the world. The carrying value of the distribution rights at 30 June 2015 was £1,147 million (2014 – £1,053 million).

(d) Dividends

	2015 £ million	2014 £ million	2013 £ million
Amounts recognised as distributions to equity shareholders in the year			
Final dividend for the year ended 30 June 2014			
32.0 pence per share (2013 – 29.3 pence; 2012 – 26.9 pence)	801	735	673
Interim dividend for the year ended 30 June 2015			
21.5 pence per share (2014 – 19.7 pence; 2013 – 18.1 pence)	540	493	452
	1,341	1,228	1,125

The proposed final dividend of £ 875 million (34.9 pence per share) for the year ended 30 June 2015 was approved by the board of directors on 29 July 2015. As this was after the balance sheet date and the dividend is subject to approval by shareholders at the Annual General Meeting, this dividend has not been included as a liability in these consolidated financial statements. There are no corporate tax consequences arising from this treatment.

Dividends are waived on all treasury shares owned by the company and all shares owned by the employee share trusts.

(f) Employee share compensation

The group uses a number of share award and option plans to grant to its directors and employees.

The annual fair value charge in respect of the equity settled plans for the three years ended 30 June 2015 is as follows:

	2015 £ million	2014 £ million	2013 £ million
Executive share award plans	27	30	31
Executive share option plans	4	4	8
Savings plans	4	3	6
	35	37	45

Executive share awards are made under the Diageo 2014 Long Term Incentive plan (DLTIP) from September 2014 onwards. Prior to that, awards were made under the Diageo Executive Long Term Incentive Plan (DELTIP) or the Performance Share Plan (PSP). Under all of these plans, conditional awards can be delivered in the form of restricted shares or share options at the market value at the time of grant. To date, participants in the Performance shares under the DLTIP (previous PSP) have been granted only with conditional rights to receive shares, whilst under DELTIP both share awards and share options have been made.

Share awards vest and are released on the third anniversary of the grant date. Participants do not make a payment to receive the award at grant. Executive Directors are required to hold any vested shares awarded from 2014 for a further two-year period. Share options may normally be exercised between three and ten years after the grant date. Executives in North America and Latin America and Caribbean are granted awards over the company's ADSs (one ADS is equivalent to four ordinary shares).

Performance shares under the DLTIP (previous PSP) are subject to achievement of three equally weighted performance tests over the three-year performance period; 1) a comparison of Diageo's three-year TSR with a peer group; 2) compound annual growth in organic net sales over three years; 3) total organic operating margin improvement over three years. Performance measures and targets are set annually by the remuneration committee. The vesting range is 20% or 25% (for Executive Directors and for other participants respectively) for achieving minimum performance targets, up to 100% for achieving the maximum target level. Retesting of the performance condition is not permitted.

For performance shares under the DLTIP (previous PSP) dividends are accrued on awards and are given to participants to the extent that the awards actually vest at the end of the performance period. Dividends can be paid in the form of cash or shares.

For the three years ended 30 June 2015, the calculation of the fair value of each share award used the Monte Carlo pricing model and the following weighted average assumptions:

	2015	2014	2013
Risk free interest rate	1.4%	1.0%	0.3%
Expected life of the awards	37 months	36 months	36 months
Dividend yield	3.1%	2.7%	2.7%
Weighted average share price	1832p	1970p	1760p
Weighted average fair value of awards granted in the year	753p	1147p	916p
Number of awards granted in the year	2.5 million	2.5 million	3.1 million
Fair value of all awards granted in the year	£19 million	£29 million	£28 million

Transactions on schemes

Transactions on the executive share award plans for the three years ended 30 June 2015 were as follows:

	2015 Number of awards million	2014 Number of awards million	2013 Number of awards million
Balance outstanding at 1 July	9.4	11.3	12.0
Granted	2.5	2.5	3.1
Exercised/awarded	(2.6)	(3.4)	(2.6)
Forfeited/expired	(1.7)	(1.0)	(1.2)
Balance outstanding at 30 June	7.6	9.4	11.3

At 30 June 2015, 7.2 million executive share options were exercisable at a weighted average exercise price of 1122 pence.

OTHER FINANCIAL INFORMATION

This section includes additional financial information that are either required by the relevant accounting standards or management considers these to be material information for shareholders.

18. CONTINGENT LIABILITIES AND LEGAL PROCEEDINGS

Accounting policies

Provision is made for the anticipated settlement costs of legal or other disputes against the group where it is considered to be probable that a liability exists and a reliable estimate can be made of the likely outcome. Where it is possible that a settlement may be reached or it is not possible to make a reliable estimate of the estimated financial effect appropriate disclosure is made but no provision created.

Critical accounting estimates and judgements

A judgement is necessary in assessing the likelihood that a claim will succeed, or a liability will arise, and to quantify the possible range of any settlement. Due to the inherent uncertainty in this evaluation process, actual losses may be different from the liability originally estimated.

(a) Guarantees and related matters

As of 30 June 2015, the group has no material guarantees or indemnities in respect of liabilities of third parties with the exception of the following:

Diageo Holdings Netherlands B.V. (DHN) has issued a conditional backstop guarantee to Standard Chartered Bank (Standard Chartered) pursuant to a guarantee commitment agreement (the guarantee agreement). The guarantee is in respect of the liabilities of Watson Limited (Watson), a company affiliated with Dr Vijay Mallya, under a \$135 million (£81 million) facility from Standard Chartered. The guarantee agreement was entered into as part of the arrangements put in place and announced at closing of the USL transaction on 4 July 2013. DHN's provision of the guarantee agreement enabled the refinancing of certain existing borrowings of Watson to a third party bank and facilitated the release by that bank of rights over certain USL shares that were to be acquired by Diageo as part of the USL transaction. The facility matured and entered into default in May 2015.

Standard Chartered is required to take certain pre-agreed steps to recover from Watson prior to calling on the DHN guarantee. The underlying security package held by Standard Chartered includes shares in United Breweries Limited (UBL) and Watson's interest in the joint venture that owns the Force India Formula One (F1) team. In June 2015, a consortium of banks led by State Bank of India (SBI) obtained an order from the Debt Recovery Tribunal (DRT) in Bangalore preventing the sale or any other transfer of such UBL shares as part of the enforcement process pending further orders from the DRT. DHN intends to vigorously pursue all options to appeal or lift the DRT order in order to allow for the sale of shares and recovery of outstanding amounts. This order was passed following

the filing of a memo by Dr Mallya with the tribunal that he had no objection to it issuing the order in respect of the UBL shares. Diageo believes that the existence of any prior rights or dispute in relation to the UBL shares would be in breach of representations and warranties given to Standard Chartered at the time the security was granted and further believes that Dr Mallya's filing of the memo with the tribunal and his failure to object to the order for status quo are breaches of his obligations to Standard Chartered.

Under the terms of the guarantee, there are arrangements to pass on to DHN the benefit of the security package if it makes a payment under the guarantee of all amounts owed to Standard Chartered. However, DHN's ability to assume or enforce security over elements of the security package is subject to regulatory consent. It is not at this stage possible to determine whether such consent would be forthcoming.

In addition, DHN has the benefit of counter-indemnities from Watson and Dr Mallya in respect of its liabilities under the guarantee. In the event that DHN makes any payment under the guarantee, DHN would intend to pursue claims under these indemnities to seek to recover any outstanding amounts.

In light of the litigation risk associated with the UBL shares and the potential loss of realisable value of the F1 security during enforcement, Diageo believes the outstanding amounts may not be fully recoverable through the security enforcement process and/or otherwise paid under the counter-indemnities. However, Diageo is unable to meaningfully quantify the potential outcome from the recovery of the security package and/or the counter-indemnities and therefore any possible loss.

Dr Mallya has indicated, both in response to DHN notifying its intention to bring counter-indemnity claims in respect of any liability incurred under DHN's guarantee of the Watson facility and as a stand-alone matter, that he believes he has certain claims against Diageo arising out of the failure to conclude a joint venture with him in respect of certain emerging markets in Africa and Asia (excluding India) and to provide significant financial benefits to him.

The possibility of an emerging markets joint venture was previously disclosed by Diageo in the announcement of its initial USL transaction on 9 November 2012, alongside the details of a non-binding memorandum of understanding for the establishment of a joint venture to own United National Breweries' traditional sorghum beer business in South Africa (UNB joint venture). That announcement noted that it was not certain whether the emerging markets joint venture would be established or, if so, on what basis. Subsequently, at the time of completion of its initial USL transaction on 4 July 2013, Diageo announced that, once Diageo and Dr Mallya's near-term priority of the integration of USL into the Diageo group was successfully underway, Diageo and Dr Mallya would explore the opportunity of extending their relationship into other emerging

markets in Africa and Asia (excluding India) through a further joint venture relationship on terms and with a scope yet to be determined. This announcement also stated that it was not certain whether such a joint venture would be established and, if so, on what basis, albeit that it was contemplated that it would absorb the UNB joint venture (which had since become the subject of definitive agreement as announced by Diageo on 28 January 2013 and completion of which took place on 27 June 2013 following receipt of necessary regulatory and competition clearances). As announced on 2 April 2015, Diageo agreed to acquire the remaining 50% of the UNB joint venture, and this acquisition completed on 29 May 2015 at which point UNB became a wholly owned Diageo group subsidiary.

Diageo believes, consistently with its prior disclosures, that it has no outstanding obligations to Dr Mallya as regards the establishment of an emerging markets joint venture or the provision of financial benefits. Diageo would contend vigorously any such claim that may be brought by Dr Mallya whether in the context of a counter-indemnity claim for DHN's liability under its guarantee of the Watson facility or otherwise.

(b) Colombian litigation

An action was filed on 8 October 2004 in the United States District Court for the Eastern District of New York by the Republic of Colombia and a number of its local government entities against Diageo and other spirits companies, alleging several causes of action, including violations of the Federal RICO Act. This claim was dismissed in November 2012. The dismissal was without prejudice and as such, plaintiffs are not barred from bringing a similar action in future, although the company currently believes any such future action to be unlikely. Diageo remains committed to continued dialogue with the Colombian governmental entities to address the underlying issues.

(c) Korean customs dispute

On 5 January 2015, Diageo Korea accepted the Korean court recommendation to settle litigation against Korea customs regarding the transfer pricing methodology applicable to spirits imported between 2004 and 2010. For the fiscal year ended 30 June 2015, Diageo has charged £146 million before tax in respect of resolving this dispute as well as other related matters.

Total payments made to settle this dispute in 2015 were £74 million. £87 million was paid to the customs authorities prior to 30 June 2014, and at 30 June 2014 was accounted for as a receivable from Korean customs. It is expected that any outstanding items will be settled and the customs dispute concluded within the next 18 months based on historical case timelines.

(d) Thalidomide litigation

In June 2014, claims forms alleging product liability and negligence for injuries arising from the consumption of thalidomide were filed in the High Court in London against Distillers Company (Biochemicals) Limited, its parent Diageo Scotland Limited (formerly Distillers Company Limited), as well as against Grünenthal GmbH, the developer of the drug (not a member of the group). On 4 December 2014 these claims forms were served by lawyers acting for the claimants. Since then the proceedings in respect of the 28 individuals that have now issued claims in the United Kingdom have been stayed until 31 December 2015.

Diageo is unable to meaningfully quantify the possible loss or range of loss to which these lawsuits may give rise. Distillers Company (Biochemicals) Limited distributed thalidomide in the United Kingdom for a period in the late 1950s and early 1960s.

Diageo has worked voluntarily for many years with various thalidomide organisations and has provided significant financial support.

(e) Acquisition of USL shares from UBHL, winding-up petitions against UBHL and other proceedings in relation to the USL transaction

On 4 July 2013 Diageo completed its acquisition, under a share purchase agreement with United Breweries (Holdings) Limited (UBHL) and various other sellers (the SPA), of 21,767,749 shares (14.98%) in USL for a total consideration of INR 31.3 billion (£342 million), including 10,141,437 shares (6.98%) from UBHL. Through a series of further transactions, as of 2 July 2014, Diageo has a 54.78% investment in USL (excluding 2.38% owned by the USL Benefit Trust).

Prior to the acquisition from UBHL on 4 July 2013, the High Court of Karnataka (the High Court) had granted leave to UBHL under sections 536 and 537 of the Indian Companies Act (the Leave Order) to enable the sale by UBHL to Diageo to take place (the UBHL Share Sale) notwithstanding the continued existence of five winding-up petitions (the Original Petitions) that were pending against UBHL on 9 November 2012, being the date of the SPA. Additional winding-up petitions have been brought against UBHL since 9 November 2012, and the Leave Order did not extend to them. At the time of the completion of the UBHL Share Sale, the Leave Order remained subject to review on appeal. However, as stated by Diageo at the time of closing on 4 July 2013, it was considered unlikely that any appeal process in respect of the Leave Order would definitively conclude on a timely basis and, accordingly, Diageo waived the conditionality under the SPA relating to the absence of insolvency proceedings in relation to UBHL and acquired the 10,141,437 USL shares from UBHL at that time.

Following closing of the UBHL Share Sale, appeals were filed by various petitioners in respect of the Leave Order. On 20 December 2013, the division bench of the High Court set aside the Leave Order (the 20 December Order). Following the 20 December Order, Diageo filed special leave petitions (SLPs) in the Supreme Court of India against the 20 December Order.

On 10 February 2014, the Supreme Court of India issued an order admitting the SLPs and ordering that the status quo be maintained with regard to the UBHL Share Sale. The SLPs were last scheduled to be heard by the Supreme Court on 22 July 2015. The hearing did not, however, take place on that date. The latest indication from the Supreme Court website is that the matter is likely to be listed on 26 August 2015.

In separate proceedings, the various winding-up petitions against UBHL have been progressing through the High Court since closing of the UBHL Share Sale. In separate rulings issued by the High Court on 22 November 2013 and 13 December 2013, the High Court admitted two of the winding-up petitions against UBHL. An appeal filed by UBHL against the first ruling issued on 22 November 2013 was dismissed by a division bench of the High Court on 16 December 2013. That dismissal is now the subject of a further appeal by UBHL before the Supreme Court of India. On 6 February 2014, UBHL filed an appeal with a division bench of the High Court against the second ruling issued on 13 December 2013 and that appeal is still pending. The last hearing date of that appeal was 18 June 2015, and the next hearing date is yet to be fixed. The High Court admitted a further six winding-up petitions against UBHL on 2 January 2015. On 22 January 2015 and 27 March 2015, UBHL filed appeals with a division bench of the High Court against the latest admission order. Two of these appeals were last heard on 11 June 2015, and one appeal was last heard on 17 June 2015. The matters were adjourned following the last hearings and the next hearing dates for these appeals are yet to be fixed.

Diageo continues to believe that the acquisition price of INR 1440 paid to UBHL for the USL shares is fair and reasonable as regards UBHL, UBHL's shareholders and UBHL's secured and unsecured

creditors. However, adverse results for Diageo in the proceedings referred to above could, absent leave or relief in other proceedings, ultimately result in Diageo losing title to the 10,141,437 USL shares acquired from UBHL. Diageo believes it would remain in control of USL and be able to consolidate USL as a subsidiary regardless of the outcome of this litigation. There can be no certainty as to the outcome of the existing or any further related legal proceedings or the timeframe within which they would be concluded.

Diageo also has the benefit of certain contractual undertakings and commitments from the relevant sellers in relation to potential challenges to its unencumbered title to the USL shares acquired on 4 July 2013, including relating to the winding-up petitions described above and/or certain losses and costs that may be incurred in the event of third party actions relating to the acquisition of the USL shares.

Separately, Diageo continues to pursue completion of the acquisition of an additional 3,459,090 USL shares (representing 2.38% of the share capital of USL) under the SPA from the USL Benefit Trust.

Currently certain lenders to USL are refusing to release security that they hold over those shares notwithstanding that they have been repaid in full. USL is taking steps including proceedings before the High Court to expedite the release of the security. As previously disclosed, if it is not ultimately possible to complete the acquisition in relation to these shares, they would instead continue to be held by the USL Benefit Trust subject to an undertaking that the trustees would only vote the shares at the direction of USL.

(f) USL internal inquiry and related matters

In a notice to the Indian stock exchange dated 4 September 2014, USL announced that its board of directors had directed an inquiry into certain matters referred to in USL's financial statements and the qualified auditor's report for the financial year ended 31 March 2014 (the Inquiry). The transactions noted in the Inquiry occurred prior to Diageo gaining significant influence over USL on 4 July 2013 when it completed the transaction to purchase shares in USL to take its aggregate shareholding to 25.02%. USL provided an update on 25 April 2015 in relation to the Inquiry which covered various matters, including certain doubtful receivables, advances and deposits. An additional update was set out in USL's announcement on 23 July 2015 of its unaudited financial results for its first quarter ended 30 June 2015.

As stated by USL in its update, the Inquiry: (a) revealed that funds involved in many of the commercial transactions covered by the Inquiry were diverted from USL and/or its subsidiaries to certain companies in the UBHL group, including in particular Kingfisher Airlines Limited; (b) prima facie revealed that certain accounting entries appear to have been made and certain transactions entered into on behalf of USL appear to have been undertaken in order to show a lower exposure of USL (and its subsidiaries) to UBHL than that which actually existed at the relevant time; and (c) also identified certain additional matters where documents identified raised concerns as to the propriety of certain underlying commercial transactions with counterparties referred to in the notes to USL's audited accounts for the financial year to 31 March 2014. The inquiry suggests that the manner in which these various transactions were conducted, prima facie, indicates various improprieties and potential violations of provisions, inter alia, of the Indian Companies Act 1956 and the listing agreements signed by USL with various stock exchanges in India on which its securities are listed.

USL has recorded provisions in an aggregate amount of INR 6,712 million (approximately £65 million) with respect to (a) above, and in an aggregate amount of INR 2,368 million (approximately £23 million) with respect to (c) above. Diageo believes that these provisions represent the full amount of funds indicated by the Inquiry as having

been diverted from USL and its subsidiaries to companies in the UBHL group in respect of such transactions. These amounts were fully provided for in the fair value balance sheet consolidated by Diageo on 2 July 2014. Diageo does not expect any further material financial impact on USL or Diageo's financial results in connection with such transactions.

The USL board stated in its update of 25 April 2015 that it was not in a position to make any final determinations with regard to the position of any individuals involved and therefore directed USL to report the relevant transactions to the authorities as required under applicable law and to provide the inquiry report to USL's auditors. The USL board also resolved that USL should take the necessary steps to pursue all rights and claims against, and expeditiously recover its dues from, the relevant parties to the extent possible. As announced by USL on 23 July 2015, it is now in the process of initiating steps for recovery against the relevant parties.

In light of the above, and without making any determination as to fault or culpability, the USL directors noted in the update of 25 April 2015 that they had lost confidence in Dr Vijay Mallya continuing in his role as a director and as chairman of USL and therefore the USL board called upon Dr Mallya to resign forthwith as a director and as chairman of the board and step down from his positions in USL's subsidiaries. The board of USL also resolved that, in the event Dr Mallya declined to step down, it would recommend to the shareholders of USL the removal of Dr Mallya as a director and as the chairman of the board. Dr Mallya has indicated he will not tender his resignation.

Diageo is the majority shareholder in USL with a 54.78% holding in USL. As previously announced by Diageo, it has certain contractual obligations to support Dr Mallya continuing as non-executive director and chairman of USL subject to certain conditions and in the absence of certain defaults. Those matters were agreed on 9 November 2012 as part of a broader shareholders' agreement and came into effect on 4 July 2013 when Diageo completed the purchase of shares to take its aggregate shareholding in USL to 25.02%.

Subsequent to its announcement of 25 April 2015, USL has provided its inquiry report and all related materials to Diageo. As announced by Diageo on 27 April 2015, Diageo has noted the recommendation of the USL board and is considering its position under its agreements with Dr Mallya and UBHL in light of the inquiry report and materials provided to it. Diageo's consideration of that matter is ongoing and Diageo will continue to review closely developments in respect of USL in this context.

USL made provisions in its financial statements for the two years ended 31 March 2014 and 31 March 2015 in respect of the issues identified by the Inquiry. The audit report on the financial statements of USL for the year ended 31 March 2015 was also qualified in respect of the issues.

(g) SEC Inquiry

Diageo has received an inquiry from the US Securities and Exchange Commission (SEC) regarding its distribution in the United States. Diageo is currently responding to the SEC's request for information in this matter. Diageo is unable to assess if the inquiry will evolve into a broader information request or an enforcement action or, if this were to transpire, to quantify meaningfully the possible loss or range of loss, if any, to which any such action might give rise.

(h) Other

The group has extensive international operations and is defendant in a number of legal, customs and tax proceedings incidental to these operations, the outcome of which cannot at present be foreseen. In particular, the group is currently the defendant in various customs proceedings that challenge the declared customs value of products imported by certain Diageo companies. Diageo continues to defend its position vigorously in these proceedings.

Save as disclosed above, neither Diageo, nor any member of the Diageo group, is or has been engaged in, nor (so far as Diageo is aware) is there pending or threatened by or against it, any legal or arbitration proceedings which may have a significant effect on the financial position of the Diageo group.

19. COMMITMENTS

(a) Capital commitments

Commitments for expenditure on intangibles and property, plant and equipment not provided for in these consolidated financial statements are estimated at £114 million (2014 – £162 million; 2013 – £159 million).

(b) Operating lease commitments

The minimum lease rentals to be paid under non-cancellable leases, principally in respect of properties, are as follows:

	2015 £ million	2014 £ million
Payments falling due:		
Within one year	96	102
Between one and two years	70	80
Between two and three years	61	59
Between three and four years	51	50
Between four and five years	51	43
After five years	217	223
	546	557

There are no significant leases for which contingent rent is payable, nor any that have purchase options, escalation clauses or restrictions. Certain of the operating leases have renewal clauses which are at fair market value. In respect of property not currently utilised, the group has entered into sub-leases for which the minimum amount receivable is £28 million (2014 – £21 million). The amount received under these leases is included in sales in the income statement.

20. RELATED PARTY TRANSACTIONS

Transactions between the group and its related parties are made on terms equivalent to those that prevail in arm's length transactions.

(a) Subsidiaries

Transactions between the company and its subsidiaries are eliminated on consolidation and therefore are not disclosed. Details of the principal group companies are given in note 21.

(b) Associates and joint ventures

Sales and purchases to and from associates and joint ventures are principally in respect of premium drinks products but also include the provision of management services.

Transactions and financial position with associates and joint ventures are set out in the table below:

	2015 £ million	2014 £ million	2013 £ million
Income statement items			
Sales	117	156	67
Purchases ⁽ⁱ⁾	85	89	71
Balance sheet items			
Group payables	3	8	5
Group receivables	11	12	12
Loans payable	6	7	15
Loans receivable	2	41	29
Cash flow items			
Loans and equity contributions, net	26	25	31

(i) In the year ended 30 June 2013 purchases of maturing inventories from Moët Hennessy were £4 million.

Other disclosures in respect of associates and joint ventures are included in note 6.

(c) Key management personnel

The key management of the group comprises the Executive and Non-Executive Directors, the members of the Executive Committee and the Company Secretary. They are listed under 'Board of Directors and Company Secretary' and 'Executive Committee'.

	2015 £ million	2014 £ million	2013 £ million
Salaries and short term employee benefits	9	9	10
Annual incentive plan	4	2	7
Non-executive directors' fees	1	1	1
Share-based payments ⁽ⁱⁱ⁾	9	13	16
Post employment benefits ⁽ⁱⁱ⁾	2	2	1
Termination benefits	1	–	–
	26	27	35

(i) Time-apportioned fair value of unvested options and share awards.

(ii) Includes the value of the cash allowance in lieu of pension contributions.

Non-Executive Directors do not receive share-based payments or post employment benefits. Details are given in the Directors' remuneration report of the individual Directors' remuneration and transactions between the group and key management personnel.

(d) Pension plans

The Diageo pension plans are recharged with the cost of administration services provided by the group to the pension plans and with professional fees paid by the group on behalf of the pension plans. The total amount recharged for the year was £13 million (2014 – £17 million; 2013 – £11 million).

(e) Directors' remuneration

	2015 £ million	2014 £ million	2013 £ million
Salaries and benefits	2	3	3
Annual incentive plan	1	–	3
Non-executive director's fees	1	1	1
Share option exercises ⁽ⁱ⁾	–	4	13
Shares vesting ⁽ⁱⁱ⁾	5	7	10
Post employment benefits ⁽ⁱⁱⁱ⁾	1	1	1
	10	16	31

(i) Gains on options realised in the year and the benefit from share awards, calculated by using the share price applicable on the date of exercise of the share options and release of the awards.

(ii) Includes the value of the cash allowance in lieu of pension contributions.

Details of the individual Directors' remuneration are given in the Directors' remuneration report.

21. PRINCIPAL GROUP COMPANIES

The companies listed below include those which principally affect the profits and assets of the group. The operating companies listed below may carry on the business described in the countries listed in conjunction with their subsidiaries and other group companies.

	Country of incorporation	Country of operation	Percentage of equity owned ⁽ⁱ⁾	Business description
Subsidiaries				
Diageo Ireland	Republic of Ireland	Worldwide	100%	Production, marketing and distribution of premium drinks
Diageo Great Britain Limited	England	Worldwide	100%	Marketing and distribution of premium drinks
Diageo Scotland Limited	Scotland	Worldwide	100%	Production, marketing and distribution of premium drinks
Diageo Brands B.V.	Netherlands	Worldwide	100%	Marketing and distribution of premium drinks
Diageo North America, Inc.	United States	Worldwide	100%	Production, importing, marketing and distribution of premium drinks
United Spirits Limited ⁽ⁱⁱ⁾	India	India	54.78%	Production, importing, marketing and distribution of premium drinks
Diageo Capital plc ⁽ⁱⁱⁱ⁾	Scotland	United Kingdom	100%	Financing company for the group
Diageo Finance plc ⁽ⁱⁱⁱ⁾	England	United Kingdom	100%	Financing company for the group
Diageo Investment Corporation	United States	United States	100%	Financing company for the US group
Mey İçki Sanayi ve Ticaret A.Ş.	Turkey	Turkey	100%	Production, marketing and distribution of premium drinks
Associates				
Moët Hennessy, SNC ^(iv)	France	France	34%	Production, marketing and distribution of premium drinks

(i) All percentages, unless otherwise stated, are in respect of holdings of ordinary share capital and are equivalent to the percentages of voting rights held by the group.

(ii) Excluding 2.38% owned by the USL Benefit Trust.

(iii) Directly owned by Diageo plc.

(iv) French partnership.

COMPANY BALANCE SHEET

	Notes	30 June 2015		30 June 2014 (restated)	
		£ million	£ million	£ million	£ million
Fixed assets					
Investments	2		27,042		27,028
Current assets					
Debtors – due within one year					
Amounts owed by group undertakings			945		26
Financial assets	3		3		3
Other debtors			61		74
Debtors – due after one year					
Financial assets	3		347		317
Cash at bank			3		4
			1,359		424
Creditors – due within one year					
Financial liabilities	3		(49)		(3)
Other liabilities			(54)		(51)
			(103)		(54)
Net current assets			1,256		370
Total assets less current liabilities			28,298		27,398
Creditors – due after one year					
Amounts owed to group undertakings			(8,576)		(7,914)
Financial liabilities	3		(347)		(316)
Other creditors			(12)		(17)
			(8,935)		(8,247)
Provisions for liabilities and charges	4		(178)		(185)
Net assets before post employment liabilities			19,185		18,966
Post employment liabilities			(4)		(4)
Net assets			19,181		18,962
Capital and reserves					
Called up share capital			797		797
Share premium			1,346		1,345
Merger reserve			9,161		9,161
Other reserves			3,146		3,146
Profit and loss account			4,731		4,513
Shareholders' funds	6		19,181		18,962

Figures as at 30 June 2014 have been restated following a change in the disclosure of certain derivatives with subsidiary undertakings. For an explanation of the effect of the restatement see basis of preparation.

The accompanying notes are an integral part of these parent company financial statements.

These financial statements were approved by a duly appointed and authorised committee of the board of directors on 29 July 2015 and were signed on its behalf by Ivan Menezes and Deirdre Mahlan, Directors.

Company registration number No. 23307

ACCOUNTING POLICIES OF THE COMPANY

Basis of preparation

The financial statements are prepared on a going concern basis under the historical cost convention, modified to include revaluations to fair value of certain financial instruments, in accordance with the Companies Act 2006 and UK GAAP.

By virtue of section 408 of the Companies Act 2006 the company is exempt from presenting a profit and loss account and disclosing employee numbers and staff costs. The company has taken advantage of the exemption from preparing a cash flow statement under the provisions of FRS 1 (Revised 1996) and the exemption contained in FRS 8 and has not separately disclosed transactions with wholly owned subsidiary undertakings and the exemption in FRS 29 and has not separately disclosed information about financial instruments.

The group has revised the disclosure of certain comparative amounts in the company balance sheet. In the year ended 30 June 2014 certain derivatives with subsidiary undertakings with a fair value of £114 million were presented net in the balance sheet and are now disclosed gross in financial assets and liabilities. This revised presentation is consistent with the settlement arrangement for these derivatives. The revision had no impact on net assets nor net profit.

Future changes to accounting policies

The Financial Reporting Council recently issued *FRS 100 – Application of Financial Reporting Requirements*, *FRS 101 – Reduced Disclosure Framework* and *FRS 102 – The Financial Reporting Standard applicable in the UK and Republic of Ireland* which will be first effective for the company for the year ending 30 June 2016. FRS 100 sets out the overall financial reporting framework whereas FRS 101 applies to the company financial statements allowing them to apply the same accounting policies as the IFRS group accounts but with less disclosure. FRS 102 will replace the current UK GAAP standards with an IFRS based new standard and include a set of disclosure exemptions for qualifying entities formerly preparing UK GAAP financial standards. The company will adopt FRS 101, for its financial statements, for the year ending 30 June 2016. Based on a preliminary assessment the company believes the change will have no significant impact on its results or financial position.

The following paragraphs describe the significant accounting policies under UK GAAP, which have been consistently applied for the year ended 30 June 2015.

Investments

Investments in subsidiaries are stated at their historical cost (i.e. the fair value of the consideration given by the company) less, where appropriate, impairment provisions for any permanent decrease in value. The carrying amounts of the company's investments are reviewed at each reporting date to determine whether there is an indication of impairment. If such an indication exists, then the asset's recoverable amount is estimated. Losses are recognised in profit or loss account and reflected in an allowance against the carrying value. When a subsequent event causes the amount of impairment loss to decrease, the decrease in impairment loss is reversed through profit or loss account.

Dividends paid and received

The interim dividend is included in the financial statements in the year in which it is approved by the directors, and the final dividend in the year in which it is approved by shareholders at the annual general meeting. Dividends received are included in the financial statements in the year in which they are receivable.

Share-based payments – employee benefits

The fair value of equity settled share options and share grants is initially measured at grant date based on the binomial or Monte Carlo models and is charged to the profit and loss account over the vesting period. For equity settled shares the credit is included in retained earnings in equity. Cancellations of share options are treated as an acceleration of the vesting period and any outstanding charge is recognised in operating profit immediately. Shares of Diageo plc held by the company for the purpose of fulfilling obligations in respect of various employee share plans around the group are deducted from equity in the balance sheet. Any surplus or deficit arising on the sale of the Diageo plc shares held by the company is included as a movement in equity. Where the company grants options over its own shares to the employees of its subsidiaries, it recharges the cost to the relevant group company.

Pensions and other post employment benefits

The Diageo group operates a number of defined benefit pension plans. It is not possible to allocate the assets and liabilities of these pension plans between individual companies and therefore the company accounts for them as defined contribution plans. Contributions payable in respect of defined contribution plans in respect of current and former employees are charged to operating profit as incurred. The company operates a number of other post employment benefit plans which are unfunded. The liability in respect of these plans is recognised on the balance sheet representing the present value of the obligations under the plans, net of related deferred tax.

Taxation

Current tax is based on taxable profit for the year. This requires an estimation of the current tax liability together with an assessment of the timing differences which arise as a consequence of different accounting and tax treatments. Full provision for deferred tax is made for timing differences between the recognition of gains and losses in the financial statements and their recognition in tax computations. The amount of deferred tax reflects the expected recoverable amount and is based on the expected manner of realisation or settlement of the carrying amount of assets and liabilities, using the basis of taxation enacted or substantively enacted by the balance sheet date. The company does not discount these balances. Tax benefits are not recognised unless it is probable that the tax positions are sustainable. Once considered to be probable, management reviews each material tax benefit to assess whether a provision should be taken against full recognition of the benefit on the basis of potential settlement through negotiation and/or litigation. Any interest and penalties on tax liabilities are provided for in the tax charge.

Financial instruments

Derivative financial instruments are recognised in the balance sheet at fair value calculated using discounted cash flow techniques based on market data applied consistently for similar types of instruments. Changes in the fair value of derivatives are reported in the income statement.

NOTES TO THE COMPANY FINANCIAL STATEMENTS

1. PROFIT AND LOSS ACCOUNT

Note 3 to the consolidated financial statements of the group provides details of the remuneration of the company's auditor for the group.

Information on directors' emoluments, share and other interests, transactions and pension entitlements is included in the directors' remuneration report in this Annual Report.

2. INVESTMENTS

	£ million
Cost	
At 30 June 2014	27,314
Addition	250
Disposal	(236)
At 30 June 2015	27,328
Impairment losses	
At 30 June 2015 and at 30 June 2014	286
Carrying amount	
At 30 June 2015	27,042
At 30 June 2014	27,028

On 22 June 2015 Tanqueray Gordon and Company Limited, a wholly owned subsidiary undertaking, increased its share capital by issuing 2,500,000 new ordinary shares of £100 each to Diageo plc.

6. SHAREHOLDERS' FUNDS

	Share capital £ million	Share premium £ million	Merger reserve £ million	Capital redemption reserve £ million	Profit and loss account			Total shareholders' funds £ million
					Own shares £ million	Other £ million	Total £ million	
At 30 June 2013	797	1,344	9,161	3,146	(2,232)	6,457	4,225	18,673
Profit for the year	-	-	-	-	-	1,594	1,594	1,594
Employee share schemes	-	-	-	-	(48)	(67)	(115)	(115)
Share-based incentive plans	-	-	-	-	-	37	37	37
Shares issued	-	1	-	-	-	-	-	1
Dividends paid	-	-	-	-	-	(1,228)	(1,228)	(1,228)
At 30 June 2014	797	1,345	9,161	3,146	(2,280)	6,793	4,513	18,962
Profit for the year	-	-	-	-	-	1,530	1,530	1,530
Employee share schemes	-	-	-	-	52	(58)	(6)	(6)
Share-based incentive plans	-	-	-	-	-	35	35	35
Shares issued	-	1	-	-	-	-	-	1
Dividends paid	-	-	-	-	-	(1,341)	(1,341)	(1,341)
At 30 June 2015	797	1,346	9,161	3,146	(2,228)	6,959	4,731	19,181

(a) Allotted and fully paid share capital – ordinary shares of 28^{101/108} pence each

	Number of shares million	Nominal value £ million
At 30 June 2015, 30 June 2014 and 30 June 2013	2,754	797

(b) Merger reserve

On the acquisition of a business, or of an interest in an associate, fair values, reflecting conditions at the date of acquisition, are attributed to the net assets acquired. Where merger relief is applicable under the UK Companies Acts, the difference between the fair value of the business acquired and the nominal value of shares issued as purchase consideration is treated as a merger reserve.

On 30 June 2015 100% of the investment in the Gleneagles Hotels Limited was sold to the Ennismore Group at fair value.

A list of group companies as at 30 June 2015 is provided in note 7.

3. FINANCIAL ASSETS AND LIABILITIES

Financial assets and liabilities comprise the fair value of interest rate swaps and cross currency interest rate swaps with subsidiary undertakings.

4. PROVISIONS FOR LIABILITIES AND CHARGES

A provision was established in the year ended 30 June 2005 in respect of the discounted value of the company's commitment to the UK Thalidomide Trust, and will be utilised over the period of the commitment up to 2037.

	£ million
At 30 June 2014	185
Provision utilised during the year	(17)
Unwinding of discounts	10
At 30 June 2015	178

5. CONTINGENT LIABILITIES

The company has guaranteed certain borrowings of subsidiaries which at 30 June 2015 amounted to £8,966 million (2014 – £8,738 million) and certain lease payment obligations until December 2031 of £311 million (2014 – £302 million).

The company has also provided irrevocable guarantees relating to the liabilities of certain of its Irish and Dutch subsidiaries. In addition, the company has provided a guarantee to the Guinness Ireland Group Pension Scheme.

(c) Own shares

At 30 June 2015 own shares comprised 8 million ordinary shares held by employee share trusts (2014 – 10 million; 2013 – 7 million); 223 million ordinary shares repurchased and held as treasury shares (2014 – 223 million; 2013 – 223 million); and 17 million ordinary shares held as treasury shares for hedging share scheme grants (2014 – 20 million; 2013 – 21 million).

As at 30 June 2015 Guinness Ireland Group Pension Scheme hold 30,369 ordinary shares of Diageo plc (2014 – 35,696) shares.

Information on movements in own shares is provided in note 17(c) to the consolidated financial statements.

(d) Profit and loss account

The net balance on the profit and loss account is available for the payment of dividends.

7. GROUP COMPANIES

In accordance with Section 409 of the Companies Act 2006 a full list of subsidiaries, partnerships, associates, joint ventures and joint arrangements, the country of incorporation and the effective percentage of equity owned, as at 30 June 2015 are disclosed below. Unless otherwise stated the share capital disclosed comprises ordinary shares which are indirectly held by Diageo plc.

Fully owned subsidiaries

1759 Property Limited (Republic of Ireland)
 Agropecuarias Las Marias I, C.A. (Venezuela)
 AGS Employee Shares Nominees (Ireland) Limited⁽⁶⁾ (Republic of Ireland)
 Alexander & James B.V. (Netherlands)
 Allegro GmbH & Co.KG (Germany)
 Allegro Verwaltungen GmbH (Germany)
 Anyslam Investments (England)
 Anyslam Limited^{(6),(9)} (England)
 Arran Tradings, C.A. (Venezuela)
 Arthur Bell & Sons Limited⁽⁶⁾ (Scotland)
 Arthur Guinness Son & Company (Dublin) (Republic of Ireland)
 Atalantaf Limited (Bermuda)
 Ballroom Acquisition, Inc. (United States)
 Beijing Johnnie Walker House Ltd (China)
 Bundaberg Distilling Company Pty. Limited⁽⁹⁾ (Australia)
 Bundaberg Distilling Investments Pty Ltd⁽⁹⁾ (Australia)
 Carillon U.K. Limited⁽⁶⁾ (Scotland)
 Cellarers (Wines) Limited (England)
 CJSC D Distribution (Russia)
 CJSC IDV Selviac⁽⁶⁾ (Russia)
 Clyde Trading, C.A.⁽⁹⁾ (Venezuela)
 Colorado Drinks, S.L.U. (Spain)
 Crescendo Australia Pty Ltd⁽⁹⁾ (Australia)
 Cupar Trading, C.A.⁽⁹⁾ (Venezuela)
 D.C.L (Holdings) Australia Proprietary Limited^{(6),(9)} (Australia)
 Deasy & Co. Limited (Republic of Ireland)
 DEF Investments Limited (England)
 DIAGEO – Guinness USA Inc. (United States)
 Diageo (IH) Limited⁽⁶⁾ (England)
 Diageo (Shanghai) Limited (China)
 Diageo Africa B.V. (Netherlands)
 Diageo Americas Supply Quebec Distribution Inc. (Canada)
 Diageo Americas Supply, Inc. (United States)
 Diageo Americas, Inc. (United States)
 Diageo Angola Limitada (Angola)
 Diageo Argentina S.A. (Argentina)
 Diageo Asia Pacific Shared Services Centre Limited, Inc. (Philippines)
 Diageo Atlantic B.V. (Netherlands)
 Diageo Australia Limited⁽⁹⁾ (Australia)
 Diageo Austria GmbH (Austria)
 Diageo Balkans Limited (England)
 Diageo Belgium N.V. (Belgium)
 Diageo Brands B.V. (Netherlands)
 Diageo Brands Holdings B.V. (Netherlands)
 Diageo Brands Nigeria Ltd (Nigeria)
 Diageo Brasil Ltda (Brazil)
 Diageo Bulgaria Ltd (Bulgaria)
 DIAGEO Business Services Limited (Hungary)
 Diageo Canada Holdings Inc. (Canada)
 Diageo Canada Inc. (Canada)
 Diageo Capital B.V. (Netherlands)
 Diageo Capital plc⁽⁶⁾ (Scotland)
 Diageo Chateau & Estate Wines Company (United States)
 Diageo Chile Limitada (Chile)
 Diageo China Limited (China)
 Diageo CL1 Limited (England)
 Diageo Colombia S.A. (Colombia)
 Diageo Costa Rica S.A. (Costa Rica)
 Diageo Czech Marketing Services LLC (Czech Republic)
 Diageo Dağıtım Satış Ve Pazarlama A.Ş.⁽⁹⁾ (Turkey)
 Diageo Del Peru S.A. (Peru)
 Diageo Denmark AS (Denmark)
 Diageo Distilleries Private Limited⁽⁶⁾ (India)
 Diageo Distilling Limited⁽⁶⁾ (Scotland)
 Diageo Dominicana S.R.L (Dominican Republic)
 Diageo DV Limited (England)
 Diageo Eire Finance & Co (England)
 Diageo Employee Shares Nominees Limited^{(6),(9)} (England)
 Diageo Espana S.A. (Spain)
 Diageo Europe Holdings Limited (Republic of Ireland)
 Diageo Export SR Inc. (Philippines)
 Diageo Finance Australia LLP (England)
 Diageo Finance B.V. (Netherlands)
 Diageo Finance plc⁽⁶⁾ (England)
 Diageo Finance US Limited (England)
 Diageo Financing Turkey Limited (England)
 Diageo France Holdings S.E. (Netherlands)
 Diageo France Holdings SAS (France)
 Diageo France Investments S.E. (Netherlands)
 Diageo France Investments SAS. (France)
 Diageo France S.A.S. (France)
 Diageo Germany GmbH (Germany)
 Diageo Global Supply IBC Limited⁽⁶⁾ (Northern Ireland)
 Diageo Great Britain Limited (England)
 Diageo Greater China Limited⁽⁶⁾ (Hong Kong)
 Diageo Group Insurance Company Limited (Guernsey)
 Diageo GTME Pte Ltd (Singapore)
 Diageo Healthcare Limited⁽⁶⁾ (England)
 Diageo Hellas S.A. (Greece)
 Diageo Highlands B.V. (Netherlands)
 Diageo Highlands Holding B.V. (Netherlands)
 Diageo Holdings Limited⁽⁶⁾ (England)
 Diageo Holdings Netherlands B.V. (Netherlands)
 Diageo Holland Investments Limited⁽⁶⁾ (England)
 DIAGEO HUNGARY FINANCE Limited Liability Company (Hungary)
 DIAGEO Hungary Marketing Services Limited Liability Company (Hungary)
 Diageo Inc. (United States)
 Diageo India Private Limited⁽⁶⁾ (India)
 Diageo Investment Corporation (United States)
 Diageo Investment Holdings B.V. (Netherlands)
 Diageo Investment Holdings Limited (England)
 Diageo Ireland (Republic of Ireland)
 Diageo Ireland Finance 1 (Republic of Ireland)
 Diageo Ireland Finance 2 (Republic of Ireland)
 Diageo Ireland Finance 3 (Republic of Ireland)
 Diageo Ireland Holdings⁽⁶⁾ (Republic of Ireland)
 Diageo Ireland Pension Trustee Company Limited (Republic of Ireland)
 Diageo Ireland Quebec Distribution Inc. (Canada)
 Diageo Italia S.p.A. (Italy)
 Diageo Jamaica Limited (Jamaica)
 Diageo Japan K.K (Japan)
 Diageo Kazakhstan LLP. (Kazakhstan)
 Diageo Kenya Limited (Kenya)
 Diageo Korea Company Limited (South Korea)
 Diageo Latin America & Caribbean LLC (United States)
 Diageo Lebanon Holding SAL (Lebanon)
 Diageo Mexico Comercializadora S.A. de C.V. (Mexico)
 Diageo Mexico II, S.A. de C.V. (Mexico)
 Diageo Mexico S.A. de C.V. (Mexico)
 Diageo Mozambique Lda. (Mozambique)
 Diageo Nederland B.V. (Netherlands)
 Diageo New Zealand Limited⁽⁶⁾ (New Zealand)
 Diageo North America Foundation, Inc. (United States)
 Diageo North America, Inc.⁽⁹⁾ (United States)
 Diageo Northern Ireland Limited⁽⁶⁾ (Northern Ireland)
 Diageo Norway AS (Norway)
 Diageo Nueva Esparta, C.A. (Venezuela)
 Diageo Operations Italy S.p.A. (Italy)
 Diageo Overseas B.V. (Netherlands)
 Diageo Overseas Holdings Limited⁽⁶⁾ (England)
 Diageo Panama S.A. (Panama)
 Diageo Paraguay S.R.L. (Paraguay)
 Diageo Peru S.A. (Peru)
 Diageo Philippines Free Port Inc⁽⁶⁾ (Philippines)
 Diageo Philippines, Inc (Philippines)
 Diageo Polska LLC (Poland)
 Diageo Portugal - Distribuidora de Bebidas, Unipessoal, Lda (Portugal)
 Diageo Premier Holdings B.V. (Netherlands)
 Diageo Puerto Rico, Inc (Puerto Rico)
 Diageo Reunion 2 SAS⁽⁹⁾ (La Reunion)
 Diageo Reunion SA (La Reunion)
 Diageo RTD Hong Kong Limited (Hong Kong)
 Diageo Scotland Investment Limited (England)
 Diageo Scotland Limited (Scotland)
 Diageo Share Ownership Trustees Limited^{(6),(9)} (England)
 Diageo Singapore Pte Ltd. (Singapore)
 Diageo Singapore Supply Pte. Ltd. (Singapore)
 Diageo South Africa (Pty) Limited (South Africa)
 Diageo Southern Africa Markets (Pty) Ltd (South Africa)

Diageo Suisse S.A. (Switzerland)	Nicholas Doyle (New Ross) Limited (Republic of Ireland)
Diageo Supply Marracuene Lda. (Mozambique)	North Island United Enterprise Holdings Inc (Philippines)
Diageo Sweden AB (Sweden)	Oxford Estates Limited (England)
Diageo Taiwan Inc. (Panama)	Phenix Gabon SARL ⁽⁶⁾ (Gabon)
Diageo Treasury Australia LLP (England)	Piat Père et Fils B.V. (Netherlands)
Diageo Turkey Holdings Limited ⁽⁶⁾ (Republic of Ireland)	Powtom 11 Limited (Republic of Ireland)
Diageo UK Turkey Finance Limited (England)	Powtom 12 Limited (Republic of Ireland)
Diageo UK Turkey Holdings Limited ⁽⁶⁾ (England)	Powtom 13 Limited (Republic of Ireland)
Diageo UK Turkey Limited (England)	Powtom 14 Limited (Republic of Ireland)
Diageo Ukraine LLC (Ukraine)	Powtom 16 Limited (Republic of Ireland)
Diageo United Kingdom Limited ⁽⁶⁾ (England)	Powtom 17 Limited (Republic of Ireland)
Diageo Uruguay SA (Uruguay)	Powtom 18 Limited (Republic of Ireland)
Diageo US Holdings (England)	Powtom 19 Limited (Republic of Ireland)
Diageo US Investments (England)	Powtom 20 Limited (Republic of Ireland)
Diageo US Turkey LLC (United States)	PSP (Sales and Distribution) Limited ⁽⁶⁾ (England)
Diageo USVI, Inc. (United States)	PT Langgeng Kreasi Jayaprima (Indonesia)
Diageo Venezuela C.A (Venezuela)	R & A Bailey & Co (Republic of Ireland)
Diageo Vietnam (Vietnam)	R&A Bailey Pension Trustee Company Limited ^{(6), (6)} (Republic of Ireland)
Don Julio Agavera S.A. de C.V. (Mexico)	Relay B.V. ⁽⁶⁾ (Netherlands)
Don Julio B.V. (Netherlands)	Reldann Investments No. 12 Proprietary Limited (South Africa)
DV Paraguana, C.A. (Venezuela)	S & B Production Limited (Northern Ireland)
DV Release, C.A. (Venezuela)	Seagram Ukraine Limited ⁽⁶⁾ (Ukraine)
DV Trading, C.A. ⁽⁶⁾ (Venezuela)	Selviac Nederland B.V. (Netherlands)
E. Smithwick & Sons Limited (Republic of Ireland)	Servicios Agavera, S.A.de C.V. (Mexico)
Franchise Acceptance Corporation (Republic of Ireland)	Sichuan Chengdu Shuijingfang Group Co., Ltd (China)
Gilbey Canada Investments Limited (Canada)	Skye Trading, C.A. (Venezuela)
Gilbeys New Zealand Limited (New Zealand)	St. James's Gate Trading Company (Republic of Ireland)
Gilbeys of Ireland (R&D) Limited ⁽⁶⁾ (Republic of Ireland)	Stirrings, LLC (United States)
Gilbeys of Ireland Limited (Republic of Ireland)	Streetcar Investment Holding Pte. Ltd. (Singapore)
Global Farming Initiative B.V. (Netherlands)	Sumagro Limited ⁽⁶⁾ (Tanzania)
Grand Metropolitan (Cayman Islands) Limited ⁽⁶⁾ (Cayman Islands)	Tanqueray Gordon and Company, Limited ⁽⁶⁾ (England)
Grand Metropolitan Capital Company Limited (England)	Tequila Don Julio S.A. de C.V. (Mexico)
Grand Metropolitan Estates Limited (England)	Tequila Don Julio Servicios, S.A. de C.V. (Mexico)
Grand Metropolitan Holdings Limited ⁽⁶⁾ (England)	The Bulleit Distillery, Inc. (United States)
Grand Metropolitan International Holdings Limited (England)	The Connacht Mineral Water Company Limited (Republic of Ireland)
Grand Metropolitan Limited (England)	The Distillers Company (Biochemicals) Limited ⁽⁶⁾ (England)
Grandmet Foods (UK) Limited ⁽⁶⁾ (England)	The Pierre Smirnoff Company Limited ^{(6), (6)} (United States)
Guinness Cameroun S A (Cameroon)	The Pimm's Drinks Company Limited ⁽⁶⁾ (England)
Guinness Exports Limited ⁽⁶⁾ (England)	Trelawny Estates Limited (Jamaica)
Guinness France Holdings S.A.S (France)	Udiam Holdings AB (Sweden)
Guinness Hopstore Limited (Republic of Ireland)	UDV (SJ) Holdings Limited ⁽⁶⁾ (England)
Guinness Limited ⁽⁶⁾ (England)	UDV (SJ) Limited (England)
Guinness Overseas Holdings Limited ⁽⁶⁾ (England)	UDV Ireland Group ⁽⁶⁾ (Republic of Ireland)
Guinness Overseas Limited (England)	UDV Ireland Group (Trustees) Limited (Republic of Ireland)
Guinness Storehouse Ireland Pension Trustees Limited (Republic of Ireland)	UDV Operations Ireland Limited ⁽⁶⁾ (Republic of Ireland)
Guinness Storehouse Limited ⁽⁶⁾ (Republic of Ireland)	United Beverages Pension Trustees Limited (Republic of Ireland)
Guinness UDV Korea Limited ⁽⁶⁾ (South Korea)	United Beverages Sales Limited (Republic of Ireland)
Guinness Ventures Limited (Republic of Ireland)	United Distillers & Vintners (SJ) B.V. (Netherlands)
Harp Ireland Limited ⁽⁶⁾ (Republic of Ireland)	United Distillers & Vintners Philippines Inc (Philippines)
Horizon Developments Limited ⁽⁶⁾ (Cyprus)	United Distillers (Guernsey) Limited (Guernsey)
International Distillers - Zimbabwe (Private) Limited ⁽⁶⁾ (Zimbabwe)	United Distillers Canada Inc. (Canada)
Irish Ale Breweries (Republic of Ireland)	United Distillers France Limited ⁽⁶⁾ (England)
Irish Ale Breweries (Sales) Limited ⁽⁶⁾ (Republic of Ireland)	United Distillers France SAS (France)
Irish Ale Breweries Holdings ^{(6), (6)} (Republic of Ireland)	United Distillers Investments Limited (England)
Islay Trading, C.A. (Venezuela)	United Distillers Southern Africa (Proprietary) Limited (South Africa)
J & B Scotland Limited ⁽⁶⁾ (Scotland)	United Distillers UK plc ⁽⁶⁾ (Scotland)
James Buchanan & Company Limited ⁽⁶⁾ (England)	United National Breweries (SA) Proprietary Limited (South Africa)
John Haig & Company Limited (Scotland)	Ursus Vodka Holding N.V. (Netherlands)
John Walker and Sons Limited ⁽⁶⁾ (England)	Vast Fund Limited (Hong Kong)
Joseph E. Seagram & Sons Limited ^{(6), (6)} (Canada)	Vignobles Internationaux S.A.S. (France)
Jus-Roe Limited ⁽⁶⁾ (England)	W. & A. Gilbey Limited ⁽⁶⁾ (England)
Justerini & Brooks, Limited (England)	Wed.A.P.Boonekamp B.V. (Netherlands)
L4L Trading, C.A. (Venezuela)	Werneth Mould Engineering Limited ⁽⁶⁾ (England)
Lamington Company ⁽⁶⁾ (Republic of Ireland)	William Sanderson and Son Limited ⁽⁶⁾ (Scotland)
Lismore Trading, C.A. (Venezuela)	Winchester House Property Company Limited (England)
LLC Diageo Brands Distributors (Russia)	Ypioca Agricola LTDA (Brazil)
LLC Society for Revival of Traditions of P.A.Smirnov (Russia)	Ypioca industrial de Bebidas S.A. (Brazil)
Macardle Moore & Company Limited ⁽⁶⁾ (Republic of Ireland)	Zepf Technologies UK Limited (Scotland)
Meta Abo Brewery Share Company (Ethiopia)	Zeta Importers, C.A. ⁽⁶⁾ (Venezuela)
Mey Alkollü İçkiler Sanayi ve Ticaret A.Ş. (Turkey)	
Mey İçki Sanayi ve Ticaret A.Ş. (Turkey)	
Mull Trading, C.A. (Venezuela)	
Myers Rum Company (Jamaica) Limited ⁽⁶⁾ (Jamaica)	
Nangor Holdings ⁽⁶⁾ (Republic of Ireland)	
National Sorghum Breweries Properties Proprietary Limited (South Africa)	
Newsshelf 1167 Proprietary Limited ⁽⁶⁾ (South Africa)	

Subsidiaries where the effective interest is less than 100%^(x)

Allsopp (East Africa) Limited⁽ⁱ⁾ (Kenya, 48.52%)
 ANEJOS DE ALTURA, SOCIEDAD ANÓNIMA (Guatemala, 50%)
 Asian Opportunities and Investment Limited^(xii) (Mauritius, 54.78%)
 Bouvet Ladubay S.A.^(xiii) (France, 54.78%)
 California Simulcast Inc.^(iv) (United States, 80%)
 Central Glass Industries (Kenya, 50.03%)
 Chaplin Landais SAS^(xiii) (France, 54.78%)
 Chengdu Jianghai Trade Development Co. Limited (China, 39.71%)
 Chengdu Jiayuan Jiuye Marketing Co. Limited^(iv) (China, 39.71%)
 Chengdu Rongshangfang Marketing Co. Limited (China, 39.71%)
 Chengdu Ruijin Trade Co. Limited (China, 39.71%)
 Chengdu Shuijingfang Jiuye Co. Limited (China, 39.71%)
 Chengdu Shuijingfang Marketing Co. Limited (China, 39.71%)
 Chengdu Tengyuan Jiuye Marketing Co. Limited (China, 39.71%)
 D/CE Holdings LLC (United States, 50%)
 DC Brands B.V.^(v) (Netherlands, 50%)
 Desnoes & Geddes Limited (Jamaica, 57.87%)
 Diageo Lebanon SAL (Lebanon, 84.99%)
 EABL (Tanzania) Limited^(iv) (Tanzania, 50.03%)
 EABL International Limited (Kenya, 50.03%)
 East African Beverages (Southern Sudan) Limited (Republic of South Sudan, 99%)
 East African Breweries Limited (Kenya, 50.03%)
 East African Maltings (Uganda) Limited (Uganda, 50.03%)
 East African Maltings Limited (Kenya, 50.03%)
 Four Seasons Wines Limited^(xiii) (India, 54.78%)
 Gilbeys East Africa Limited^(iv) (Kenya, 76.85%)
 Guinness Canada Limited (Canada, 51%)
 Guinness Ghana Breweries Limited (Ghana, 52.42%)
 Guinness Nigeria plc (Nigeria, 54.32%)
 Harp Distributors Limited^(iv) (Kenya, 76.85%)
 Industrias Pampero C.A.^(vi) (Venezuela, 96.8%)
 International Distillers Kenya Limited^(iv) (Kenya, 76.85%)
 International Distillers Uganda Limited (Uganda, 50.03%)
 Kenya Breweries Limited (Kenya, 50.03%)
 Kenya Distillers Limited^(iv) (Kenya, 76.85%)
 Kenya Liquor Distributors Limited^(iv) (Kenya, 76.85%)
 Ketel One Worldwide B.V.^(vii) (Netherlands, 50%)
 Lakeside MWS Limited Liability Partnership (England)
 Lochside MWS Limited Partnership (Scotland)
 Liquidity Inc. LLC ^(xiii) (United States, 27.94%)
 Masterplan (Kenya) Limited^(iv) (Kenya, 50.03%)
 McDowell & Co (Scotland) Ltd^(xiii) (England, 54.78%)
 Montrose International SA^(xiii) (Panama, 54.78%)
 Palmer Investment Group Limited^(xiii) (British Virgin Islands, 54.78%)
 Pioneer Distilleries Limited^(xiii) (India, 41.01%)
 Royal Challengers Sports Private Limited^(xiii) (India, 54.78%)
 RUM CREATION & PRODUCTS, INC.^(viii) (British Virgin Islands, 50%)
 Salopia Limited^(iv) (Kenya, 50.03%)
 Serengeti Breweries Limited (Tanzania, 32.52%)
 Seychelles Breweries Limited (Seychelles, 50.4%)
 Shaw Wallace Overseas Limited^(iv) (England, 54.78%)
 Sichuan Shuijingfang Co. Limited (China, 39.71%)
 Sichuan Shuijingfang Company Ltd (China, 39.71%)
 Sichuan Shuijingfang Jiuye Co. Limited^(iv) (China, 39.71%)
 Sierra Leone Brewery Limited^(iv) (Sierra Leone, 11.59%)
 Sovereign Distilleries Limited^(xiii) (India, 54.78%)
 SW Finance Co. Limited^(xiii) (India, 54.78%)
 Tembo Properties Limited^(iv) (Kenya, 50.03%)
 Tern Distilleries Private Limited^(xiii) (India, 54.78%)
 Türk Alkollü İçki ve Şarap Endüstrisi Ltd.Şti. (North Cyprus, 66%)
 Tusker Football Club (Kenya, 50.03%)
 UB Sports Management Overseas LTD^(xiii) (Jersey, 54.78%)
 UDV Kenya Limited (Kenya, 76.85%)
 Uganda Breweries Limited (Uganda, 49.03%)
 ULM Holdings Inc.^(ix) (Philippines, 40%)
 United Spirits (Great Britain) Limited^(xiii) (England, 54.78%)
 United Spirits (Shanghai) Trading Company Ltd^(xiii) (China, 54.78%)
 United Spirits (UK) Limited^(xiii) (England, 54.78%)
 United Spirits Limited^(xiii) (India, 54.78%)
 United Spirits Nepal Pvt. Limited^(xiii) (Nepal, 45.17%)
 United Spirits Singapore Pte. Ltd.^(xiii) (Singapore, 54.78%)
 United Spirits Singapore Trading Pte Ltd^(xiii) (Singapore, 54.78%)
 USL Holdings (UK) Limited (England, 54.78%)
 USL Holdings Limited^(xiii) (British Virgin Islands, 54.78%)
 Vietnam Spirits and Wine LTD (Vietnam, 55%)

Associates

Ballindalloch Distillery LLP (Scotland, 33.33%)
 Ban Poitin Ltd (England, 20%)
 Belsazar GmbH (Germany, 20%)
 Canbrew B.V.^(x) (Netherlands, 28.16%)
 Clarendon Distillers Limited (Jamaica, 27%)
 Compania Cervecera De Canarias, S.A. (Spain, 20%)
 DHN Drinks (Pty) Ltd (South Africa, 42.25%)
 Hanoi Liquor Joint Stock Company (Halico) (Vietnam, 45.56%)
 International Brands Developers N.V. (Curacao, 25%)
 Moët Hennessy International SAS (France, 34%)
 Moët Hennessy, SNC (France, 34%)
 Mr Black Spirits Party Ltd.^(xii) (Australia, 10.03%)
 Namibia Breweries Limited (Namibia, 15.01%)
 NBL Investment Holdings (Pty) Limited (Namibia, 22.15%)
 Sedibeng Brewery (Pty) Ltd. (South Africa, 25%)
 Seedlip Ltd^(vii) (England, 20%)
 The Rouge Group Limited (Hong Kong, 20%)
 The Scotch Whisky Heritage Centre Limited^(vii) (Scotland, 22.38%)
 The Westbourne Drinks Company Limited^(vii) (England, 20%)
 Valdomiño Premium Spirits, S.L. (Spain, 20%)
 Zwack Unicum plc (Hungary, 26%)

Joint ventures

Celebrations Brand Limited (Jamaica, 50%)
 GAPL Pte Limited (Singapore, 49.99%)
 Guinness Anchor Berhad (Malaysia, 25.5%)
 Guinness Anchor Marketing Sendirian Berhad (Malaysia, 25.5%)
 Guinness Sabah Sendirian Berhad^(iv) (Malaysia, 25.5%)
 Lothian Distillers Limited (Scotland, 50%)
 Malayan Breweries (Malaya) Sendirian Berhad^(iv) (Malaysia, 25.5%)
 North British Distillery Company Limited (Scotland, 50%)
 Ramaha Corporation (M) Sendirian Berhad^(iv) (Malaysia, 25.5%)

Joint operations^(xii)

Brandhouse Beverages (Pty) Limited (South Africa, 72.26%)
 Diageo Heineken Namibia B.V. (Netherlands, 50%)
 Diageo Kirin Company Limited (Japan, 51%)
 Diageo Moët Hennessy (Thailand) Limited (Thailand, 63.02%)^(xiii)
 Diageo Moët Hennessy B.V.^(vii) (Netherlands, 67%)
 Gist Dominicana S.A.^(ix) (Dominican Republic, 60.25%)
 HA&COM Bebidas del Mundo, SA (Costa Rica, 50%)
 Holcom Industrial, SA (Costa Rica, 47.35%)
 Industria de Licores Internacionales S.A.^(ix) (Dominican Republic, 59.71%)
 MHD Moët Hennessy Diageo K.K. (Japan, 67%)^(xiii)
 MHD Moët Hennessy Diageo SAS (France, 0.05%)
 Moët Hennessy Diageo (China) Co Ltd (China, 67%)^(xiii)
 Moët Hennessy Diageo Hong Kong Limited (Hong Kong, 67%)^(xiii)
 Moët Hennessy Diageo Macau Limited (Macau, 67%)^(xiii)
 Moët Hennessy Diageo Malaysia Sdn Bhd. (Malaysia, 67%)^(xiii)
 Moët Hennessy Diageo Singapore Pte. Ltd (Singapore, 67%)^(xiii)
 Seagram Dominicana S.A.^(ix) (Dominican Republic, 60.83%)
 Seagram European Customer Services Limited^(iv) (England, 60.9%)
 Trafalgar Metropolitan Homes Limited (England, 50%)

- (i) Directly owned by Diageo plc.
- (ii) Dormant company.
- (iii) Ownership held in class of A shares.
- (iv) Ownership held in class of B shares.
- (v) Ownership held in class of A shares and B shares.
- (vi) Ownership held in preference shares.
- (vii) Ownership held in equity shares.
- (viii) Ownership held in equity shares and preference shares.
- (ix) 99.11% owned by Diageo plc.
- (x) Companies controlled by the group based on management's assessment.
- (xi) Diageo shares joint control over the company under a shareholders' agreement, and its rights to the profit, assets and liabilities of the company are dependent on the performance of the group's brands rather the effective equity ownership of the company.
- (xii) Based on 54.78% equity investment in USL that excludes 2.38% owned by the USL Benefit Trust.
- (xiii) Day-to-day operation is managed by Moët Hennessy.
- (xiv) Day-to-day operation is managed by Diageo.

UNAUDITED FINANCIAL INFORMATION

1. FIVE YEARS FINANCIAL INFORMATION

The following tables present selected consolidated financial data for Diageo for the five years ended 30 June 2015 and as at the respective year ends. The data presented below has been derived from Diageo's audited consolidated financial statements.

Income statement data	Year ended 30 June				
	2015 £ million	2014 £ million	2013 £ million	2012 £ million	2011 £ million
Sales	15,966	13,980	15,276	14,392	13,043
Excise duties	(5,153)	(3,722)	(3,973)	(3,753)	(3,224)
Net sales	10,813	10,258	11,303	10,639	9,819
Cost of sales	(4,610)	(4,029)	(4,416)	(4,208)	(3,958)
Gross profit	6,203	6,229	6,887	6,431	5,861
Marketing	(1,629)	(1,620)	(1,769)	(1,671)	(1,520)
Other operating expenses	(1,777)	(1,902)	(1,738)	(1,652)	(1,789)
Operating profit	2,797	2,707	3,380	3,108	2,552
Non-operating items	373	140	(83)	147	(14)
Net interest and other finance charges	(412)	(388)	(457)	(441)	(449)
Share of after tax results of associates and joint ventures	175	252	217	229	192
Profit before taxation	2,933	2,711	3,057	3,043	2,281
Tax before exceptional items	(517)	(546)	(562)	(506)	(441)
Exceptional taxation	51	99	55	(505)	120
Profit from continuing operations	2,467	2,264	2,550	2,032	1,960
Discontinued operations	–	(83)	–	(11)	–
Profit for the year	2,467	2,181	2,550	2,021	1,960
Per share data	pence	pence	pence	pence	pence
Dividend per share	56.4	51.7	47.4	43.5	40.4
Earnings per share					
Basic					
Continuing operations – before exceptional items	88.8	95.5	103.1	92.6	81.6
Continuing operations – after exceptional items	95.0	93.0	98.0	76.6	74.3
Discontinued operations	–	(3.3)	–	(0.4)	–
Basic earnings per share	95.0	89.7	98.0	76.2	74.3
Diluted					
Continuing operations	94.6	92.6	97.4	76.2	74.1
Discontinued operations	–	(3.3)	–	(0.4)	–
Diluted earnings per share	94.6	89.3	97.4	75.8	74.1
	million	million	million	million	million
Weighted average number of shares	2,505	2,506	2,502	2,495	2,493

Balance sheet data	As at 30 June				
	2015 £ million	2014 £ million	2013 £ million	2012 £ million	2011 £ million
Non-current assets	18,134	15,495	16,481	15,098	12,633
Current assets	7,670	7,469	8,510	7,171	7,087
Total assets	25,804	22,964	24,991	22,269	19,720
Current liabilities	(5,290)	(4,851)	(5,519)	(4,762)	(4,903)
Non-current liabilities	(11,258)	(10,523)	(11,384)	(10,715)	(8,858)
Total liabilities	(16,548)	(15,374)	(16,903)	(15,477)	(13,761)
Net assets	9,256	7,590	8,088	6,792	5,959
Share capital	797	797	797	797	797
Share premium	1,346	1,345	1,344	1,344	1,343
Other reserves	1,994	2,243	3,154	3,213	3,300
Retained earnings/(deficit)	3,634	2,438	1,741	234	(195)
Equity attributable to equity shareholders of the parent company	7,771	6,823	7,036	5,588	5,245
Non-controlling interests	1,485	767	1,052	1,204	714
Total equity	9,256	7,590	8,088	6,792	5,959
Net borrowings	(9,527)	(8,850)	(8,403)	(7,573)	(6,480)

2. CONTRACTUAL OBLIGATIONS AND OTHER COMMITMENTS

	Payments due by period				
	Less than 1 year £ million	1-3 years £ million	3-5 years £ million	More than 5 years £ million	Total £ million
As at 30 June 2015					
Long term debt obligations	1,400	2,556	968	4,365	9,289
Interest obligations	340	479	334	1,434	2,587
Credit support obligations	76	–	–	–	76
Operating leases	96	131	102	217	546
Purchase obligations	1,037	921	393	217	2,568
Finance leases	51	69	86	127	333
Capital commitments	112	2	–	–	114
Deferred consideration payable	10	23	135	–	168
Post employment benefits ⁽ⁱ⁾	44	88	88	238	458
Provisions and other non-current payables	125	133	51	122	431
	3,291	4,402	2,157	6,720	16,570

(i) For further information see note 13(d) to the consolidated financial statements.

Long term debt obligations comprise the principal amount of borrowings (excluding foreign currency swaps) with an original maturity of greater than one year. Interest obligations comprise interest payable on these borrowings. Credit support obligations represent liabilities to counterparty banks in respect of cash received as collateral under credit support agreements. Purchase obligations include various long term purchase contracts entered into for the supply of raw materials, principally bulk whisk(e)y, grapes, cereals, cans and glass bottles. Contracts are used to guarantee the supply of raw materials over the long term and to enable a more accurate prediction of costs of raw materials in the future. Provisions and other non-current payables exclude £2 million in respect of vacant properties.

Corporate tax payable of £162 million and deferred tax liabilities are not included in the table above, as the ultimate timing of settlement cannot be reasonably estimated.

Management believe that it has sufficient funding for its working capital requirements.

Post employment contractual obligations comprise committed deficit contributions but exclude future service cost contributions.

3. OFF-BALANCE SHEET ARRANGEMENTS

Neither Diageo plc nor any member of the Diageo group has any off-balance sheet financing arrangements that currently have or are reasonably likely to have a material future effect on the group's financial condition, changes in financial condition, results of operations, liquidity, capital expenditure or capital resources.

ADDITIONAL INFORMATION FOR SHAREHOLDERS

RELATED PARTY TRANSACTIONS

Transactions with other related parties are disclosed in note 20 to the consolidated financial statements.

SHARE CAPITAL

Major shareholders

At 17 July 2015, the following substantial interests (3% or more) in the company's ordinary share capital (voting securities) had been notified to the company.

Shareholder	Number of ordinary shares	Percentage of issued ordinary share capital (excluding treasury shares)	Date of notification of interest
BlackRock Investment Management (UK) Limited (indirect holding)	147,296,928	5.89%	3 December 2009
Capital Research and Management Company (indirect holding)	124,653,096	4.99%	28 April 2009

The company has not been notified of any other substantial interests in its securities. The company's substantial shareholders do not have different voting rights. Diageo, so far as is known by the company, is not directly or indirectly owned or controlled by another corporation or by any government. Diageo knows of no arrangements, the operation of which may at a subsequent date result in a change of control of the company.

ARTICLES OF ASSOCIATION

The company is incorporated under the name Diageo plc, and is registered in England and Wales under registered number 23307.

The following description summarises certain provisions of Diageo's articles of association (as adopted by special resolution at the Annual General Meeting on 14 October 2009) and applicable English law concerning companies (the Companies Acts), in each case as at 17 July 2015. This summary is qualified in its entirety by reference to the Companies Acts and Diageo's articles of association.

Investors can obtain copies of Diageo's articles of association by contacting the Company Secretary at the.cosec@diageo.com.

Any amendment to the articles of association of the company may be made in accordance with the provisions of the Companies Act 2006, by way of special resolution.

Directors

Diageo's articles of association provide for a board of directors, consisting (unless otherwise determined by an ordinary resolution of shareholders) of not fewer than three directors and not more than 25 directors, in which all powers to manage the business and affairs of Diageo are vested. Directors may be elected by the members in a general meeting or appointed by Diageo's Board. At each annual general meeting, the following are required to retire and are then reconsidered for election/re-election, assuming they wish to stand for election/re-election: any director who has been appointed by Diageo's Board since the last annual general meeting; any director who has been in office during the two previous general meetings and did not retire at either of them; and any director who has been in office, other than in an executive position, for a continuous period of

nine years or more at the date of the meeting. There is no age limit requirement in respect of directors. Directors may also be removed before the expiration of their term of office in accordance with the provisions of the Companies Acts.

Voting rights

Voting on any resolution at any general meeting of the company is by a show of hands unless a poll is duly demanded. On a show of hands, (a) every shareholder who is present in person at a general meeting, and every proxy appointed by any one shareholder and present at a general meeting, has/have one vote regardless of the number of shares held by the shareholder (or, subject to (b), represented by the proxy), and (b) every proxy present at a general meeting who has been appointed by more than one shareholder has one vote regardless of the number of shareholders who have appointed him or the number of shares held by those shareholders, unless he has been instructed to vote for a resolution by one or more shareholders and to vote against the resolution by one or more shareholders, in which case he has one vote for and one vote against the resolution.

On a poll, every shareholder who is present in person or by proxy has one vote for every share held by that shareholder, but a shareholder or proxy entitled to more than one vote need not cast all his votes or cast them all in the same way (the deadline for exercising voting rights by proxy is set out in the form of proxy).

A poll may be demanded by any of the following:

- the chairman of the general meeting;
- at least three shareholders entitled to vote on the relevant resolution and present in person or by proxy at the meeting;
- any shareholder or shareholders present in person or by proxy and representing in the aggregate not less than one-tenth of the total voting rights of all shareholders entitled to vote on the relevant resolution; or
- any shareholder or shareholders present in person or by proxy and holding shares conferring a right to vote on the relevant resolution on which there have been paid up sums in the aggregate equal to not less than one-tenth of the total sum paid up on all the shares conferring that right.

Diageo's articles of association and the Companies Acts provide for matters to be transacted at general meetings of Diageo by the proposing and passing of two kinds of resolutions:

- ordinary resolutions, which include resolutions for the election, re-election and removal of directors, the declaration of final dividends, the appointment and re-appointment of the external auditor, the remuneration report and remuneration policy, the increase of authorised share capital and the grant of authority to allot shares; and
- special resolutions, which include resolutions for the amendment of Diageo's articles of association, resolutions relating to the disapplication of pre-emption rights, and resolutions modifying the rights of any class of Diageo's shares at a meeting of the holders of such class.

An ordinary resolution requires the affirmative vote of a simple majority of the votes cast by those entitled to vote at a meeting at which there is a quorum in order to be passed. Special resolutions require the affirmative vote of not less than three-quarters of the votes cast by those entitled to vote at a meeting at which there is a quorum in order to be passed. The necessary quorum for a meeting of Diageo is a minimum of two shareholders present in person or by proxy and entitled to vote.

A shareholder is not entitled to vote at any general meeting or class meeting in respect of any share held by him if he has been served with a restriction notice (as defined in Diageo's articles of association) after failure to provide Diageo with information concerning interests in those shares required to be provided under the Companies Acts.

Pre-emption rights and new issues of shares

While holders of ordinary shares have no pre-emptive rights under Diageo's articles of association, the ability of the directors to cause Diageo to issue shares, securities convertible into shares or rights to shares, otherwise than pursuant to an employee share scheme, is restricted. Under the Companies Acts, the directors of a company are, with certain exceptions, unable to allot any equity securities without express authorisation, which may be contained in a company's articles of association or given by its shareholders in a general meeting, but which in either event cannot last for more than five years. Under the Companies Acts, Diageo may also not allot shares for cash (otherwise than pursuant to an employee share scheme) without first making an offer to existing shareholders to allot such shares to them on the same or more favourable terms in proportion to their respective shareholdings, unless this requirement is waived by a special resolution of the shareholders.

Repurchase of shares

Subject to authorisation by special resolution, Diageo may purchase its own shares in accordance with the Companies Acts. Any shares which have been bought back may be held as treasury shares or, if not so held, must be cancelled immediately upon completion of the purchase, thereby reducing the amount of Diageo's issued share capital.

Restrictions on transfers of shares

The Board may decline to register a transfer of a certificated Diageo share unless the instrument of transfer (a) is duly stamped or certified or otherwise shown to the satisfaction of the Board to be exempt from stamp duty, and is accompanied by the relevant share certificate and such other evidence of the right to transfer as the Board may reasonably require, (b) is in respect of only one class of share and (c) if to joint transferees, is in favour of not more than four such transferees.

Registration of a transfer of an uncertificated share may be refused in the circumstances set out in the uncertificated securities rules (as defined in Diageo's articles of association) and where, in the case of a transfer to joint holders, the number of joint holders to whom the uncertificated share is to be transferred exceeds four.

The Board may decline to register a transfer of any of Diageo's certificated shares by a person with a 0.25% interest (as defined in Diageo's articles of association) if such a person has been served with a restriction notice (as defined in Diageo's articles of association) after failure to provide Diageo with information concerning interests in those shares required to be provided under the Companies Acts, unless the transfer is shown to the Board to be pursuant to an arm's length sale (as defined in Diageo's articles of association).

DOCUMENTS ON DISPLAY

The Annual Report on Form 20-F and any other documents filed by the company with the US Securities Exchange Commission may be inspected at the Securities and Exchange Commission's public reference room located at 100 F Street, NE, Washington, DC 20549 or on the SEC's website (www.sec.gov). Information on the operation of the public reference room can be obtained by calling the Securities and Exchange Commission at 1 800 SEC 0330.

WARNING TO SHAREHOLDERS – SHARE FRAUD

Please beware of the share fraud of 'boiler room' scams, where shareholders are called 'out of the blue' by fraudsters (sometimes claiming to represent Diageo) attempting to obtain money or property dishonestly. Further information is available in the investor section of the company's website (www.diageo.com) but in short, if in doubt, take proper professional advice before making any investment decision.

EXTERNAL LIMITED ASSURANCE OF SELECTED SUSTAINABILITY & RESPONSIBILITY PERFORMANCE DATA

We engaged KPMG LLP to undertake an independent limited assurance engagement, reporting to Diageo plc only, over selected Sustainability & Responsibility (S&R) performance data marked with the symbol Δ within the Strategic Report and Performance Addendum sections of this report. KPMG LLP used the International Standard on Assurance Engagements (ISAE) 3410: 'Assurance Engagements on Greenhouse Gas Statements' to assure the selected Greenhouse Gas performance data and ISAE 3000: 'Assurance Engagements Other Than Audits or Reviews of Historical Financial Information' to assure the other selected performance data, which includes data for water use, wastewater discharge (BOD) under direct control, waste to landfill and the lost time accident frequency rate, all marked with the symbol Δ .

KPMG LLP have issued an unqualified opinion over the selected S&R performance data and their full assurance opinion is available in the Responsibility section of our website at www.diageo.com.

The level of assurance provided for a limited assurance engagement is substantially lower than a reasonable assurance engagement. In order to reach their opinion, KPMG LLP performed a range of procedures which included interviews with management, examination of reporting systems and documentation, as well as selected data testing at various sites as well as at Head Office. A summary of the work they performed is included in their assurance opinion.

Non-financial performance information, greenhouse gas quantification in particular, is subject to more inherent limitations than financial information. It is important to read the selected S&R performance data contained within this report in the context of KPMG LLP's full limited assurance opinion and our reporting methodologies. Our reporting methodologies are included in the S&R Performance Addendum to the Annual Report, available at www.diageo.com.

CAUTIONARY STATEMENT CONCERNING FORWARD- LOOKING STATEMENTS

This document contains 'forward-looking' statements. These statements can be identified by the fact that they do not relate only to historical or current facts. In particular, forward-looking statements include all statements that express forecasts, expectations, plans, outlook and projections with respect to future matters, including trends in results of operations, margins, growth rates, overall market trends, the impact of changes in interest or exchange rates, the availability or cost of financing to Diageo, anticipated cost savings or synergies, expected investments, the completion of Diageo's strategic transactions and restructuring programmes, anticipated tax rates, expected cash payments, outcomes of litigation, anticipated deficit reductions in relation to pension schemes and general economic conditions. By their nature, forward-looking statements involve risk and uncertainty because they relate to events and depend on circumstances that will occur in the future. There are a number of factors that could cause actual results and developments to differ materially from those expressed or implied by these forward-looking statements, including factors that are outside Diageo's control.

These factors include, but are not limited to:

- changes in political or economic conditions in countries and markets in which Diageo operates, including changes in levels of consumer spending, failure of customer, supplier and financial counterparties or imposition of import, investment or currency restrictions;
- changes in consumer preferences and tastes, demographic trends or perceptions about health related issues, or contamination, counterfeiting or other circumstances which could harm the integrity or sales of Diageo's brands;
- developments in any litigation or other similar proceedings (including with tax, customs and other regulatory authorities) directed at the drinks and spirits industry generally or at Diageo in particular, or the impact of a product recall or product liability claim on Diageo's profitability or reputation;
- the effects of climate change and regulations and other measures to address climate change including any resulting impact on the cost and supply of water;
- changes in the cost or supply of raw materials, labour and/or energy;
- legal and regulatory developments, including changes in regulations regarding production, product liability, distribution, importation, labelling, packaging, consumption or advertising; changes in tax law, rates or requirements (including with respect to the impact of excise tax increases) or accounting standards; and changes in environmental laws, health regulations and the laws governing labour and pensions;
- the costs associated with monitoring and maintaining compliance with anti-corruption and other laws and regulations, and the costs associated with investigating alleged breaches of internal policies, laws or regulations, whether initiated internally or by external regulators, and any penalties or fines imposed as a result of any breaches;
- ability to maintain Diageo's brand image and corporate reputation, and exposure to adverse publicity, whether or not justified, and any resulting impacts on Diageo's reputation and the likelihood that consumers choose products offered by Diageo's competitors;

- increased competitive product and pricing pressures and unanticipated actions by competitors that could impact Diageo's market share, increase expenses and hinder growth potential;
- the effects of Diageo's strategic focus on premium drinks, the effects of business combinations, partnerships, acquisitions or disposals, existing or future, and the ability to realise expected synergies and/or costs savings;
- Diageo's ability to complete existing or future business combinations, restructuring programmes, acquisitions and disposals;
- contamination, counterfeiting or other events that could adversely affect the perception of Diageo's brands;
- increased costs or shortages of talent;
- disruption to production facilities or business service centres, and systems change programmes, existing or future, and the ability to derive expected benefits from such programmes;
- changes in financial and equity markets, including significant interest rate and foreign currency exchange rate fluctuations and changes in the cost of capital, which may reduce or eliminate Diageo's access to or increase the cost of financing or which may affect Diageo's financial results and movements to the value of Diageo's pension funds;
- renewal of supply, distribution, manufacturing or licence agreements (or related rights) and licences on favourable terms when they expire;
- technological developments that may affect the distribution of products or impede Diageo's ability to protect its intellectual property rights.

All oral and written forward-looking statements made on or after the date of this document and attributable to Diageo are expressly qualified in their entirety by the above factors and by the principal risks set out in the 'Strategic Report – How we protect our business: Risk management and principal risks'. Any forward-looking statements made by or on behalf of Diageo speak only as of the date they are made. Diageo does not undertake to update forward-looking statements to reflect any changes in Diageo's expectations with regard thereto or any changes in events, conditions or circumstances on which any such statement is based. The reader should, however, consult any additional disclosures that Diageo may make in any documents which it publishes and/or files with the US Securities and Exchange Commission (SEC). All readers, wherever located, should take note of these disclosures.

This document includes names of Diageo's products, which constitute trademarks or trade names which Diageo owns, or which others own and license to Diageo for use. All rights reserved.
© Diageo plc 2015.

The information in this document does not constitute an offer to sell or an invitation to buy shares in Diageo plc or an invitation or inducement to engage in any other investment activities.

This document includes information about Diageo's target debt rating. A security rating is not a recommendation to buy, sell or hold securities and may be subject to revision or withdrawal at any time by the assigning rating organisation. Each rating should be evaluated independently of any other rating.

Past performance cannot be relied upon as a guide to future performance.



Designed by Salterbaxter MSLGroup.

This report has been printed on Vision Superior – an FSC® certified paper containing 100% ECF pulp and manufactured at a mill accredited with the ISO 14001 and EMAS environmental standards.

Printed by CPI Colour on behalf of RR Donnelley. CPI Colour are ISO14001 certified, CarbonNeutral®, Alcohol Free and are FSC® and PEFC Chain of Custody certified. The inks used are vegetable oil based.

DIAGEO

Diageo plc

Lakeside Drive
Park Royal
London
NW10 7HQ
United Kingdom

T: +44 (0) 20 8978 6000

www.diageo.com

Registered in England
No. 23307

© 2015 Diageo plc.
All rights reserved.
All brands mentioned
in this Annual Report
are trademarks and are
registered and/or otherwise
protected in accordance
with applicable law.