

Siemens Corporate Responsibility

Facts and Figures 2005

Business and HR
Environment
Citizenship

How we collect data

We publish figures and information on the Internet on our business performance, our workforce, our environmental initiatives, and our citizenship programs around the world. In a company with more than 600 companies, almost 300 important manufacturing locations, and over 460,000 employees worldwide, gathering this data represents a sizeable logistical challenge. What adds to the complexity is that, in many cases, our consolidated companies are required to comply with national regulations governing what data they collect and how that data is recorded and disseminated, so the figures submitted do not always share a common baseline.

We have come a long way toward achieving data system compatibility worldwide, but we still encounter new situations that call for harmonization, particularly following acquisitions. This means that collecting data on a global scale is a costly and time-consuming process. We are therefore careful when it comes to deciding which information has the potential to improve the quality of our reporting and at the same time help us to manage our business more efficiently. Our dialogue with partners, investors, customers, and other stakeholders additionally provides us with valuable input and ideas.

Collecting HR data

We have developed new, unified, intranet-based information systems and have phased them in at our locations around the world. We set up a system to collect information on our employee base, HR Net Report. Once a year, we use it to gather HR data outside Germany. In fiscal 2005, we were able to include over 190 (35 percent) of our foreign consolidated companies in the survey. These companies employ in excess of 85 percent of our workforce outside Germany. With this high degree of coverage and with the comprehensive records we maintain in Germany, we have data on 90 percent of our worldwide employee base.

Environmental information platform

We have set up an internal environmental reporting platform, the Siemens Environmental and Technical Safety Information System. The system covers roughly 75 percent of our locations around the world.

Gathering information on citizenship projects

We collect information on projects described in the section on corporate citizenship by sending out requests each year to our Regional Companies. Due to the high response rate and the large number of reports received, we can only present a selection of examples here. Our goal, therefore, is to present a variety of topics and regional focuses while maintaining continuity of structure.

Business and HR

This section contains key figures and information on our business operations and our employee base for fiscal 2005. The human resources data we collect covers 85 percent of all our employees and is based on a survey of 40 percent of our companies. The figures are extrapolated for the whole of Siemens. Other facts and figures on Siemens are published in our latest Annual Report.

Key figures

In fiscal 2005, new orders climbed 11 percent to €83.8 billion and sales 7 percent to €75.4 billion. Siemens is aiming to grow twice as fast as the global economy over the next few years, and the Company reached this ambitious goal in fiscal 2005.

Income from continuing operations was €3.058 billion, level with the prior-year figure of €3.450 billion when a net benefit of €403 million related to the sale of shares in Infineon Technologies AG and a goodwill impairment are excluded. Net income was €2.248 billion, including a negative €810 million related to discontinued mobile phone operations. Net income of €3.405 billion in fiscal 2004 also included the €403 million net benefit.

SIEMENS

Key figures		
in millions of euros		
	2005 ¹⁾	2004 ¹⁾
New orders ²⁾	83,791	75,789
Sales ²⁾	75,445	70,237
Income from continuing operations	3,058	3,450
Loss from discontinued operations, net of income taxes	(810)	(45)
Net income	2,248	3,405
Net cash from operating and investing activities ²⁾	(1,489)	3,015
<i>therein: Net cash provided by operating activities</i>	4,217	4,704
<i>Net cash used in investing activities</i>	(5,706)	(1,689)
<i>Supplemental contributions to pension trusts</i> <i>(included in net cash provided by (used in)</i> <i>operating activities)</i>	(1,496)	(1,255)
<i>Net proceeds from the sale of Infineon shares</i> <i>(included in net cash provided by (used in) investing</i> <i>activities)</i>	–	1,794
Research and development expenses ²⁾	5,155	4,650
Shareholders' equity (September 30)	27,117	26,855
Employees ²⁾ (September 30, in thousands)	461	424

1) Fiscal year from October 1 to September 30

2) Continuing operations (excluding the discontinued mobile devices activities)

Stock market information

As of September 30, 2005, the capital stock of Siemens AG totaled €2,673 million, representing some 891 million shares with no par value and a notional value of €3.00 per share. Each share of common stock is entitled to one vote. In fiscal 2005, Siemens shares were listed on all German stock exchanges, the Swiss stock exchange, and stock exchanges in New York and London.



Stock market information		
in euros		
	2005 ¹⁾	2004 ¹⁾
Stock price range (XETRA closing prices, Frankfurt)		
High	66.18	68.30
Low	56.20	52.02
Year-end	64.10	59.21
Number of shares (year-end, in millions)	891	891
Market capitalization (year-end, in millions of euros) ²⁾	57,118	52,761
Per-share data		
Earnings per share ³⁾	3.43	3.87
Earnings per share (fully diluted) ³⁾	3.29	3.71
Dividend	1.35⁴⁾	1.25

1) Fiscal year from October 1 to September 30

2) On the basis of outstanding shares

3) On the basis of continuing operations

4) To be proposed at the Annual Shareholders' Meeting

Operating Groups' sales and earnings

Group profit from Operations was €4.687 billion (2004: €5.136 billion), including significant charges in the Information and Communications Groups and in the industry and distribution logistics businesses of the Logistics and Assembly Systems Group, which was dissolved effective October 1, 2005. Of the Groups, particularly strong earnings came from Automation and Drives, Medical Solutions, Power Generation, and Siemens VDO Automotive, as well as from our subsidiary Osram. In contrast, profit at the Communications Group was significantly lower than in fiscal 2004, the Siemens Business Services Group posted a substantial loss, and the Logistics and Assembly Systems Group's Industry and Distribution Logistics Division, including its material handling products business, incurred charges. These businesses were the primary factors accounting for the decline in Group profit from Operations compared with fiscal 2004.

SIEMENS

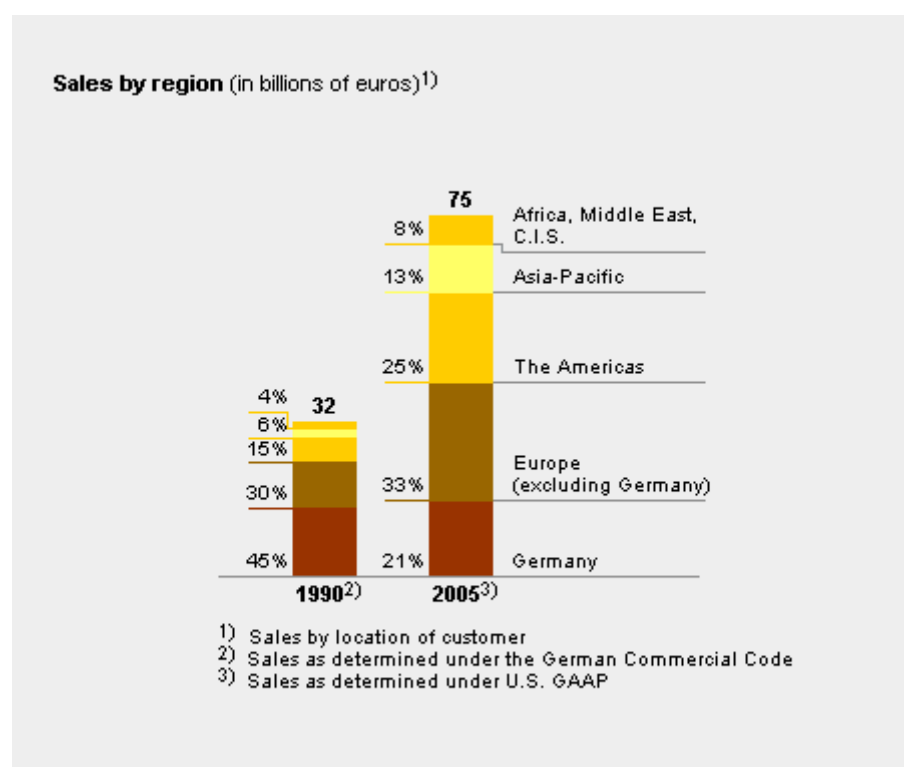
Operating Groups' sales and profit in 2005	Sales (in millions of €)	Profit (in millions of €)
Communications ¹⁾	13,141	454
Siemens Business Services	5,373	-690
Automation and Drives	9,844	1,210
Industrial Solutions and Services	5,390	139
Logistics and Assembly Systems	1,472	69
Siemens Building Technologies	4,415	181
Power Generation	8,061	951
Power Transmission and Distribution	4,250	212
Transportation Systems	4,190	45
Siemens VDO Automotive	9,610	630
Medical Solutions	7,626	976
Osram	4,300	465
Siemens Financial Services	542	319 ²⁾
Siemens Real Estate	1,621	144

1) The Groups ICN and ICM were combined into one Group named Communications as of October 1, 2004.

2) Income before income taxes

Sales by Region

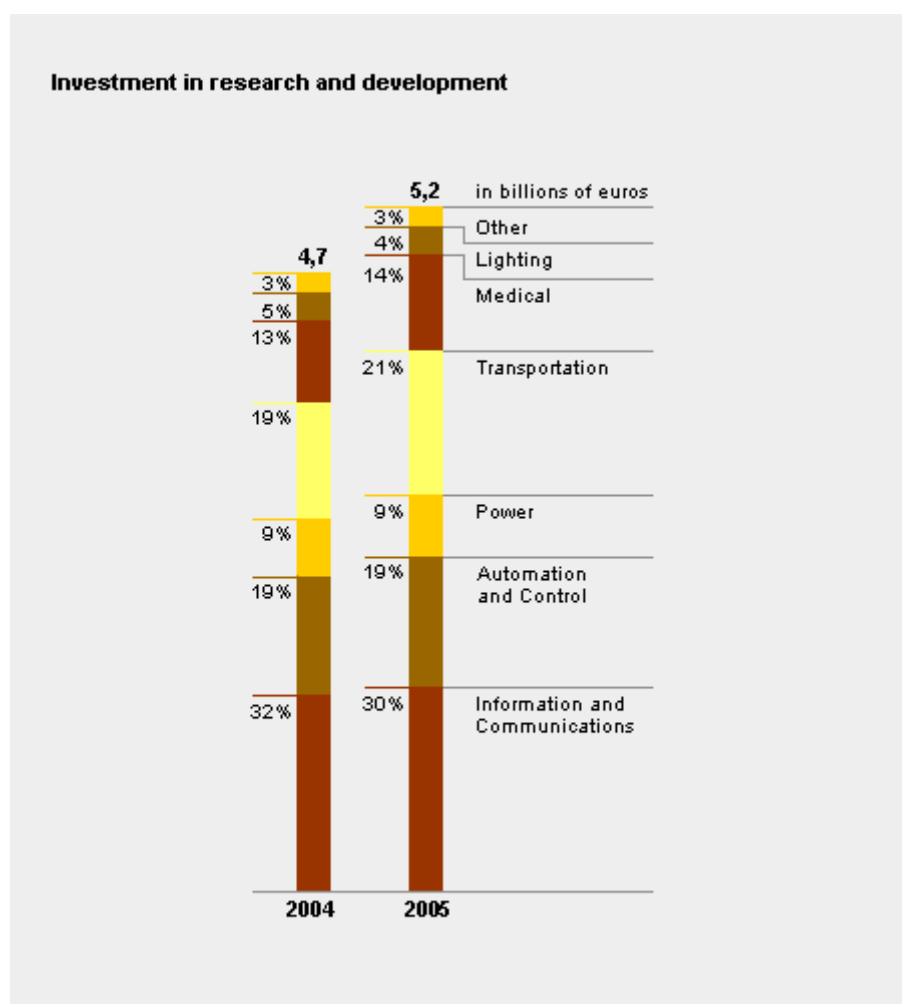
Siemens' total sales have more than doubled since the beginning of the 1990s. This development has resulted in major changes in our regional sales structure. In absolute terms, sales in Germany have remained virtually unchanged. As a share of total sales, however, they have declined about 50 percent, accounting now for slightly more than 20 percent of the total. The other European countries generate more than 30 percent of our business worldwide. North and South America now contribute about 25 percent of our global sales. Growth in Asia-Pacific, where we now generate substantially more than ten percent of our total sales, has been particularly strong. In the other economic regions, our primary focus is on growth markets in the Middle East and Russia.



Investments in research and development

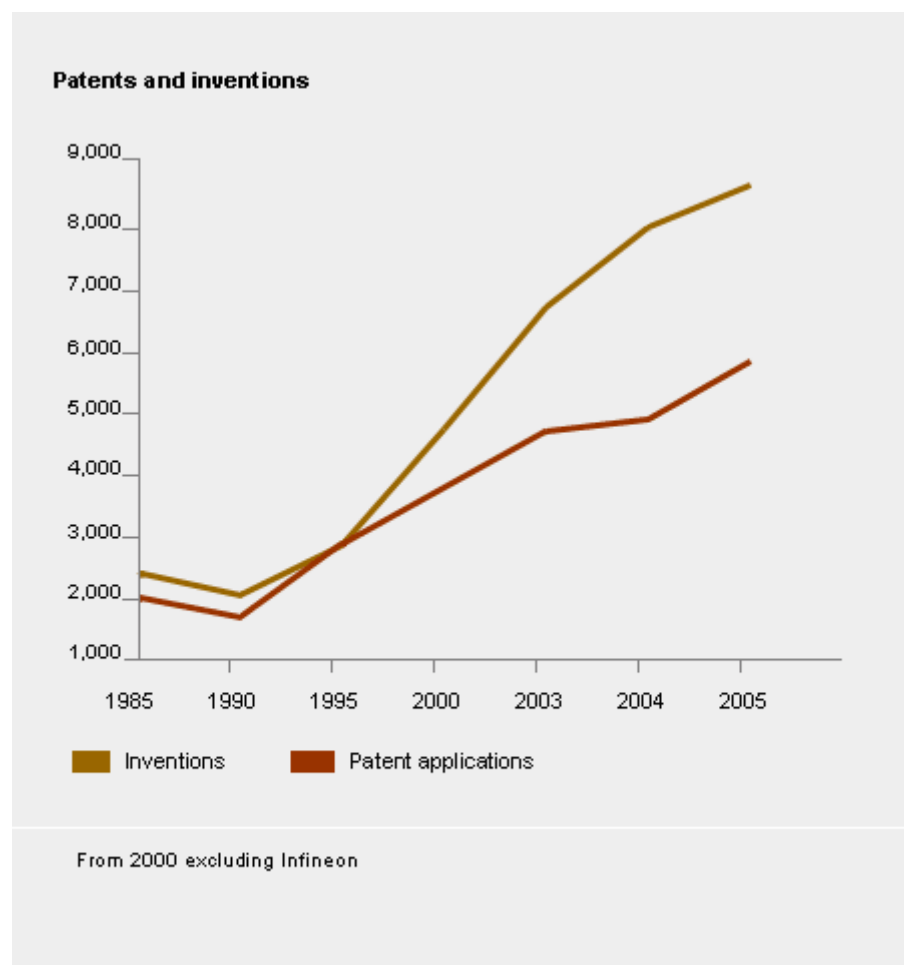
In fiscal 2005, Siemens invested €5.2 billion in research and development (R&D). We were once again a world leader in R&D outlays in the electronics and electrical engineering industry. Well over half of this investment flowed into software and information and communications technologies. Innovative materials and material systems – ranging from nanotechnology and biochips to intelligent sensors and actuators – continue to be top priorities.

Now spanning the globe, our R&D activities are increasingly focused on regions with strong market growth, dynamic innovation and highly qualified people. This has led to a further internationalization of R&D: some 53 percent of our 47,000 researchers work outside Germany – mainly in other European countries, the Americas and Asia-Pacific.



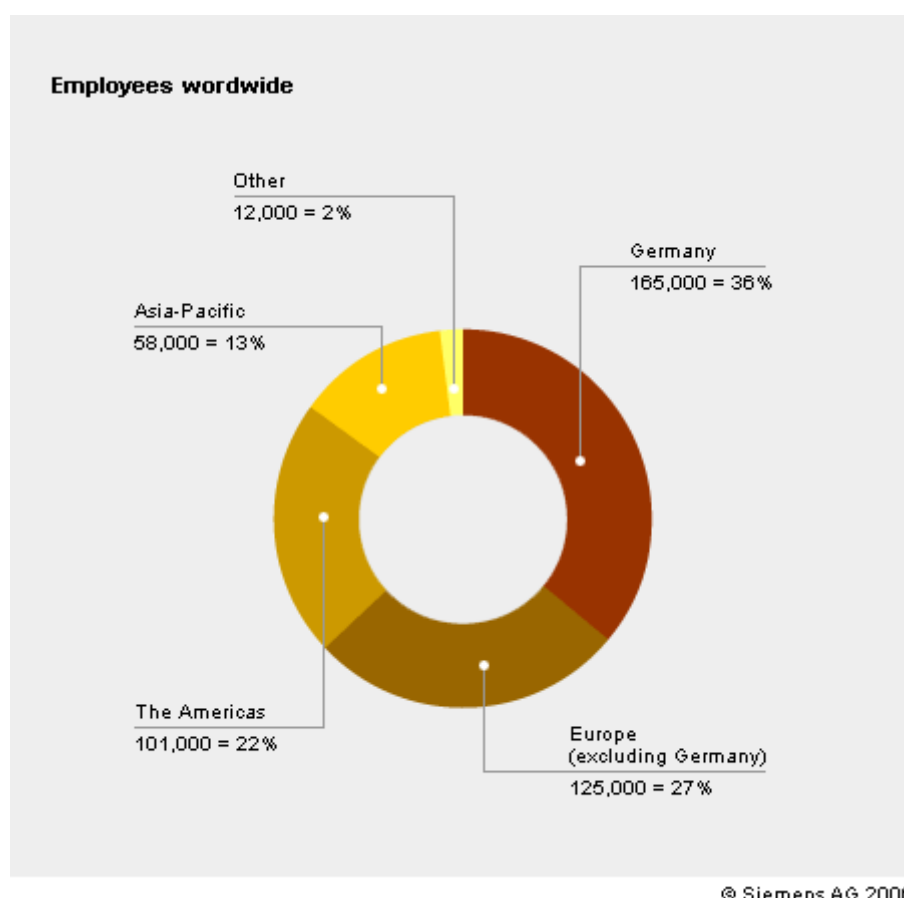
Strategic patent portfolio

In fiscal 2005, our researchers submitted some 8,800 invention reports, roughly seven percent more than in fiscal 2004. We filed patent applications for about two-thirds of these inventions. Siemens' leadership in the international patent statistics is a testimony to our power of innovation: In first-time patent applications, we were No.1 in Germany, No.2 in Europe and among the top ten in the United States.



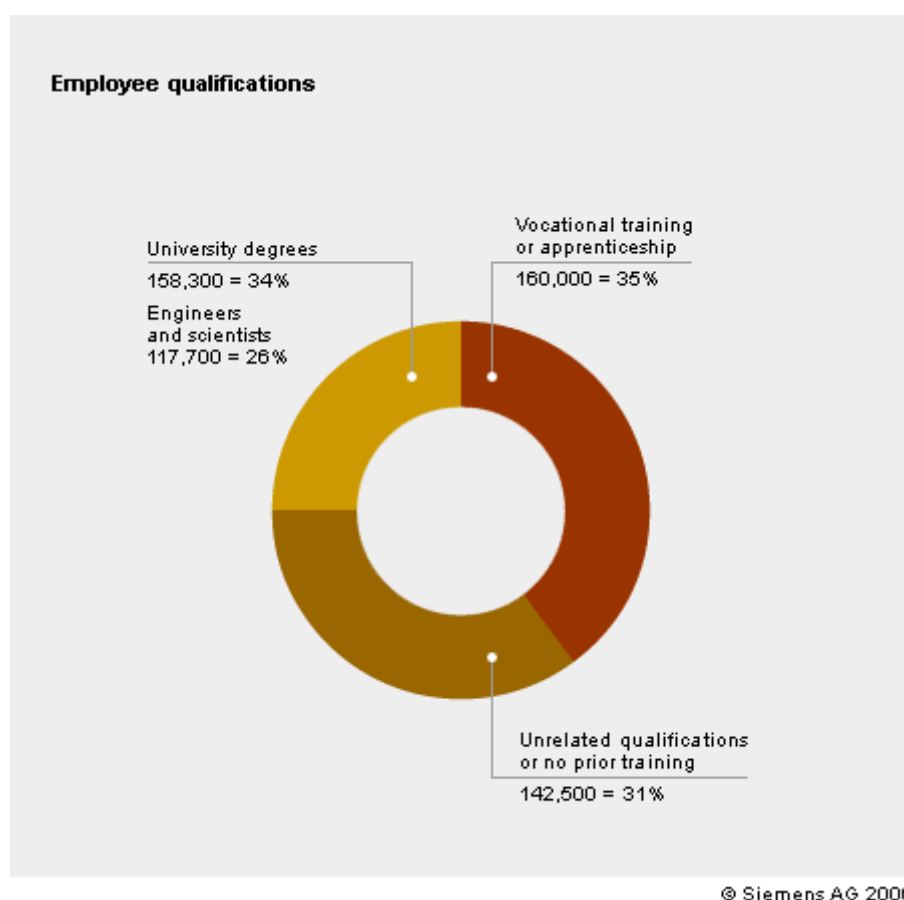
Employees worldwide

At the end of fiscal 2005, Siemens had 460,800 employees worldwide. Of this total, more than 60 percent worked outside Germany. We are active in roughly 190 countries. In fiscal 2005, we again boosted our global presence, particularly in the key growth markets of Asia. We now have 58,000 people in Asia-Pacific, compared with 52,000 in fiscal 2004. Our ranks have grown in other regions as well. We now employ 125,500 (2004:110,000) in Europe (excluding Germany), 100,600 (2004: 95,000) in the Americas and 11,900 (2004: 9,000) in Africa, the Middle East and the C.I.S.



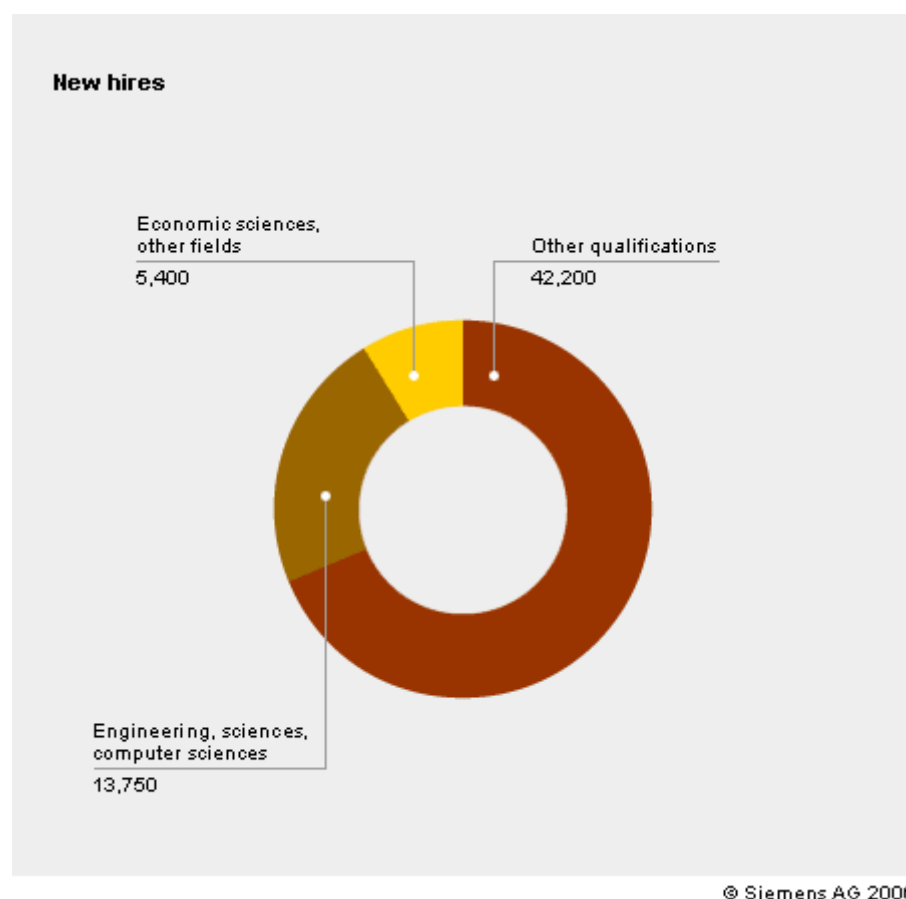
Employee qualifications

Only outstanding employees can empower us to achieve our ambitious long-term goals. That's why we do everything in our power to find, recruit and systematically develop exceptional employees. In fiscal 2005, 34 percent of our people, or 158,300 employees, held university degrees – a nine-percent increase over the prior-year figure of 141,000. Thirty-five percent of our employees have earned a vocational school diploma or completed an apprenticeship, while 31 percent have qualifications unrelated to their work or are without any prior professional training.



New hires

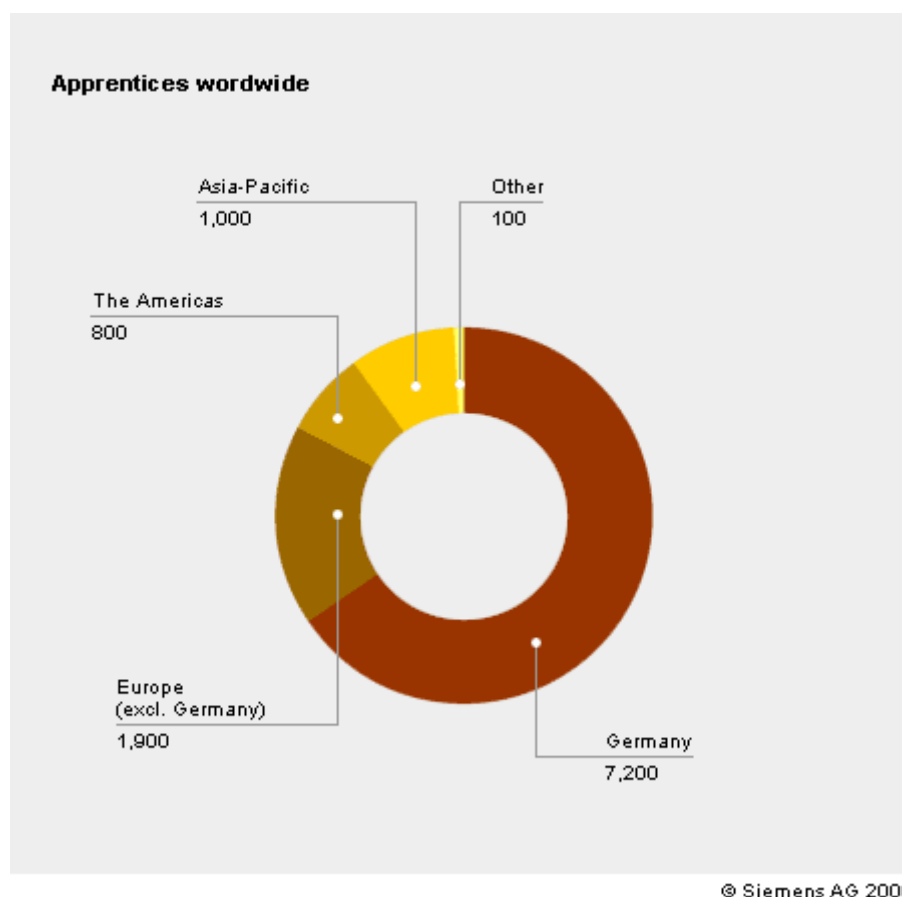
In fiscal 2005, we hired 61,400 employees worldwide, 16,700 more than in the previous year. Thirty-one percent of our new employees hold university degrees. A full two-thirds (13,800) of our university-trained new hires are engineers and scientists. As these figures attest, we continue to boast a highly qualified workforce.



Worldwide vocational training programs

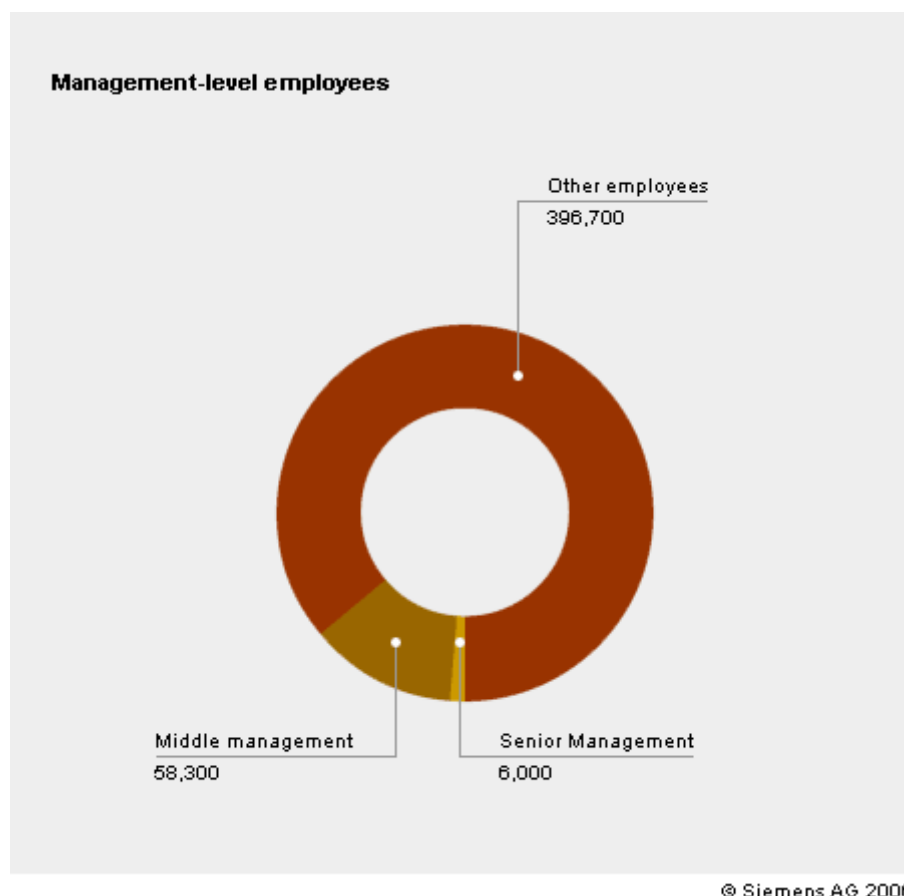
Siemens has long been a respected provider of vocational training. In fiscal 2005, some 11,000 young people were enrolled in our apprenticeship or work-study programs. Of this total, roughly 8,000 were training for technical professions, while 3,000 were preparing for jobs in business administration.

Siemens provides vocational training in 27 countries. Our programs span about 30 professions and courses of study. We are exporting Germany's proven dual training system, which combines theory and practice, to many of our Regional Companies around the world, where the system is adapted to country-specific conditions. These programs enable us to maintain an outstanding workforce and contribute to the high quality of our products and services.



Management

A large part of the remuneration paid to our Senior Management worldwide is performance based. The income of the roughly 6,000 managers at this level is calculated in terms of categories set out in the Siemens Leadership Framework – a comprehensive system for assessing value creation that takes into account not only business success but also factors like personal leadership qualities, customer satisfaction and process excellence.



Workforce growth in the past three years

Due to acquisitions and divestments, the size of our workforce fluctuates every year. In fiscal 2005, Siemens made a number of acquisitions: the Danish wind power company Bonus Energy A/S; the U.S. company CTI Molecular Imaging, Inc.; the German-based industrial gear manufacturer Flender Holding GmbH; and Austria's VA Technologie AG. We also divested our mobile phones business during the year. Taking all of these transactions into account, we gained a total of 30,500 employees in fiscal 2005. While women comprise an unchanged proportion of our overall workforce, we are pleased to report that females now occupy nearly one percent more of our managerial positions than in fiscal 2004.

SIEMENS

Workforce growth over the past four years				
	2002	2003	2004	2005
Total employees	426,400	416,600	430,300	460,800
Management-level employees	57,200	58,400	60,400	64,300
Women in the workforce	28 %	27 %	27 %	27%
Women in management	8.70 %	9.00 %	9.70 %	10.6%

© Siemens AG 2006

Women at Siemens

As of September 30, 2005, 124,000 women were employed at Siemens, comprising an unchanged 27 percent of the workforce. At the same time, females accounted for thirty percent of all new hires worldwide, a disproportionately high level which, however, fell short of the 34 percent achieved in fiscal 2004.

SIEMENS

Women in the workforce			
	Employees	Women in the workforce	Women (percent)
Employees worldwide	460,800	124,000	27
University graduates	158,000	27,600	17
New hires	61,400	18,600	30
New hires with university degrees	19,200	4,300	22
Technical apprentices	8,000	1,000	13
Business apprentices	3,000	2,000	67
Managerial employees	64,300	6,700	10.6

© Siemens AG 2006

Personnel costs

Based on continuing operations, the average number of employees in fiscal 2005 was 439,400, compared with 412,400 in fiscal 2004. Part-time employees are included on a proportionate basis. Expenditures for wages and salaries, social welfare contributions and expenses for optional support payments, and expenses relating to pension plans and employee benefits amounted to €26.6 million.

SIEMENS

Personnel costs		
in millions of euros		
	2004	2005
Wages and salaries	20,553	21,680
Statutory social welfare contributions and expenses		
for optional support payments	3,465	3,576
Expenses relating to pension plans and employee benefits	1,422	1,390
	<u>25,440</u>	<u>26,646</u>

© Siemens AG 2006

Pension benefit payments

Siemens provides employees in Germany and in 30 other countries with defined benefit pensions. The main pension plans encompass around 526,000 persons with entitlements, including 250,000 current employees, 93,000 former employees, and 183,000 retirees and surviving dependents. In the past fiscal year, Siemens paid out €1,032 million in pensions.

SIEMENS

Pension benefits			
in millions of euros			
	Total	In Germany	Outside Germany
2003	947	686	261
2004	991	715	276
2005	1,032	751	281

© Siemens AG 2006

Environmental stewardship

The environmental data given here are for Siemens' production facilities and major office locations. They pertain to the most important regions where we do business and the whole of our product range. We have compiled and analyzed information on our environmentally relevant activities during the course of one year: fiscal 2004. Our reporting covers all the companies in which Siemens has a majority stake.

Scope of reporting

We report our worldwide environmental performance by region: Germany, Europe (excluding Germany) / Africa, North and South America as well as Asia-Pacific. Last fiscal year, we increased the number of environmentally relevant locations that were covered from 254 to 257. The number and the environmental relevance of locations change every year as locations are bought, sold or consolidated.

SIEMENS

Geographic scope					
Our reporting includes 257 locations in 32 countries					
Europe / Africa	168	Americas	59	Asia / Pacific	30
Germany	94	USA	34	China	13
Czech Republic	10	Canada	9	India	7
France	10	Brazil	8	Korea	4
United Kingdom	10	Mexico	5	Malaysia	2
Italy	9	Argentina	2	Australia	1
Austria	5	Colombia	1	Indonesia	1
Greece	5			Pakistan	1
Switzerland	5			Singapore	1
Spain	4				
Hungary	3				
Portugal	3				
Sweden	3				
Norway	2				
Egypt	1				
Netherlands	1				
Romania	1				
Russland	1				
Slovakia	1				

A location is classed as environmentally relevant if its energy or water consumption or its waste volumes exceed certain limits. Environmental relevance is also determined by the number of on-site installations requiring governmental authorization or notification. Whether or not local authorities class an installation as requiring authorization or notification is decided on the basis of legal stipulations and local practices which vary from country to country. The majority of our 951 environmentally relevant installations worldwide are those with emissions to air and those using substances with the potential to cause water pollution.

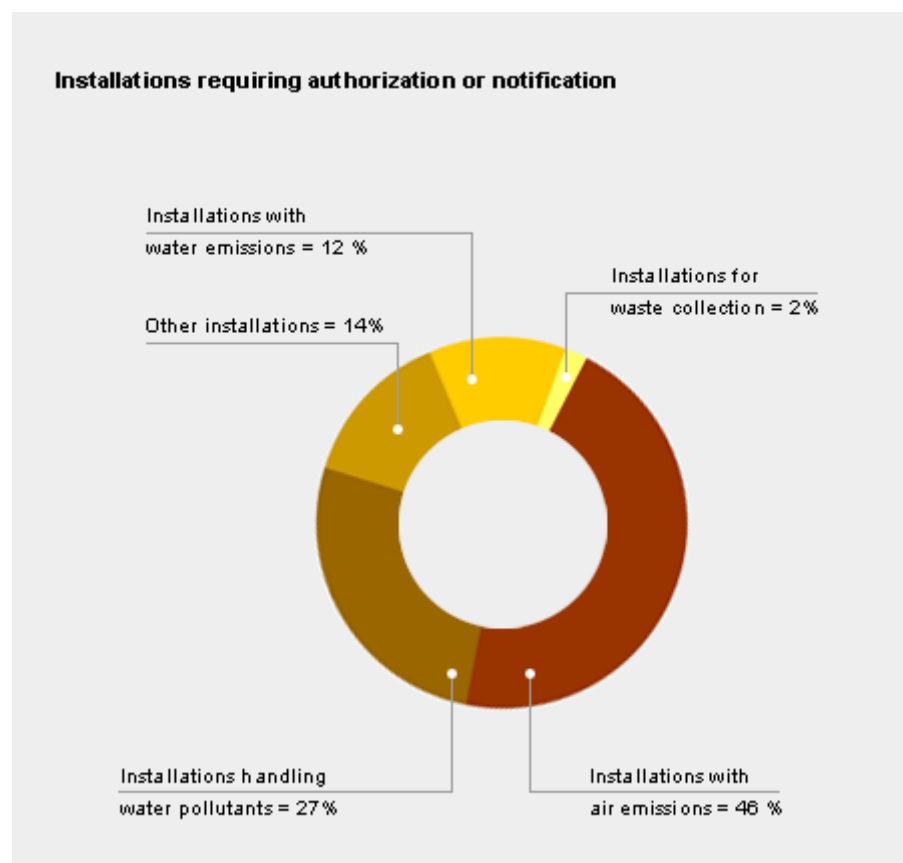
SIEMENS

Areas and installations 2004					
	Germany	Europe / Africa ¹⁾	Americas	Asia / Pacific	total worldwide
Number of locations included in reporting	94	74	59	30	257
Total area (millions of m²)	12.2	6	5.8	1.3	25.3
Buildings and paved areas (millions of m²)	4.0	2.8	2	0.5	9.3
Installations requiring authorization or notification	496	245	190	20	951

1) excl. Germany

2) the total area is the sum of all real estates

© Siemens AG 2006



© Siemens AG 2006

Energy consumption

For many years now, we have made intensive efforts to increase our energy efficiency for both ecological and economic reasons. However, factors such as weather conditions, production capacity utilization, changes in our product range and the resulting changes in energy consumption have a considerable impact on our total energy use.

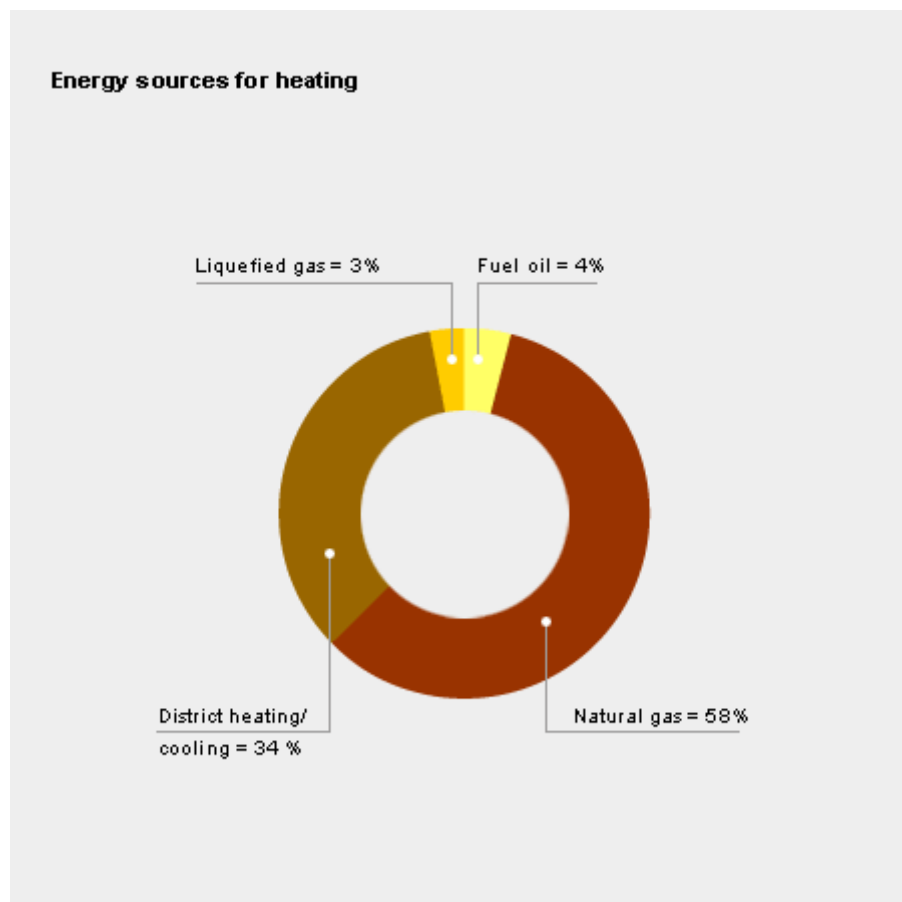


Energy consumption 2004					
	Germany	Europe / Africa *	Americas	Asia / Pacific	total worldwide
Heating energy consumption (millions of kWh)	1,437	638	280	158	2,513
Heating per square meter of net floor space (kWh/m ²)	202	238	212	286	216
Electric power (millions of kWh)	1,587	651	610	198	3,046
Electric power consumption per square meter of net floor space (kWh/m ²)	223	242	411	358	262

* excl. Germany

To produce heat, we are continuing to intensify our reliance on district heating and natural gas. These energy sources cover 92 percent of our heating needs.

Our heating requirements are similar in scale to our electric power requirements. Overall, our area-specific energy requirements amount to 478 kilowatt hours per square meter of net floor space.



Carbon dioxide emissions

Siemens reports all carbon dioxide emissions resulting from the generation of electricity and heat. In fiscal 2004, carbon dioxide emissions across the company totalled approximately 2.2 million metric tons. This adds up to an emission rate of 196 kg per square meter of net floor space. The majority of these emissions were not produced by Siemens itself but through the acquisition of secondary energy. Reporting does not include logistics in the form of goods transport or passenger transportation.

SIEMENS

Carbon dioxide emissions 2004					
	Germany	Europa/ Africa*	Americas	Asia - Pacific	Total worldwide
CO₂ from electric power generation (millions of metric tons)	0.9	0.3	0.4	0.1	1.7
CO₂ emissions from electric power generation (kilograms per m² of net floor space)	130	128	281	209	149
CO₂ from heating (millions of metric tons)	0.26	0.12	0.12	0.36	0.54
CO₂ emissions from heating (kilograms per m² of net floor space)	36	45	101	77	47

* excl. Germany

© Siemens AG 2006

(Basis of calculation for district heating: The extraction of heat from the power generation process is assumed to produce 0.146 kg of carbon dioxide per kilowatt hour.)

Water

In fiscal 2004, Siemens consumed approximately 27 million cubic meters of water worldwide. We obtain 55 percent of our water from our own sources. Wastewater from manufacturing processes, cooling water and wastewater from canteens and other employee facilities are reported as separate categories. The water demand of Siemens adds up to 103 litres per employee per day, not including cooling water.

SIEMENS

Wastewater volumes 2004					
	Germany	Europe/ Africa*	Americas	Asia- Pacific	Total worldwide
Wastewater from manufacturing processes (millions of m³)	0.7	0.3	0.2	0.2	1.4
Wastewater from canteens and employee facilities (millions of m³)	2.3	1.3	1.0	0.6	5.2
Cooling water (millions of m³)	1.4	2.7	0.2	0.1	4.4
Wastewater per employee per year (m³, excl. cooling water)	20	24	40	43	25

Waste

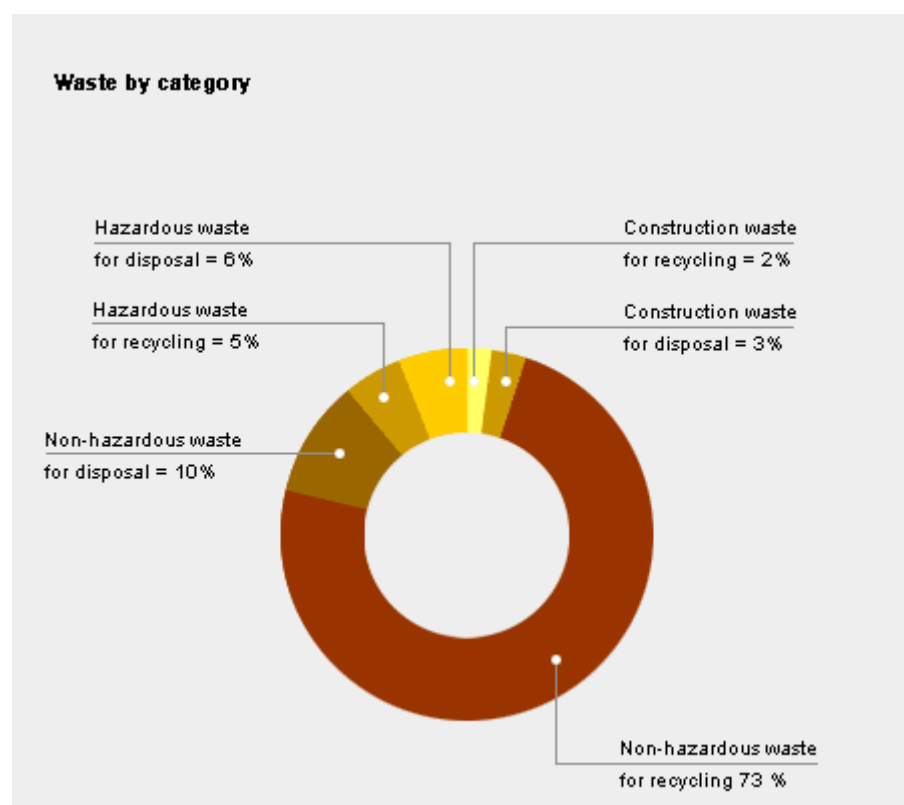
We differentiate between hazardous and non-hazardous waste as well as between recyclable and disposable waste. As the volumes of construction and demolition waste greatly depend on construction and demolition projects and have a strong influence on the overall waste balance they are reported in a separate category. Our statistics only cover the waste generated by Siemens. They do not include waste that we dispose of under contract from our customers. By far the largest amount of waste – 80 percent – is recycled. Our waste volume – excluding construction waste – totals around 1,000 kilograms per employee per year.

SIEMENS

Waste volumes (in metric tons) 2004					
	Germany	Europa/ Africa*	Americas	Asia- Pacific	Total worldwide
Hazardous waste	15,852	5,838	2,513	1,406	25,609
Non-hazardous waste	122,382	67,244	21,796	3,661	215,083
Construction waste	6,740	5,698	564	50,49	13,053
Waste per employee per year (excl. construction waste)	0.82	1.08	0.82	0.31	1

* excl. Germany

© Siemens AG 2006

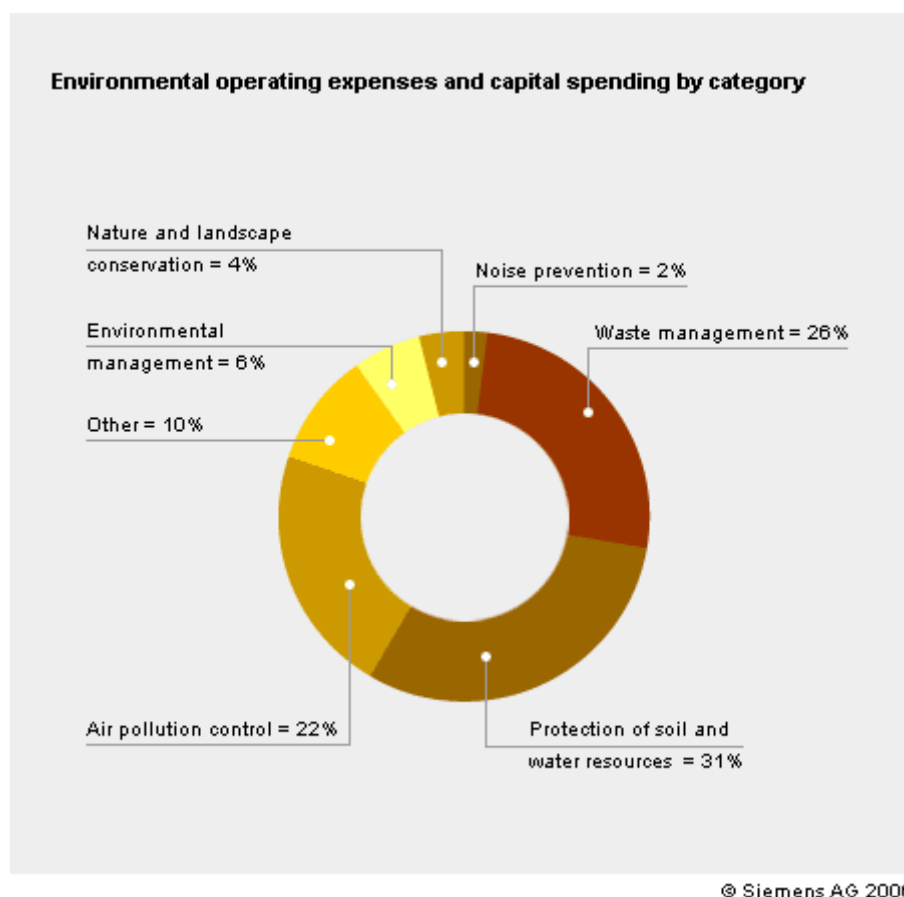


© Siemens AG 2006

Environmental operating expenses and capital spending

Capital spending and operating expenses that are clearly associated with an environmentally relevant field – for example, air quality control and noise protection – are included in the costs of environmental protection. This applies both to end-of-pipe solutions and to production-integrated measures. We also include expenditures in connection with setting up and maintaining environmental management systems. The ongoing costs of waste and wastewater disposal are not included. In fiscal 2004, our operating expenses and capital spending on environmental protection ran to €41 million and €17 million, respectively.

As in previous years, most of our expenditure for conventional environmental protection measures in our operations was spent on waste management and water protection, followed closely by air pollution prevention.



It is now evident that – as a result of our investments in integrated plant technology over the last ten years – we have almost reached the lower limit for operating expenses and capital spending. In total, the company spends approximately €200 per employee per year on environmental measures.

Corporate Citizenship

We engage in a variety of programs and initiatives to support young people's education, to promote the arts and culture, and to help people in need in the communities in which we work. Siemens equipped these programs and initiatives with suitable funding in fiscal 2005.

Siemens Generation21

In April 2005 all our educational activities in kindergartens, schools and universities were pooled under Generation21. The various elements of the Youth and Knowledge development program founded in 1997 have now also been incorporated in Generation21.

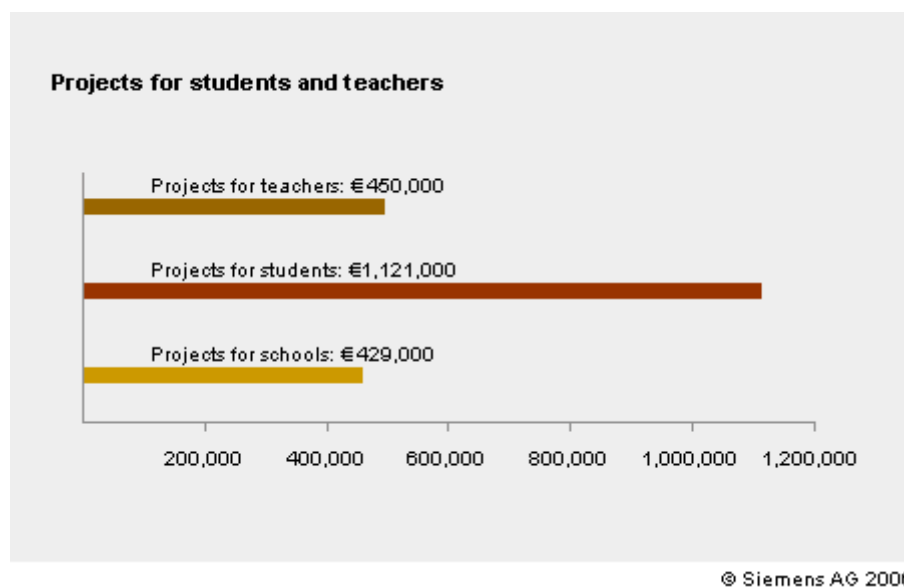
With our education activities we are supporting the training and education of young people and are promoting the leaders of the 21st century. Here we have two distinct goals: to encourage an interest in sciences and new technologies among youngsters and to provide them with continuous support throughout their education and with their career choice. We consider it important to make efficient use of the funding available to aid and advance as many young enquiring and talented people as possible.

Generation21 for pre schools and schools

Projects relating to new media and technology are at the forefront of our pre school and school projects. A budget of two million euros was made available in fiscal 2005 for centrally organized projects of this nature. In 2005, around 32,000 students from 36 countries took part in Join Multimedia, our European competition for schools. The competition hands out 150,000 euros in prizes.

We supply teachers with lesson material on current technology topics free of charge. These "media collections" are specially designed for use in the classroom and encourage the use of contemporary teaching and learning methods.

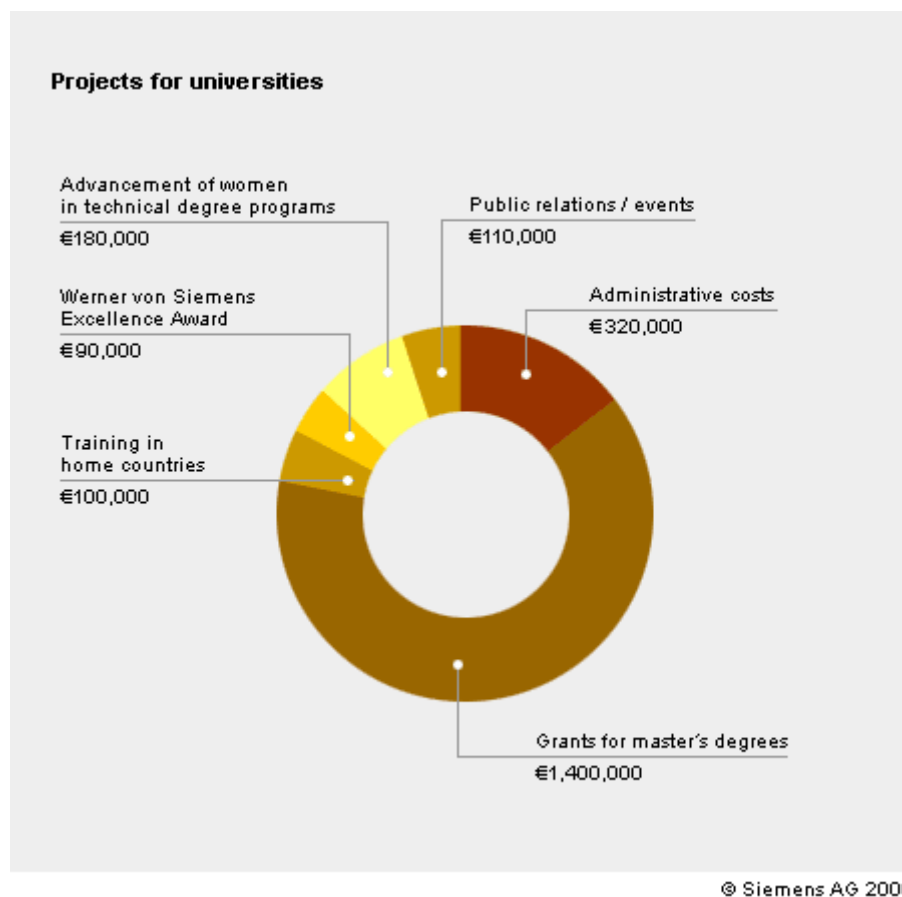
MINT-EC is an organization set up to create centers of excellence for mathematics, information technology, and the natural sciences in schools. Siemens supports this with a wide range of activities, such as project days revolving around technological topics and the Siemens Award for schools which place particular emphasis on MINT education.



Generation21 for universities

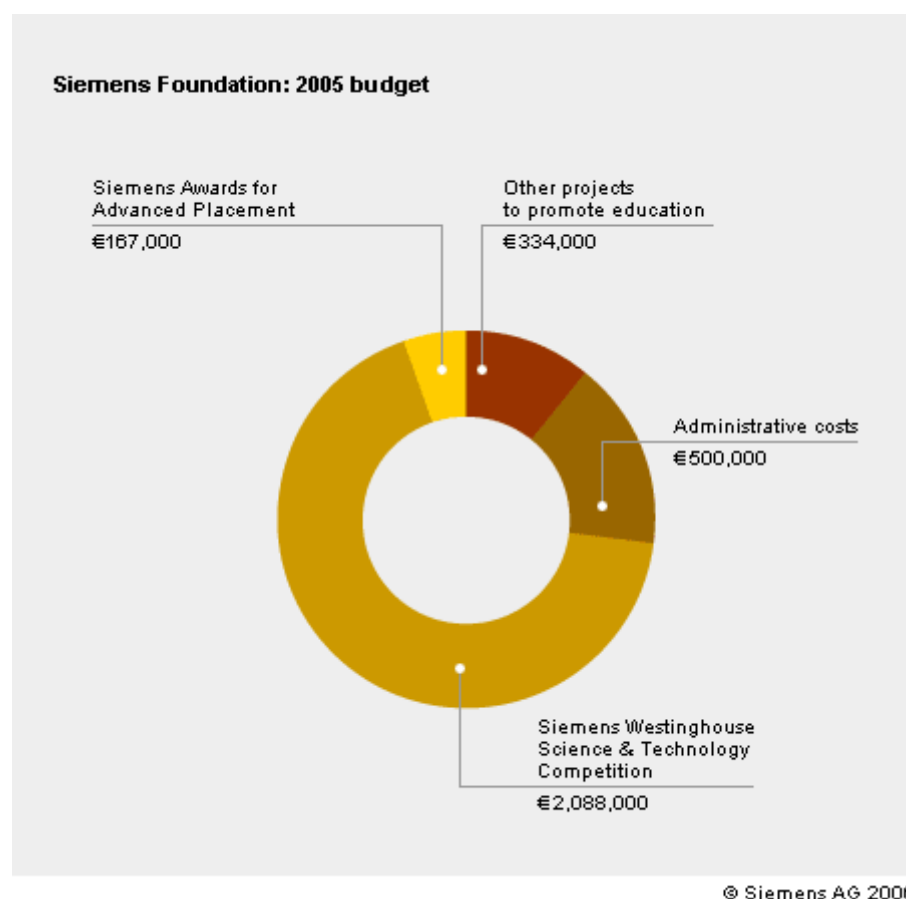
Through stipends to international students taking Master's degrees and doctorates we establish contact at an early stage with, highly qualified and motivated young people. At the same time we are promoting an international approach to university education in Germany and the introduction of courses compatible with the worldwide Bachelor-Master standard.

The Werner von Siemens Excellence Award encourages young people to find scientific solutions to practical problems. It honors students of an age-group who have written an outstanding diploma or Master thesis in a technical or scientific subject or the best dissertation or have completed an outstanding technical or business project. Not only the scientific achievement, but also the innovativeness of the ideas and their practical feasibility are taken into account.



The Siemens Foundation

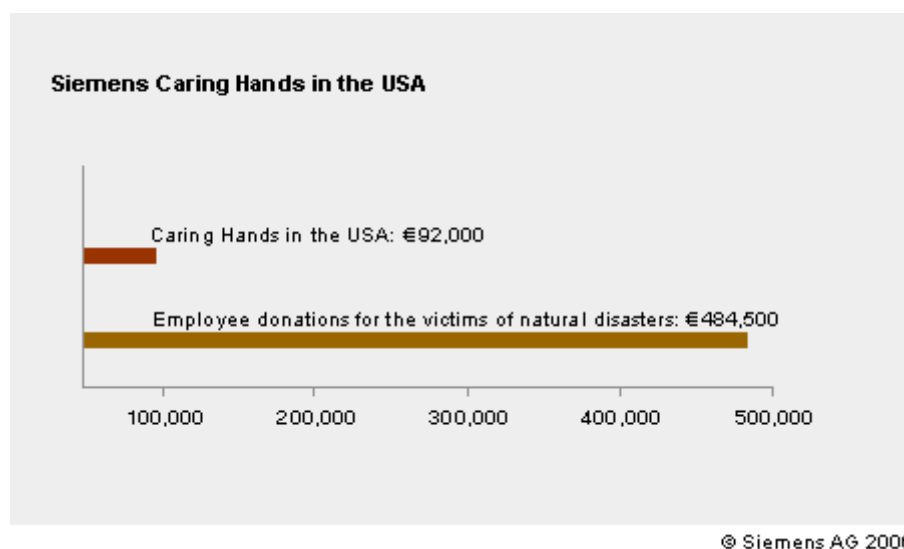
Set up in the U.S. seven years ago, the Siemens Foundation advances exceptional high-school students and their teachers and creates incentives for schools to invest in advancement courses and programs for particularly gifted students. During the past fiscal year, the Siemens Foundation was equipped with a total budget of more than three million euros.



Siemens Caring Hands

With our company-wide non-profit-making Caring Hands Program we help people in need in many countries, and we also help disadvantaged groups integrate in society. In addition, many Siemens employees help with aid projects and initiatives in their free-time.

In the United States, the company-wide Siemens Caring Hands program supports volunteer activities by Siemens Corporation employees in their local communities. Each year, teams that have distinguished themselves through their work are honored with the Community Excellence Award. The Award's prize money goes toward the winning teams' projects.



Siemens Caring Hands: Help for Tsunami victims in Southeast Asia

In March 2005 we made the first transfers of donations through Siemens Caring Hands e.V. By March 2005 employees and retirees worldwide had made cash donations of around €2.15 million. All the donations were matched by the company and totaled €4.7 million.

This money enabled us to supply materials to meet everyday needs and water treatment systems in the wake of the catastrophe. As a long-term project we are currently helping five villages in India and a village in Sri Lanka build houses, schools and medical centers and set up the necessary infrastructure including water supply, and are financing the establishment of a local fishing industry. We are taking over the running costs of all these projects for five years. In Indonesia we are working with INDOGERM, an aid organization founded by 50 German companies, and are primarily supporting the education of young people to give them a future. In Thailand we are helping with stipends for orphans, water filter systems and educational opportunities.

Siemens Caring Hands: Help for the victims of the hurricane Katrina in the U.S.

Our company and employees in the U.S. responded immediately to the plight of the many people affected by the hurricane in the New Orleans area: €2.5 million went into the donation account of Siemens Caring Hands. The money was delivered to the disaster relief fund of the American Red Cross, which was responsible for distribution.

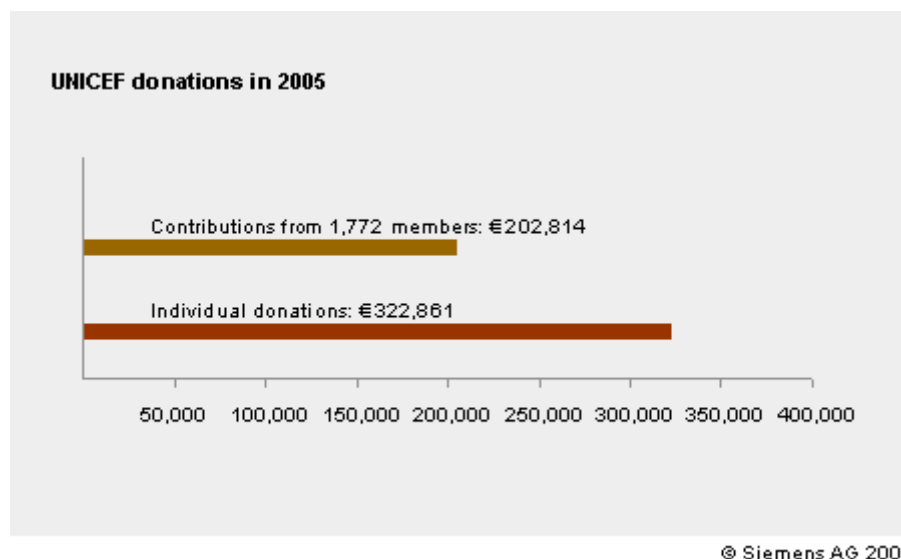
Siemens Caring Hands: Help for the earthquake victims in Pakistan

Siemens has so far donated €1.6 million for the victims of the devastating earthquake in Kashmir, the region divided between India and Pakistan, including material donations worth €750,000. Our Regional Company in Pakistan alone contributed €650,000.

Siemens-Unicef Partnership

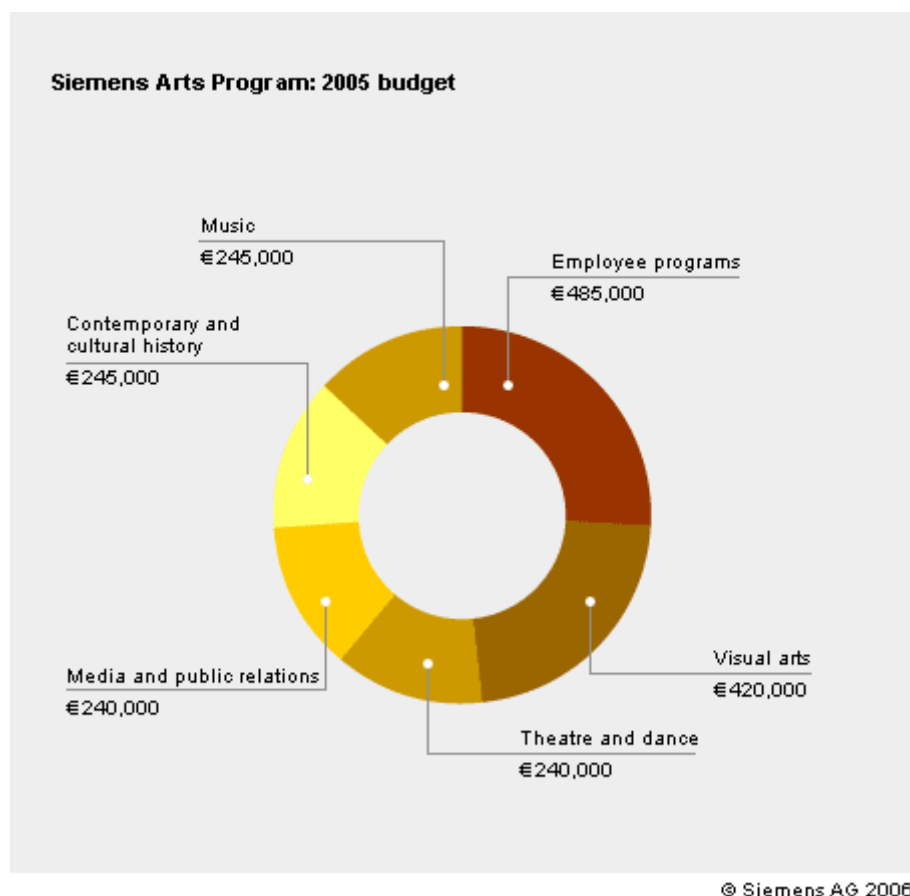
Since 2003, the 50th birthday of UNICEF in Germany, Siemens and UNICEF have been working in partnership to encourage our customers, employees and shareholders to support UNICEF's work for the children of our world with a small monthly amount or a one-time donation. In the three years of this partnership, €1,071,360.22 has been sent to UNICEF. The donations were used in particular to support UNICEF's education initiatives in Afghanistan. Almost €200,000 of the total sum is going to the children in Pakistan, whom UNICEF is helping to cope after the earthquake with the initiative "Help the children survive the winter."

Chairman of the Supervisory Board Heinrich v. Pierer became a member of the German Committee of UNICEF in summer 2005. This has strengthened the close Siemens-UNICEF partnership, which also comes under the Siemens Caring Hands program.



Siemens Arts Program

Since its inception in 1987, the Siemens Arts Program has sought to build bridges between culture, industry, and society to encourage the transfer of ideas. Reflecting Siemens' focus on innovation, the Siemens Arts Program takes a progressive approach by primarily supporting projects and artists seeking to advance contemporary art and explore new art forms. In fiscal 2005, the Siemens Arts Program was equipped with €1,875,000 in funding.



SiemensForums

Located in Berlin, Erlangen, Munich, Vienna and Zurich, the SiemensForums provide a platform for constructive ongoing debate on technical, economic and societal issues. The Forums' work includes organizing exhibitions and discussion groups with the goal of promoting a dialogue with the public at large. Last fiscal year, the SiemensForums were equipped with 8.6 million euros in funding to support these activities.