



2008

Sustainability Progress Report



The miracles of science™

To Our Stakeholders:



In October 2006 we announced our 2015 Sustainability Goals. These new goals signaled a major shift in how we view sustainability at DuPont.

In 1989, when we announced our first set of goals, our focus was on reducing the environmental footprint of our manufacturing

operations. While the 2015 goals continue our drive toward a smaller footprint, they also commit us to apply our science and innovation to deliver sustainable solutions to markets around the world.

Our market-facing goals identify opportunities where we can create new products and services that will help meet our customers' needs and expectations for more sustainable offerings. We are anticipating and responding to changes in the global marketplace that are driving demand for solutions to major challenges such as climate change, clean energy, water, and ecosystem protection.

There are many reasons for this evolution in marketplace dynamics, but two stand out. One is the realization that the developed world's consumption of energy and natural resources is not a successful model for the developing world to follow as they grow. We have seen continuously increasing prices for a barrel of oil and natural gas, driven in part by the unquenchable demand for energy, including in rapidly growing economies around the world. The other, also related to consumption of energy resources, is the established consensus that climate change is a real concern and that action must be taken to address its potentially far-reaching consequences.

Enthusiasm for sustainability inside DuPont has grown because it is now directly tied to the company's growth. We are taking a holistic approach to sustainability that is fully integrated into our business models. It is a central factor in our research and development and our marketing and sales functions.

Sustainability also remains a key component of how we work at our manufacturing sites, including design engineering. We continue to strive for zero safety and environmental incidents. And we are maintaining our focus on decreasing raw material and energy inputs and reducing emissions at our sites.

While sustainable solutions need to be "holistic", that does not mean "uniform". At DuPont, we start with the specific needs of the customers and markets we are serving. For some of our businesses, the highest value that can be delivered is reducing the footprint of our operations, while for other businesses there is greater opportunity in bringing new products to the market. Recognizing and supporting these differences is a good thing, because it has the overall effect of strengthening our business model, the products we manufacture and the services we provide.

We have always believed that safety is a vital component of sustainability. In fact, we are convinced that safety and sustainability are inseparable. Wherever there is one, we expect to see the other. We continue to work toward the goal of zero for all injuries, illnesses, and incidents. Between 2006 and 2007, we reduced total recordable injuries by 25 percent and total incidents by 22 percent. We also continue to offer safety knowledge and practices as part of our business portfolio.

We are proud of the progress that we have made in the first year of our 2015 Sustainability Goals. As you will see in this Report, we have shown measurable progress in some, have established baselines for others and are finalizing the criteria and tracking mechanisms for others. We are confident that the coming years will show steady progress in achieving these goals.

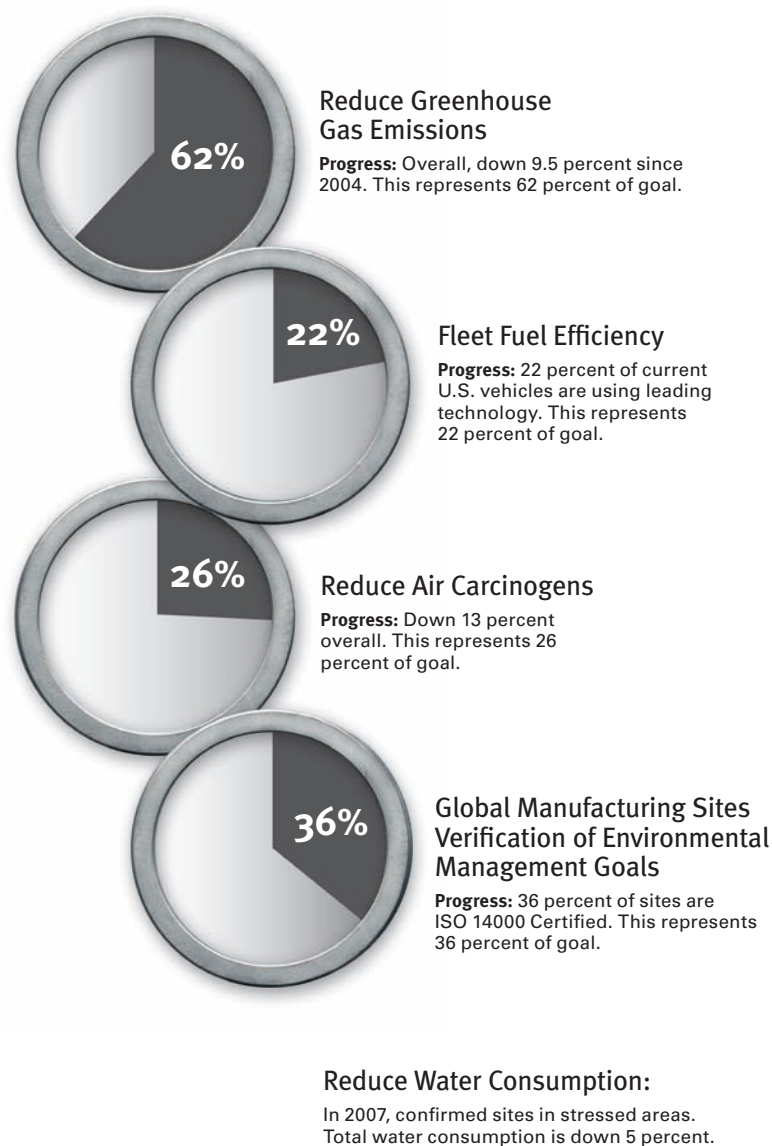
While we are proud of our progress in sustainability, we also recognize that, as a 206-year old company, we have legacy issues. Because of these issues, some members of the public may question the validity of our accomplishments and our progress against our goals. They expect us to address these issues, and we are. We welcome the interest of outside groups and encourage them to continuously examine our actions to ensure we are "walking the talk." This Progress Report is one example of our commitment to openly and regularly share our actions, programs and progress.

Chad Holliday
Chairman &
Chief Executive Officer

Summary of Progress Toward 2015 Goals

Environmental Footprint Goals

Each circle shown here encompasses 100 percent of a specific 2015 environmental goal set by DuPont. The percentages in each circle show how far we have come toward reaching that goal since 2006. Full details on all five environmental goals are inside. To the right is a written summary of our progress to date in meeting our 2015 market-facing sustainability goals. More details on those efforts can be found inside.



Market Facing Goals Summary

In 2006, DuPont made a step change in addressing sustainability by launching market facing goals. These goals aim to improve the sustainability of our customers and others in the value chain, and tie our success to that of our customers. In 2007, we laid the groundwork to track and continuously demonstrate progress against these goals, which include:

Increase R & D Investment

- Double R&D investment in programs with direct, quantifiable environmental benefits for our customers and consumers along the value chain. In 2007, we established our baseline investment of \$320 million. The goal is set at \$640 million.

Increase Annual Revenue

- Increase our annual revenues by at least \$2 billion from products that create energy efficiency and/or significantly reduce greenhouse gas emissions. In 2007, we piloted three products to develop a process to verify and report on progress against this goal. In 2008, we will expand to several more products.
- Nearly double revenues from non-depletable resources to at least \$8 billion. In 2007 we had \$5.8 billion.

Introduce New Products and Services

- Introduce at least 1,000 new products or services that help make people safer globally. In 2007, we introduced 126.

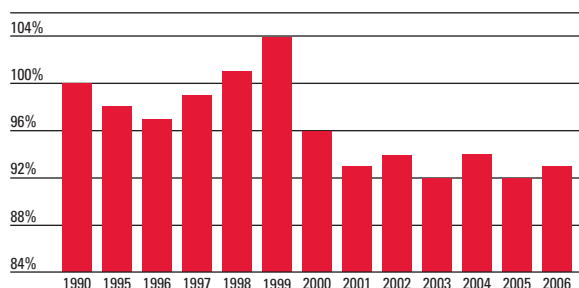
2010 Energy Goals

In late 1999, DuPont established energy goals for 2010. We continue to track and report on progress against these goals.

Goal: Hold total energy flat with 1990 levels.

Progress: Down 7 percent overall.

(percentage, indexed to 1990=100%)



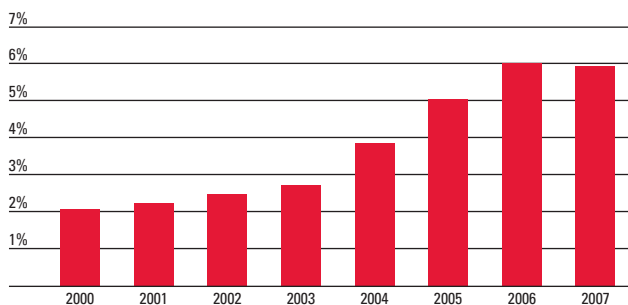
Example: Energy Breakout Initiatives

“Energy Breakout” initiatives were launched in 2005 and 2006. As a result, energy consumption at the 47 participating plants was reduced by over 8 trillion BTUs, or about 7 percent of total 2004 U.S. energy use. This saved over \$60 million in fuel, electricity and purchased steam.

Goal: Obtain 10 percent of energy from renewable sources at a cost that is competitive with the best available fossil fuels.

Progress: ~ 6 percent overall.

(percentage)



Example: DeLisle Landfill Gas Project

The DeLisle, Mississippi site overcame significant challenges and converted a natural gas-fired, steam-generating boiler from single fuel to dual fuel operation, with landfill gas as the new fuel. The entire site reduced fossil fuel use by 4 percent, and reduced energy costs by over \$1 million per year. Agreements are in place that will assure that landfill gas will be supplied to the site for the next 15-plus years, which guarantees a minimum of \$15 million in savings over the life of the project.

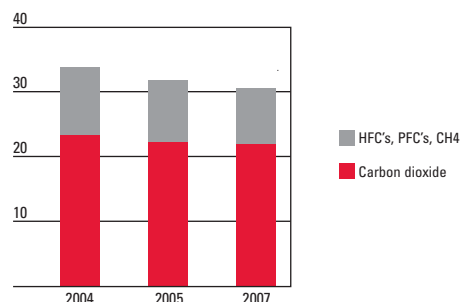
2015 Footprint Goals

In October 2006, DuPont established a set of goals for 2015. The following section details footprint reduction goals and our progress. Our footprint reduction goals have not been linked to our production volumes. Since 1990, Our production volumes have grown by 41 percent, while we have consistently driven down our waste, emissions and energy use.

Goal: Reduce greenhouse gas emissions 15 percent from base year 2004.

Progress: Overall, down 9.5 percent since 2004.

(billions of pounds of CO₂ equivalents)



(The 1990 to 2003 reduction was 72 percent. The 1990 to present reductions, excluding INVISTA, divested in 2004, are 60 percent.)

Example: Sabine River Ethylene Dryer Projects

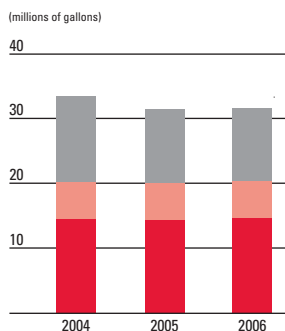
A team at the Sabine River site in Texas successfully installed Ethylene Dryer facilities and optimized production schedules. As a result, the site has reduced annual emissions of CO₂ by 34 million pounds, saved 7.5 million pounds of ethylene finished product, and conserved 16 million pounds of non-renewable natural resources (natural gas and crude oil derivatives). In addition to the large greenhouse gas elimination, the financial savings from this effort have averaged \$2.5 million pre-tax operating income annually.



2015 Footprint Goals *(cont'd)*

Goal: Reduce water consumption by at least 30 percent over the next ten years at our global sites located where the renewable freshwater supply is either scarce or stressed, as determined by the United Nations global analysis of river basins. For all other sites, DuPont will hold water consumption flat on an absolute basis through the year 2015, offsetting any increased demand from production volume growth through conservation, reuse and recycle practices.

Progress: Baseline set for scarce areas in 2007. Total water consumption is down 5 percent.



In the first year of this goal, we have partnered with the World Business Council for Sustainable Development to develop a more complete mapping tool to confirm and modify the list of DuPont sites where the freshwater supply is scarce or stressed.

Example: Guarulhos Site Water Reductions

At the DuPont Coatings site in Guarulhos, Brazil, employees implemented educational and awareness programs; conducted audits to determine leakage and waste reduction; developed a strengthened environmental management system; replaced showers with more cost-effective ones; installed faucets with time switchers and hydrometers at strategically set spots to control usage; and initiated a permanent program of leakage elimination. These actions resulted in a 55 percent reduction in the use of potable water.



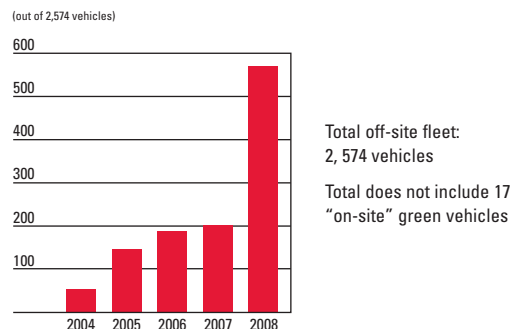
Goal: Effective immediately, DuPont will introduce fleet vehicles that represent the leading technologies for fuel efficiency and fossil fuel alternatives. By 2015, we will ensure that 100 percent of our off-site fleet of cars and light trucks meet these criteria. We will continue to ensure these vehicles are safe as well as fuel efficient, and we will track and report on our fuel efficiency improvements.

Progress: 22 percent of current U.S. vehicles are using leading technology.

In the U.S. DuPont, the Environmental Defense Fund, and PHH, a fleet management company, determined how DuPont can improve vehicle selection and use criteria to reduce greenhouse gas (GHG) emissions from the company's U.S. commercial fleet. DuPont is adding vehicles powered by leading fuel efficiency technologies. With our partners, we are measuring and managing fuel consumption, fuel efficiency, mileage, and GHG emissions from the DuPont fleet.

We began tracking the fuel information in 2007. Beginning in 2008 we will be tracking and reporting these metrics based on actual fuel and mileage usage.

In Germany, premium class vehicles are no longer included in company car options. The fleet of 1000 plus diesel vehicles, all equipped with particulate filters, are increasingly being supplemented by natural gas vehicles. The Wuppertal site recently purchased four natural gas powered vehicles for transportation within the site. In comparison to diesel, natural gas technology reduces fuel consumption by about 35 percent, thus considerably reducing emissions and costs. DuPont also offers training in defensive driving that teaches participants how to drive economically.



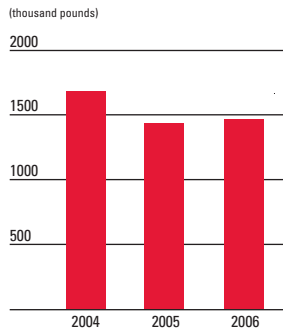
Vehicles currently considered to be leading technologies for fuel efficiency are:

- Flexible Fuel Vehicle
- Hybrid
- Clean Diesel
- E85

2015 Footprint Goals (cont'd)

Goal: Reduce air carcinogens 50 percent from base year of 2004.

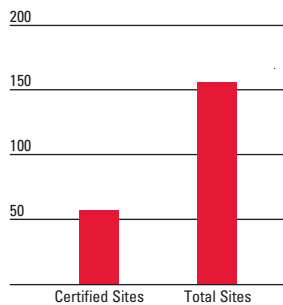
Progress: Down 13 percent overall.



From 1990 to 2003, the reduction was 90 percent.

Goal: Ensure that 100 percent of our global manufacturing sites have successfully completed an independent third-party verification of the effectiveness of their environmental management goals and systems.

Progress: 36 percent of sites are ISO 14000 Certified.



2015 Market-Facing Goals

Also in 2006, DuPont established market facing goals aimed at helping customers and consumers improve their environmental performance. The following section details our progress in this area.

Goal: Double investment in R&D programs with direct, quantifiable environmental benefits for our customers and consumers along our value chains. 2015 Goal is \$640 Million.

Using environmental benefit assessment criteria derived from the Environmentally Smart product scorecard developed by GreenOrder®, a sustainable business strategy firm, we are evaluating against ten product categories related to performance as seen by the customer/consumer, and an 11th category focused on its potential manufacturing footprint.

Downstream Environmental Benefit Assessment Criteria

1. Greenhouse gas emissions
2. Energy consumption
3. Impact on air and water pollution
4. Material consumption & recycled content
5. Non-depletable resources inherent in our product and/or enabled in the value chain
6. Waste generation
7. Ease of Disposal; hazardous waste content; recyclability and biodegradability
8. Impact on ecosystems, land use, or biological diversity
9. Impact on water quality or consumption
10. Toxicological risk to human health
11. Cradle-to-Gate Product Footprint — Material and energy use, emissions and waste associated with product manufacture and upstream processes.

Our R&D program investment qualifies toward the 2015 goal when the potential new product's environmental performance, as realized by the customer/consumer, is scored as providing clearly superior benefit in one or more product sustainability categories while being at least on par with the current product in all other categories, including manufacturing/supply chain sustainability.

Using this conservative definition, our baseline is \$320 million. This means that \$320 million of the 2007 R&D new product/application expenditures qualifies as enabling environmentally smarter market opportunities for our customers and consumers along the value chains in which we operate.

2015 Market-Facing Goals *(cont'd)*

Goal: Products that Reduce Greenhouse Gas Emissions— Increase our annual revenues by at least \$2 billion from products that create energy efficiency and/or significantly reduce greenhouse gas emissions. We estimate these products will result in at least 40 million tons of additional CO2 equivalent reductions by our customers and consumers.

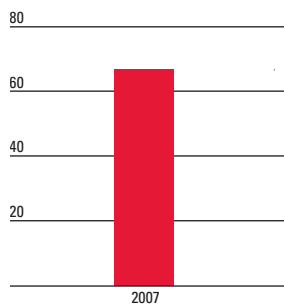
In the initial pilot phase for reporting on progress against this goal, three products were selected to use in the development of a data reporting system:

- Engineering Polymers materials contributing to make vehicles lighter;
- Nomex® Paper and Pressboard used in transformers in wind turbines; and,
- Nomex® Paper and PEN film laminate used in hybrid vehicles.

We are in the process of confirming the life cycle data for additional products. As the data becomes available, we will report the GHG emissions reductions and the associated revenues from these products.

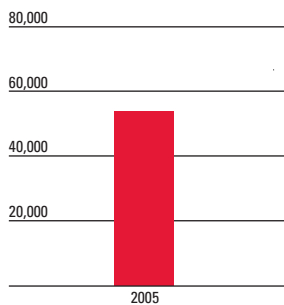
Revenues from Products that Reduce GHG emissions

(dollars in millions, U.S.)



GHG Emission Reductions

(metric tons)

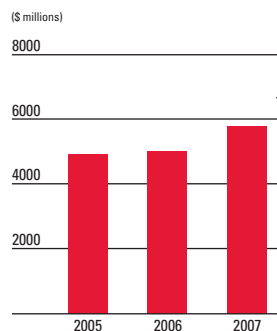


Example: Zytel® in Auto Exhaust System Parts

In a breakthrough for structural automotive components, Zytel® nylon resin has replaced steel in exhaust system parts on all Volkswagens built on the current Golf platform, cutting component weight nearly 50 percent. The new Golf catalytic converter bracket, which experiences temperatures up to 175 degrees Celsius due to its proximity to the engine, previously was a complex metal/rubber part requiring multiple assembly steps. The new component is a “global first”, as a metal to plastics transition had previously not been attempted for such parts, which must withstand dynamic forces, chemical exposure and high temperatures.

Goal: To nearly double revenues from Non-Depletable Resources to at least \$8 billion.

Progress: Grew to \$5.8 billion.

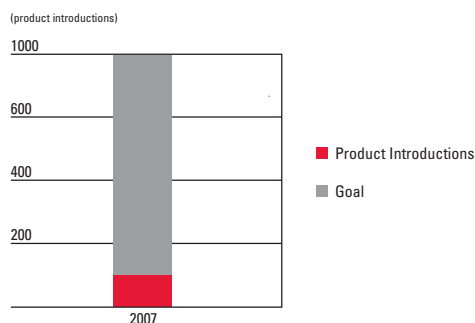


Example: Sorona®

Sorona® contains 37 percent renewably sourced material (by weight) derived from corn. A breakthrough in polymer science, the key ingredient in Sorona® is BIO-PDO™ produced by the DuPont Tate & Lyle BioProducts joint venture. Sorona® is an advanced material offering a unique combination of attributes beneficial in a wide variety of applications, including textile fibers and fabrics for home interiors, apparel and carpeting.

Goal: Products that Protect People — Introduce at least 1,000 new products or services that help make people safer globally.

Progress: Total introductions in 2007— 126.



Example: Kevlar® for Personal Protection

In 2007, DuPont introduced 300 denier Kevlar® Correctional™ technology, the latest Kevlar® innovation in personal protection. Providing a moderately priced, concealable anti-spike solution, this patented technology helps vests meet National Institute of Justice (NIJ) standard 0115.00 and, when blended with other Kevlar® ballistic materials, can provide multiple threat protection from both bullets and hand-made weapons.

Policy, Engagement and Transparency

Climate Transparency

DuPont was named to the Climate Disclosure Leadership Index of the Carbon Disclosure Project (CDP) with an overall score of 95 and a Carbon Beta Rating of AAA. The full submission is available at: http://www2.dupont.com/Sustainability/en_US/assets/downloads/Carbon_Disclosure_Project.pdf

Nanotechnology

DuPont and Environmental Defense developed a framework for the responsible development, production, use and disposal of nanoscale materials. The framework is available at www.nanoriskframework.com. Between June 2007 and March 2008, the Nano Risk Framework has been downloaded over 2800 times in a total of 87 different countries. It also has been translated into French, Spanish, Chinese, and the Japanese government will soon complete the Japanese version. The framework now is part of the mandatory stewardship process for all DuPont products containing new nanomaterials.

Agriculture

DuPont is a charter member of a consortium of growers, conservation organizations and companies throughout the agricultural supply chain focused on creating sustainable outcomes for agriculture. This working group is developing an index to measure and track the impact of agriculture in terms of environmental and natural resource sustainability including use of land, water, energy, greenhouse gas emissions and crop production inputs in for key commodity crops in the United States. An initial report on the index is expected in the summer of 2008. The group is piloting a grower sustainability tool that can help growers evaluate their individual operation against the industry-wide index.

More information is available at: http://www.keystone.org/spp/env-sustain_ag.html

Dioxin

DuPont discovered that very low levels of dioxins and related compounds are inadvertently generated during its titanium dioxide pigment production process. In 2002, DuPont announced a goal to reduce dioxins by 90 percent by year end 2007. A multi-year program has culminated in process modifications to reduce dioxin generation. At year end 2007 we confirmed operating at a level of 90 percent reduction.

PFOA

DuPont has made significant progress in meeting, and in many cases exceeding, the objectives of the U.S. Environmental Protection Agency (EPA) 2010/15 PFOA Stewardship Program. Our manufacturing reduction achievements include:

- Reduced total PFOA emissions by approximately 95 percent in our global manufacturing operations since 2000.
- Qualified 90 percent of our sales volume for aqueous fluoropolymer dispersions to newly formulated technology that reduces PFOA content by 97 percent.
- Started up a \$22 million facility that removes more than 97 percent of trace levels of PFOA, direct precursors and homologues in our fluorotelomer products.

In February 2007, DuPont pledged to go beyond the stated goal of the EPA program and publicly announced the company's commitment to no longer make, use, or buy PFOA by 2015. Additional information is available at: http://www2.dupont.com/PFOA2/en_US/index.html

For more detailed information on DuPont and our progress, please see http://www2.dupont.com/Sustainability/en_US/



The miracles of science™



Copyright© 2008 DuPont. All Rights Reserved. The DuPont Oval Logo, DuPont™, The miracles of science™ and all products denoted with ™ and ® are trademarks or registered trademarks of DuPont or its affiliates. K15817

Printed on recycled paper. Produced with DuPont Imaging Technologies proofing products.