



Facultat d'Economia i Empresa

Information resources in Business, Economics and Statistics

Course 2025-2026

Docents: Oriol Castells I Mar Cabezas

Social Sciences Library



UAB Universitat Autònoma de Barcelona Servei de Biblioteques



Content

- 01** Library Services. Research Support
- 02** Search strategy
- 03** Search tool
- 04** Databases
- 05** Databases of Economics
- 06** Databases of Statistics
- 07** Multidisciplinary Databases

01

Library Services



Library Services

Service Charter

Approved on 4 June 2025, by the General Committee of Users of the Library Service, and on 18 June 2025 by the UAB Quality Committee

UAB Universitat Autònoma
de Barcelona

1

ddd.uab.cat/record/165794


Research Support

UAB Universitat Autònoma de Barcelona **Libraries** English ▾ 🔍


[Our services](#) [Collections](#) [Our libraries](#) [Information for...](#) ▾ [News](#) [Upcoming events](#)

[Home](#) > [Information for...](#) > [Research Staff](#)


Research Staff




[Online guidance service](#)




[Accreditation and evaluation of the research](#)




[Scholarly communication](#)




[UAB Open Science](#)




[CORA.RDR](#)







[Digital Document Repository](#)



[Bibliographic reference managers](#)



[Open Access Publication Funding](#)



Open Science



[Web Open Access UAB](#)

A portal that provides complete information on **open access**, including what it is, the legal framework, how it affects research, funding for publishing, scientific output, and ways to disseminate research, among other topics.investigación, etc.

Digital Document Repository (DDD)

The DDD collects and preserves the **scientific, teaching, and institutional output of the UAB**. It also includes other digital documents that are part of, or complement, the UAB Libraries' collections, making it a comprehensive resource for research and academic materials.



ddd.uab.cat

dipòsit digital de documents de la UAB

UAB
Universitat Autònoma de Barcelona

visitant: identificat

Cerca Lliura Ajuda Personalitza

Servei de Biblioteques Sobre el DDD Català English Español

Cercar en 198,289 registres per:

qualsevol camp Cerca Consultes de cerca Cerca avançada

Limitar per col·lecció:

- ☒ **Articles** (65,937)
Articles publicats (65,937)
- ☒ **Contribucions a jornades i congressos** (1,972)
Materials promocionals (94) Ponències i comunicacions (1,042) Pòsters (218) Presentacions (619)
- ☒ **Publicacions periòdiques** (2,212)
Anuaris i memòries (736) Butlletins (1,148) Revistes (329)
- ☒ **Llibres i col·leccions** (4,305)
Capítols de llibres (1,186) Documents institucionals (406) Llibres (2,713)
- ☒ **Documents de recerca** (21,871)
Estudis (668) Datasets (22) Plans de gestió de dades (PGD) (6) Informes de projectes (144) Prepublicacions (504) Tesis doctorals (8,821) Treballs de Fi de Grau (5,862) Treballs de recerca i projectes de final de carrera (3,581) Working papers (2,264)
- ☒ **Materials didàctics** (981)
Recursos docents (427) Guies de Biblioteques (120) Exposicions de les Biblioteques (428)
- ☒ **Materials acadèmics** (68,927)
Guies de l'estudiant (40) Guies docents (63,022) Memòries de titulacions (339) Exàmens (5,526)
- ☒ **Documents gràfics i multimèdia** (8,619)
Adhesius (78) Àudio (111) Cartells (6,468) Fotografies (965) Mapes (260) Postals (282) Vídeos (456)
- ☒ **Fons personals i institucionals** (24,313)
Jordi Arbonés (1,229) Maria Dolores Baucells (152) Pere Calders (3,893) Jaume Camps (548) Xavier Fàbregas (262) José Agustín Goytisolo (7,781) Bernard Lestegues (336) Antoni Lloret (254) Jesús Moncada (25) Ramón Ortiz Fornaguera (429) Pedro Pascual (3,380) Jaume Roca (319) David Rosenthal (6) Ferran Sunyer i Balaguer (1,159) Miquel Tomás Ondiviela (263) Guions de Ràdio Barcelona (24) Societat del Gran Teatre del Liceu (4,263)

Març, 2020

Centres i grups de recerca
OPEN ACCESS

CORA. RDR

It is a federated, multidisciplinary data repository that enables Catalan universities to publish **research datasets** in line with the **FAIR principles** and the [European Open Science Cloud \(EOSC\)](#) guidelines. This makes research data more accessible, interoperable, and reusable for the academic community.

The screenshot shows the CORA RDR website. At the top left is the logo "CORA Repitori de Dades de Recerca". To the right is a navigation menu with links: Home, About, Search (with a dropdown arrow), User Guide, Metrics, Contact, English (with a dropdown arrow), and Log In. Below the navigation is a dark teal banner. Inside the banner, there is a search bar with the placeholder text "Search this dataverse..." and a magnifying glass icon, followed by a button labeled "Advanced Search". Below the search bar, there are five statistics displayed with icons and text: 42 UNIVERSITIES & CERCA CENTERS (with a building icon), 1,765 DATASETS (with a document icon), 160,143 FILES (with a folder icon), 1,506,908 DOWNLOADS (with a bar chart icon), and 5 TB STORAGE (with a storage box icon). Below the banner, there is a horizontal row of logos for partner institutions, flanked by left and right arrow icons. The logos are: UNIVERSITAT DE BARCELONA, CREAM (CENTRE DE RECERCA EN AGRICULTURA I MEDICINA), CRAG (CENTRE DE RECERCA EN AGRIGENOMICA), Vall d'Hebron Institut de Recerca, UAB (Universitat Autònoma de Barcelona), and CRM (CENTRE DE RECERCA MATEMÀTICA).

Support for accreditation and evaluation

Suport a l'Accreditació i Avaluació de la Recerca (SAAR)

[Accreditacions](#) [Trams de recerca](#) [Fonts](#) [Indicadors](#) [Narrativa](#) [Impacte social](#) [Assessorament](#)

Accreditacions

Accreditacions ...



ANECA Academia

Professorat titular d'universitat i
catedràtic d'universitat



ANECA PEP

Professorat contractat doctor i
d'universitat privada



AQU

Professorat agregat, catedràtic i
Pla Serra Húnter

Trams de recerca

Author identification systems






[Home](#) > [Author identifiers](#)

Author identifiers

It is important to **choose your professional name and standardise your signature**, as this will ensure effective retrieval of your scientific output and **enhance visibility**. There are various author and institution identification systems. Some are linked to **commercial initiatives** (such as **Scopus** and **Web of Science**, which have their own identifiers; **Google Scholar** also allows authors to create profiles to register affiliation and output). Others are linked to **independent initiatives**, such as **IraLIS** and **ORCID**. All of these are free of charge.


[ORCID](#) is the identifier **recommended by the UAB and CSUC** (Consortium of University Services of Catalonia), and is widely used by other research institutions and major scientific publishers. At our university, ORCID is required for certain tasks, such as maintaining an up-to-date profile in [EORETA](#).

Author identification systems

Orcid 	ResearcherID 	AuthorID 
Google Scholar 	IraLIS 	

Within:

Research Communications Cycle



Reference manager tools

UAB Universitat Autònoma de Barcelona **Libraries** English ▾ 🔍

Our services **Collections** **Our libraries** **Information for...** ▾ **News** **Upcoming events**

[Home](#) > Bibliographic reference managers

Bibliographic reference managers

Reference managers are tools that help you efficiently organise and manage your bibliographic references and citations automatically. You can also find more information on how to cite sources and prepare a bibliography [on this page](#) [↗](#).

Institutional Mendeley ▾

Zotero ▾

Tutorials

Mendeley Guide	↗
Zotero Guide	↗
Zotero Video Tutorials	↗
Comparative table of reference managers	↗

Related services

MELENDELEY
Institutional


zotero

All services and resources

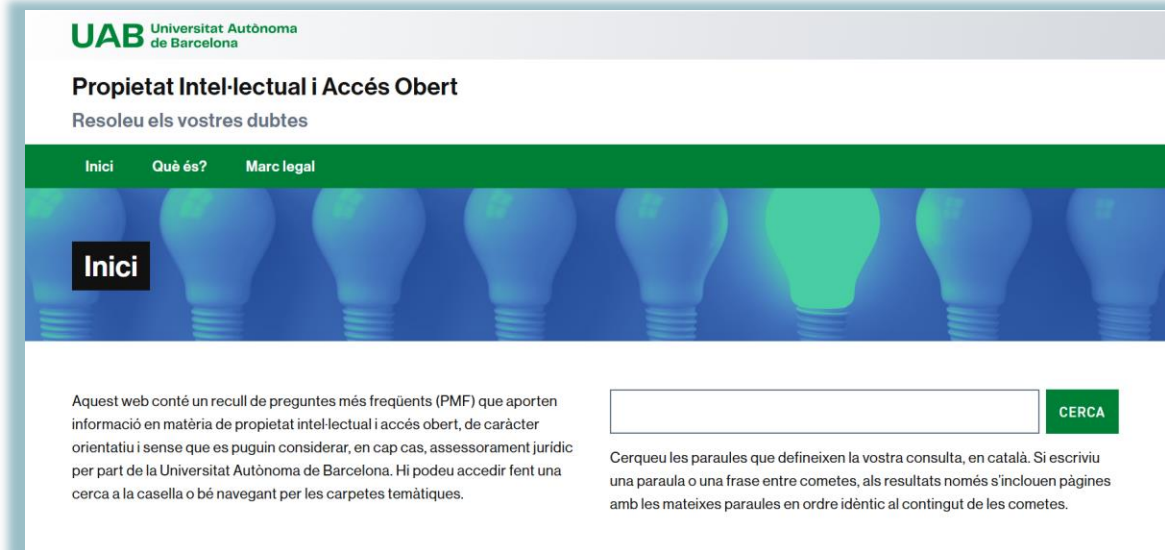
All services and resources available

→

Intellectual Property and Open Access



Intellectual property and open access



Web Propietat Intel·lectual i Accés Obert

It collects the most frequently asked questions (FAQ) on topics related to **copyright** and **open access**.

to contact with us...

bib.socials.produccio.cientifica@uab.cat

02

Search Strategy

Elaboration of a search strategy

- ✓ **Know the content of the sources**
- ✓ **Know how to search them**
 - **General knowledge how to use them**
 - **Particular knowledge for each one**




There have been a trend from the keyword search to the natural language search with the help of AI



Identifying the keywords

- ✓ Use **meaningful** terms that represent relevant concepts and distinguish the documents that may interest you from the rest..
- ✓ Forget about prepositions, conjunctions, articles, pronouns, adjectives, or adverbs
- ✓ Look for **synonyms**
- **Equivalents in English** and other relevant languages.
- ✓ Use **related terms**



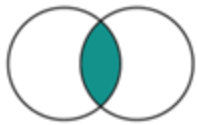
 The **success** of the results will largely depend on the **proper selection of the terms** you use in your search strategy."

3 tips to collect keywords

1. Take a look to a **bibliographic record** and their keywords
2. A website of **Collocations** (Sketch Engine, onelook)
3. A **thesaurus** (i.e. Proquest Thesaurus)


Boolean operators and others

Boolean operators



AND (I,Y,&)

Retrieve the documents that contain **both terms**



OR (+, O)

Retrieve the documents that contain **any of the terms.**



NOT (-, AND NOT)

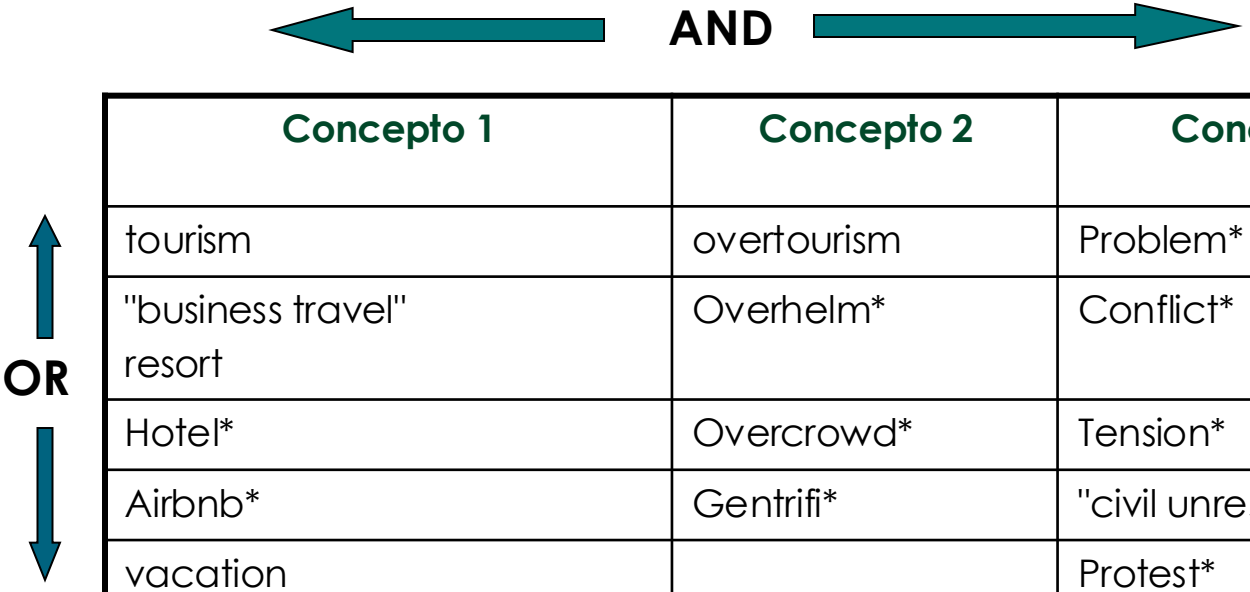
Retrieve the documents that **contain one term, but exclude those that contain the other. .**

Quotes: "Balance of payments"

Asterisc : finan*

Example

Impact of a surge in tourism and the resulting conflicts.



	Concepto 1	Concepto 2	Concepto 3
	tourism	overtourism	Problem*
	"business travel"	Overhelm*	Conflict*
	resort		
	Hotel*	Overcrowd*	Tension*
	Airbnb*	Gentrifi*	"civil unrest"
	vacation		Protest*

(tourism OR visitor* OR "business travel" OR vacation* OR resort* OR hotel* OR airbnb) AND (overtourism OR overwhelm* OR overcrowd* OR gentrifi*) AND (problem* OR tensions OR conflict* OR protest* OR "civil unrest")

Limit the search

Most databases allow us to filter results according to one or several characteristics, thus narrowing down what we are looking for and eliminating unnecessary results. Therefore, use filters, facets, or limits.

- ✓ By date of publication (i.e., 2015-2023)
- ✓ By the language of the documents
- ✓ By geographical scope
- ✓ By the document tipology (i.e., books, only journal articles, databases...)



Tips to ammend the search strategy

	¿TOO MANY RESULTS?	¿FEW RESULTS?
Concepts	Add more that are relevant and combine them with AND .	Keep only the most important ones and remove the rest. Add synonyms and combine them with OR
Truncations	Eliminate truncations	Use truncations
Search fields	Search more specifically (e.g., title or keywords)	Broaden the search to more general fields (e.g., Abstract) or to all fields

03

Search Tool

The Search Tool

<https://www.uab.cat/libraries/>

The screenshot shows the UAB Libraries website. At the top left is the UAB logo (Universitat Autònoma de Barcelona) and the text 'Servicio de Bibliotecas'. At the top right is a language dropdown set to 'Español' and a search icon. Below this is a green navigation bar with links: 'Servicios', 'Colecciones', 'Conoce las bibliotecas', 'Información para...' (with a dropdown arrow), and 'Actualidad'. The main content area has a light blue background. It features a large search bar with the placeholder text 'Cerca per tema, autor, revista, llibre i altres'. To the right of the search bar is a black button with the text 'Búsqueda' and a magnifying glass icon. Below the search bar are five black buttons with white text and external link icons: 'Revistas', 'Bases de datos', 'Libros digitales a prueba', 'Bibliografía de curso', and 'Depósito Digital de Documentos de la UAB'. At the bottom left of the main content area is a green button with a right-pointing arrow and the text 'Mi cuenta'.

UAB Universitat Autònoma de Barcelona Servicio de Bibliotecas

Español 🔍

Servicios Colecciones Conoce las bibliotecas Información para... Actualidad

Cerca per tema, autor, revista, llibre i altres

Búsqueda 🔍

Revistas Bases de datos Libros digitales a prueba Bibliografía de curso Depósito Digital de Documentos de la UAB

→ Mi cuenta

Enlaces directos

[Horarios →](#)

[Reserva tu espacio de estudio →](#)

[ARE+ Acceso a los Recursos Electrónicos →](#)

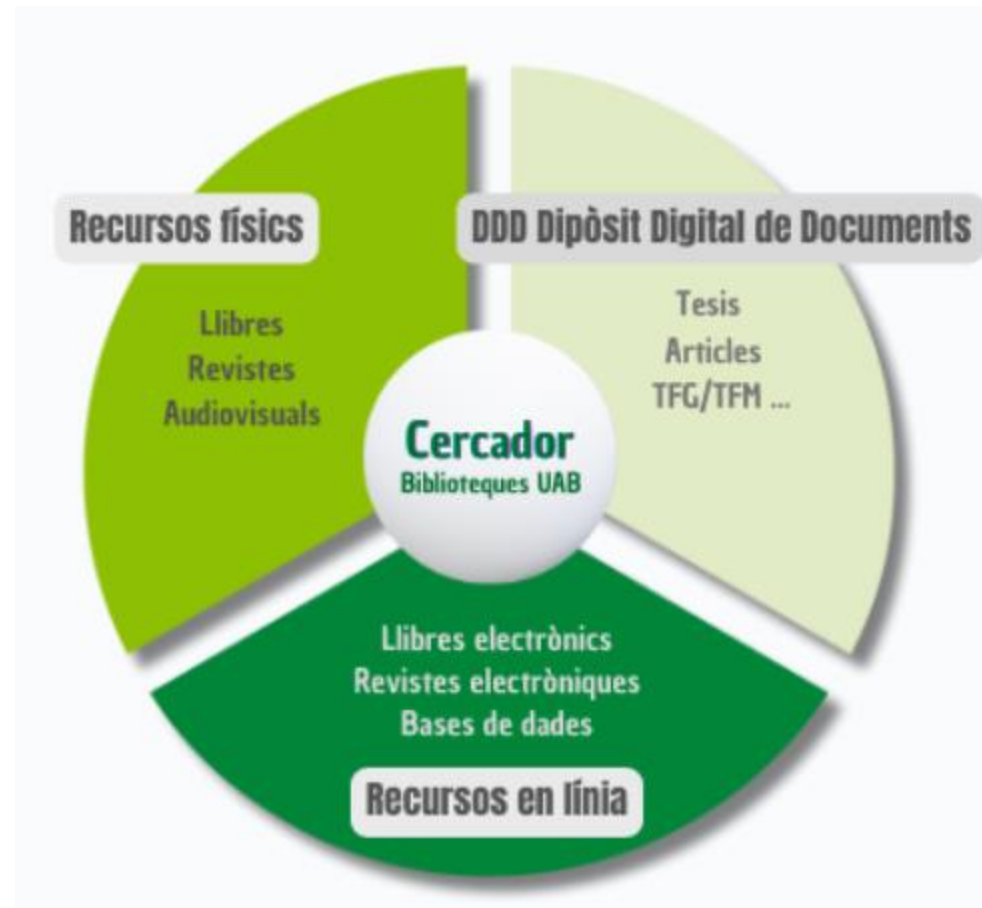
[Guías temáticas →](#)

[Contacto →](#)

The Search Tool

Tool that allows simultaneous searches of **all the resources** of the UAB libraries, both in **printed and electronic** format, offering access to the **full text**.

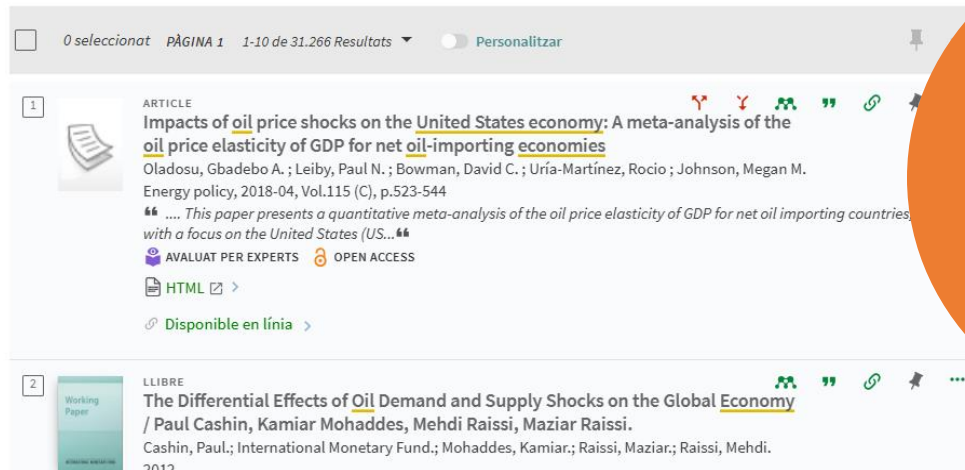
We can search for articles, books, book chapters, databases, etc. at the same time



Access to the digital resources: NIU y PW



No heu trobat el que cercàveu? Feu clic aquí per [ampliar la cerca a altres biblioteques](#) >



Inicia sesión

Estás accediendo a ... **BibCercador**

Identificate con tu cuenta UAB

El formato de tu cuenta UAB es NIU@uab.cat

- Preguntas frecuentes
- Gestión de contraseñas

Canales de comunicación: **Canal TIC**



Centre d'Assistència i Suport - CAS

Incidencias informáticas

+34 93 581 21 00

cas@uab.cat

NIU@uab.cat

PASSWORD

Search Tool: simple search





SCOPE OF THE SEARCH

The screenshot shows a library search interface with the following elements and annotations:

- Search Bar:** Contains the text "narrativa transmedia". To its right is a dropdown menu "Busca en la UAB" and a microphone icon. An arrow labeled "SCOPE OF THE SEARCH" points to this area.
- Filters:** On the left, under "Activar filtros", there are options: "Libros" (selected), "Recordar todos los filtros", and "Restablecer filtros". Below this is "Cambiar sus resultados". Further down is "Ordenar por Relevancia" with a dropdown arrow. Below that are several filter categories with green checkmarks: "Novedades en el catálogo", "Disponibilidad", "Materia", "Autor/Creador", "Biblioteca", "Fecha de creación", and "Idioma". An arrow labeled "FILTERS" points to this section.
- Results:** The main area shows a list of results. The first result is "La guerra de los mundos : la narrativa transmedia en educación / Núria Molas Castells." with a book cover icon. The second result is "La nueva narrativa transmedia de la generación Google Kids / Alfonso Freire Sánchez; prólogo de Rebeca Pardo". The third result is "La guerra de los mundos: la narrativa transmedia en educación / Molas Castells, Núria". An arrow labeled "EXPAND THE RESULTS" points to the top of the results list. An arrow labeled "NUMBER OF RESULTS" points to the text "1-50 de 79 Resultados". An arrow labeled "ACCESS TO FULL TEXT" points to the "Disponibilidad" status of the second result. An arrow labeled "LOCALISATION OF PHYSICAL DOCUM" points to the "Disponibilidad" status of the third result.

Access to the full text





ARTÍCULO

Promoting structured participation for competitiveness in services companies

García-Arca, Jesús ; Prado-Prado, J. Carlos ; Fernández-González, Arturo J

Journal of industrial engineering and management, 2018-04-06, Vol.11 (2), p.196-206

 OPEN ACCESS

 Disponible en línea >


SUPERIOR


ENVIAR A


VER ONLINE


DETALLES


Enviar a



EXPORTAR
BIBTEX



ENDNOTE



IMPRIMIR


CORREO
ELECTRÓNICO



EXPORTAR RIS


CITA







ENLACE
PERMANENTE


DEMANAR PER
PRÉSTEC
INTERBIBLIOTECAR

Ver Online



Texto completo disponible

ProQuest Central Disponible de 01/07/2008.	
ABI/INFORM Collection Available from 01/07/2008.	
EBSCOhost Academic Search Ultimate Disponible de 01/06/2012.	
RACO Revistes Catalanes amb Accés Obert Available from 2008 volume: 1 issue: 1.	
DOAJ Directory of Open Access Journals	

Search tool: advanced search



Scope

Filters

CRITERIO DE BÚSQUEDA

Buscar:

☒ Busca en la UAB ☐ Ampliar a otras bibliotecas ☐ En bibliotecas del CSUC ☐ Bibliografía de curso ☐ Bases de datos Ebsco (necessita identificación)

Filtros de búsqueda

Cualquier campo ▼ contiene ▼ Introduzca un término de búsqueda

Y ▼ Cualquier campo ▼ contiene ▼ Introduzca un término de búsqueda

+ AÑADIR UNA NUEVA LÍNEA

↻ LIMPIAR

Tipo de material

Todos los ejemplares ▼

Idioma

Idioma ▼

Fecha de inicio:

Día ▼ Mes ▼ Año de inic

Fecha de finalización:

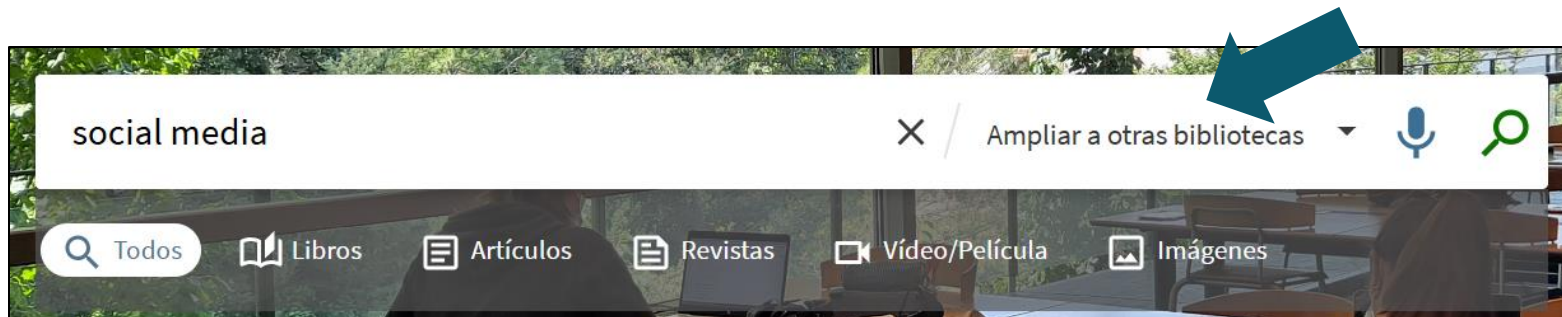
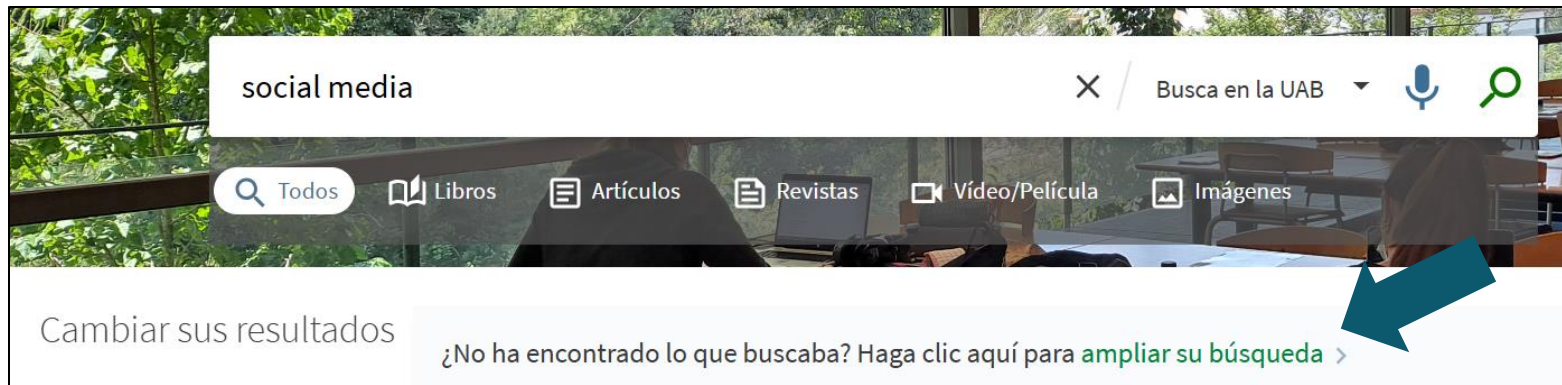
Día ▼ Mes ▼ Año de fina

→ Cualquier campo contiene Introduzca un término de búsqueda
Y Cualquier campo contiene Introduzca un término de búsqueda

BUSCAR

28

Search tool: expand your search



Search tool: expand your search



Obtenerlo de otras bibliotecas



Conseguir una copia física

Entregado en **7 Días**

Mantener para **21 días**

OBTÉNGALO

OR



¿Necesita un capítulo?

Entregado en **24 Horas**

por correo electrónico

OBTÉNGALO

Actions with the references

1



ARTÍCULO

Impacts of oil price shocks on the United States economy: A meta-analysis of the oil price elasticity of GDP for net oil-importing economies

Oladosu, Gbadebo A. ; Leiby, Paul N. ; Bowman, David C. ; Uría-Martínez, Rocio ; Johnson, Megan M.
Energy Policy, 2018-04, Vol.115 (C), p.523-544

“ This paper presents a quantitative meta-analysis of the oil price elasticity of GDP for net oil importing countries, with a focus on the United States (US...) ”

 EVALUADO POR PARES  OPEN ACCESS

 [HTML](#)  [>](#)

 [Disponible en línea](#) [>](#)



 EXPORTAR RIS

 EXPORTAR
BIBTEX

 ENDNOTE

 IMPRIMIR

 CORREO
ELECTRÓNICO

 MENDELEY

 CITA

 ENLACE
PERMANENTE

Is it enough the Search Tool?



Collection Name	Coverage Percentage
Bacon Proquest Couperin ABI Inform Collection \$PROQUEST_COUPERIN_ABI	99
Bacon Proquest Couperin ABI Inform Global \$PROQUEST_COUPERIN_ABI-INF	99
Bacon Proquest Couperin ABI Inform Plus \$PROQUEST_COUPERIN_ABI-INFO	99
Web of Science	100
Factiva Major News and Business Publications (Corporate)	100
EBSCOhost Econlit with Full Text	100
Scopus	100
Statista	100

Others like Sabi, LSEG Workspace are not included

ARE+ (or Lean Library)

It is a browser extension that allows access to the electronic resources subscribed to by the UAB Libraries.

When you visit a journal, an article, or a database subscribed to by the UAB, a **notification** will appear informing you that you have access. In the case of non-subscribed resources, Lean Library will offer you **open access alternatives**.



[Webpage of ARE+ at the dSdB Website](#)



04

Databases

Tipology of databases

Databases are one of the main sources of information for finding scientific literature. According to the type of information they contain, databases can be classified according to different criteria.

According to their content.

- **Bibliographics** (with only the reference of the document, ej.: **Dialnet**)
- **Documentary** (with the reference and the full text of the document)
- **Statistics** (with numerical information represented in tables or graphs, i.e.: **SABI**)



According their subject

- **Specialized** (in a subject, ej.: **Econlit**)
- **Multidisciplinary** (on different subjects, i.e.: **Scopus**)



Scopus

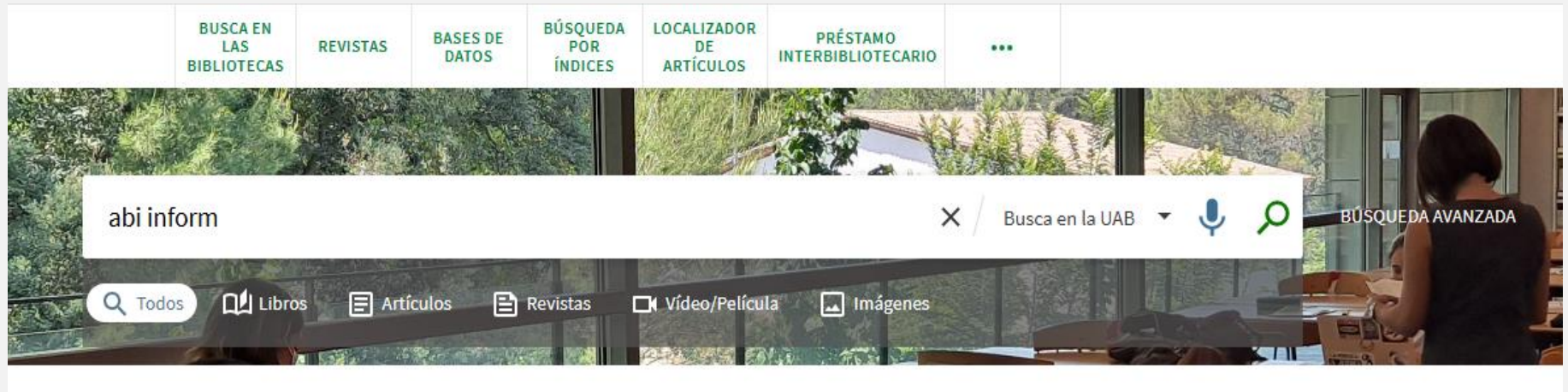
According to their document typology

- Doctoral theses (i.e.: **TDX**)
- Journal articles (Ej.: **Dialnet**)
- Working Papers (Ej.: **RecerCAT**)



How to access to the databases?

From the **Search Tool**



Access from the Subject Guides

Guías temáticas



Ciencias Políticas y Sociología

GUÍA TEMÁTICA CIENCIAS POLÍTICAS Y SOCIOLOGÍA
GUÍAS TEMÁTICAS



Comunicación

GUÍA TEMÁTICA COMUNICACIÓN GUÍAS TEMÁTICAS



Economía

GUÍA TEMÁTICA ECONOMÍA GUÍAS TEMÁTICAS



Educación

GUÍA TEMÁTICA EDUCACIÓN GUÍAS TEMÁTICAS

Recursos destacados de Economía

Dentro de

GUÍA TEMÁTICA ECONOMÍA

Aquí encontraréis una selección de los principales recursos de información que os recomendamos en el ámbito de la Economía, Empresa, Estadísticas, Turismo y Dirección Hotelera

Recomendamos

Statista	↗
Econlit	↗
Sabi	↗
Factiva	↗
Leisure and Tourism	↗
eLibro	↗



Biblioteca de Ciencias Sociales
Edificio B0, Calle de la Vall Moranta, 08193 Bellaterra
(Cerdanyola del Vallès)

↻ [Google Maps](#)
↻ [Horarios](#)
↻ [Biblioteca de Ciencias Sociales](#)

☎ +34 93 581 1801

05

Economics Databases

Economics Databases

ProQuest: platform of databases. Among the resources on Economics and Business, it stands out ABI-Inform and EconLit

ProQuest

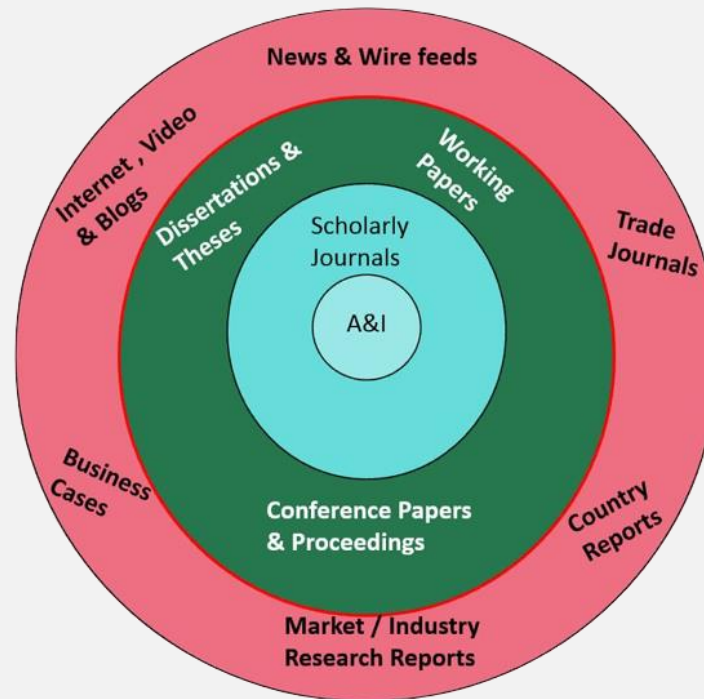
ABI/INFORM Collection

- Electronic journals: most in full text
- Doctoral theses
- Working papers
- Newspapers: Wall Street journal, Financial Times...
- Non academic content

EconLit

- Journals with peer review: references of articles
- Working papers: mainly from universities
- Books
- Doctoral theses
- Conference proceedings
- Book reviews

ABI/Inform vs Econlit



ABI/Inform

Home Page



On the homepage, you'll see that when you search in ABI/Inform, you're actually searching across three databases, which is **why it's called the A/I Collection**.

You can also explore the topics covered by the A/I Collection.

The screenshot shows the ABI/INFORM homepage. At the top, there's a navigation bar with links: Basic Search, Advanced Search, Publications, Browse, About, and Change databases. Below this is a large search bar with the placeholder text "Enter search terms..." and a search button. Under the search bar, there are filters: Full text, Peer reviewed, and Exclude Wire Feeds. The main content area features a large background image with the text "Business" and "Economics". Below the image, there's a paragraph describing the database: "The most comprehensive ABI/INFORM® database, this comprises ABI/INFORM Global, ABI/INFORM Trade and Industry, and ABI/INFORM Dateline. The database features thousands of full-text journals, dissertations, working papers, key business and economics periodicals such as the Economist, country and industry-focused reports, and downloadable data. Its international coverage gives researchers a complete picture of companies and business trends around the world. To see what's new in ABI/INFORM Collection click here." To the right of this paragraph is a "Want to Learn More?" section with links: Search the online Help, Discover answers to common questions at ProQuest's Product Support Center, and Contact Support if you need further assistance. Two callout boxes are overlaid on the screenshot. The first box, titled "Materias tratadas", lists topics: Business, Economic conditions, Corporate strategies, Management theory, Management techniques, Business trends, Competitive landscape and product information, Accounting, Finance, and Etc. The second box, titled "Bases de datos incluidas", lists databases: ABI/INFORM Dateline, ABI/INFORM Global, and ABI/INFORM Trade & Industry. At the bottom of the screenshot, there's a footer with links: About ProQuest, Contact Us, Terms and Conditions, Privacy Policy, Cookie Policy, Preferencias sobre cookies, and Accessibility. The copyright notice "Copyright © 2021 ProQuest LLC" is also visible.

Materias tratadas

- Business
- Economic conditions
- Corporate strategies
- Management theory
- Management techniques
- Business trends
- Competitive landscape and product information
- Accounting
- Finance
- Etc.

Bases de datos incluidas

- ABI/INFORM Dateline
- ABI/INFORM Global
- ABI/INFORM Trade & Industry

About

To learn more about what's in the database, click on the **About** option in the top menu.

There, you can check out the main **full-text newspapers** available in ABI/Inform, as well as the **top journals**.

ProQuest
ABI/INFORM Collection
Basic Search Advanced Search Publications

Access provided by
UNIVERSITAT AUTÒNOMA DE BARCELONA

Acerca de

ABI/INFORM Collection

Launched in the early 1970s, ABI/INFORM remains the gold standard when it comes to business research databases. ABI/INFORM Collection's massive content set – which includes important full-text journals and much sought-after titles from the business press as well as key trade publications, dissertations, conference proceedings, and market reports – will help today's researchers resolve tomorrow's problems.

ABI/INFORM Collection includes all content found in ABI/INFORM Global, ABI/INFORM Deline, and ABI/INFORM Trade and Industry. It also includes ABI/INFORM Archive, which offers a deep backfile of many of the most important business journals of the last century.

Through agreements with some of the world's most prestigious publishers – including Cambridge University Press, Dow Jones & Company, Emerald Group Publishing, Dun and Bradstreet, Palgrave MacMillan, the Financial Times Group, and the Economist Intelligence Unit – ProQuest provides access to hundreds of key business titles.

Key ongoing full-text journals include:

- Journal of Business Ethics
- Journal of Economic Literature
- Journal of International Business Studies

Key ongoing full-text periodicals include:

- Wall Street Journal
- Christian Science Monitor
- The Economist
- Fast Company
- Financial Times
- Maclean's
- U.S. News & World Report
- Women's Wear Daily (WWD)

Key ongoing full-text analyses include market and industry reports from:

- Economist Intelligence Unit
- Hoovers/Dunn and Bradstreet
- Business Monitor International
- Oxford Analytica
- Oxford Economic Forecasting
- Emerging Markets Direct
- Experian
- Euromonitor
- Acquisdata

i You can also see the organizations responsible for the market and industry sector reports included in the database.

Top Menu

To make the most of ABI/Inform, it's important to know how the top menu works. You'll find options for Basic Search, Advanced Search, Publications, Browse, and Change Databases, each helping you navigate and explore the database efficiently



The screenshot shows the top navigation bar of the ABI/INFORM Collection website. The bar is dark blue with white text. The title 'ABI/INFORM Collection' is on the left. To its right are six menu items: 'Búsqueda básica' (highlighted with a green underline), 'Búsqueda avanzada', 'Publicaciones', 'Examinar', 'Acerca de', and 'Cambiar bases de datos'. Below the menu is a search bar with the placeholder text 'Enter search terms...'. To the right of the search bar is a magnifying glass icon. Below the search bar are three checkboxes: 'Full text', 'Peer reviewed' (with an information icon), and 'Exclude Wire Feeds'. To the right of these checkboxes is a link 'Search tips'. Below the search bar is a banner image showing a close-up of a newspaper page with financial data, including the number '51146.06'. Below the banner is a paragraph of text describing the database. To the right of the paragraph is a box titled 'Want to Learn More?' containing a list of links.

ABI/INFORM Collection

Búsqueda básica Búsqueda avanzada Publicaciones Examinar Acerca de | Cambiar bases de datos

Enter search terms...

Full text Peer reviewed Exclude Wire Feeds Search tips

The most comprehensive ABI/INFORM™ database, this comprises ABI/INFORM Global, ABI/INFORM Trade and Industry, and ABI/INFORM Dateline. The database features thousands of full-text journals, dissertations, working papers, key business and economics periodicals such as the Economist, country-and industry-focused reports, and downloadable data. Its international coverage gives researchers a complete picture of companies and business trends around the world.

To see what's new in ABI/INFORM Collection click [here](#).

- More information
- View title list

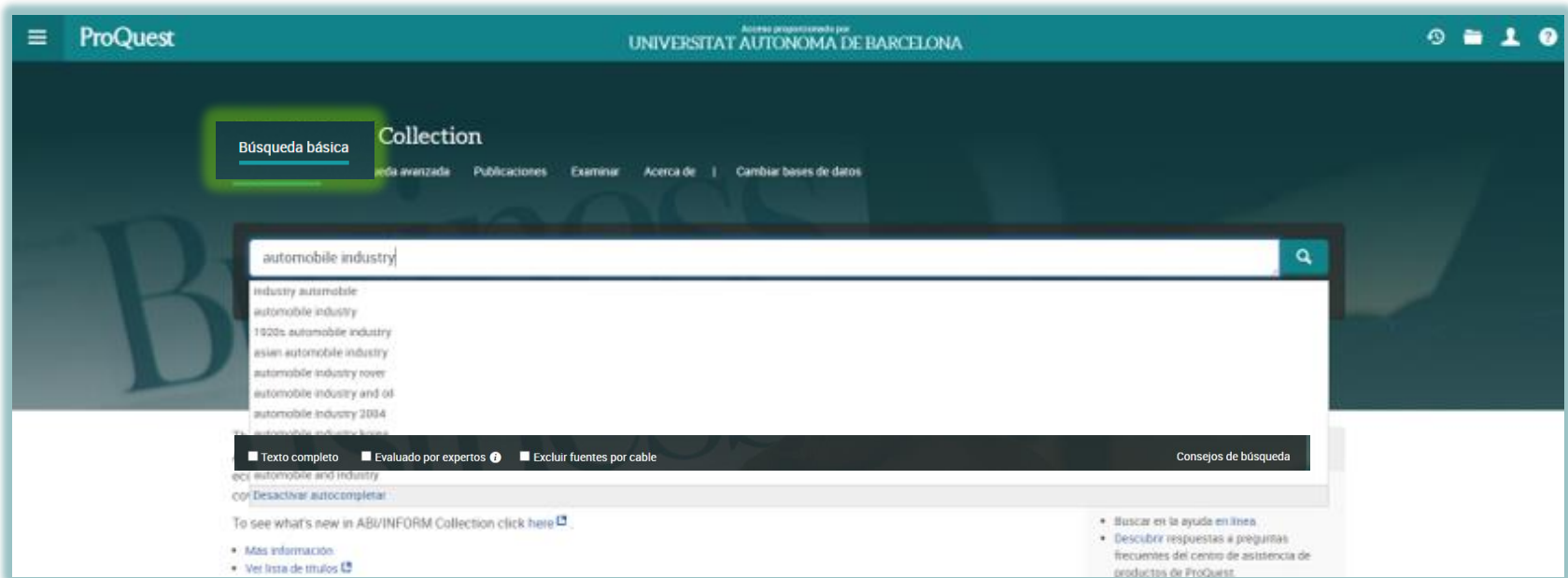
Want to Learn More?

Try one of these options:

- Search the online [Help](#).
- Discover answers to common questions at ProQuest's Product Support Center.
- Contact [Support](#) if you need further assistance.

Basic search

In Basic Search, ABI/Inform gives you suggestions as you type your keywords. You can choose up to three preset criteria before running your search, and you can also consult the Search Tips to improve your results.



Page of results

- The interface is divided into **two sections** with different options:

- Left:** facets or filters, and options to sort your results

- Right:** access to the full text or abstract, and actions you can take with the selected references

- Clicking on a **document title** or on **Abstract/Details** will take you directly to that document's page.

2.099.356 resultados

Modificar búsqueda Búsquedas recientes Guardar búsqueda/alerta ▼

The screenshot shows a search results page for the query 'automobile industry'. The interface is divided into three main sections:

- Left Panel (Facets/Filters):** Includes options to sort by relevance, limit results, and filter by source type (e.g., books, theses, journals) and publication date. A bar chart shows the distribution of results over time.
- Center Panel (Search Results):** Displays a list of search results. Each result includes a title, a brief abstract, and options to view the full text or details. A 'Tipo de documento' (Document Type) filter is visible at the bottom of this panel.
- Right Panel (Related Information):** Provides additional context for the selected document, including its source and related keywords.

The 'Tipo de documento' filter shows the following counts:

- Noticias (1.545.478)
- Artículo (123.778)
- Artículo principal (105.091)
- Perfil de empresa (94.660)
- Blog (92.428)
- Más >

Document page

ProQuest

Acceso proporcionado por UNIVERSITAT AUTONOMA DE BARCELONA

ABI/INFORM Collection

Descargar Citar Copiar Imprimir Todas las

< Volver a la página Resultados 1 de 3.392.835 > Texto completo | Revista científica

FDI Inflows and Exports of Automobile Industry in India: A Cointegration Approach

Singh, Parul, Singh, Pradeep Kumar. IUP Journal of Applied Economics; Hyderabad. Tomo 23, N.º 1. (Jan 2024): 71-89.

Texto completo

Texto completo - PDF

Resumen/detalles

Resumen

Traducir

The study examines the role of foreign direct investment (FDI) in shaping the export trajectory of the Indian **automobile** sector. The study uses VECM technique to determine the existence of cointegration between FDI inflows and exports of **automobile industry**, and to check the long-run and short-run dynamism among the variables. It uses annual time series data on exports and FDI inflows in the **industry** by considering Indian rupee real effective exchange rate (REER) and world GDP as control variables. The study finds that FDI inflows positively and significantly affect the exports of **automobile industry** in India in the long run. The findings also validate the J-curve theory of effect of depreciation on the exports of **automobile industry** that depreciation of Indian rupee has a favorable effect on the exports or trade balance of this **industry**. The study finds a significant relationship between FDI inflows and exports in only one direction, i.e., running from FDI inflows to exports of the **industry**. Furthermore, the results show that there is bidirectional causality between India's rupee REER and FDI inflows in **automobile industry**. The results suggest that providing a conducive environment to foreign players would positively impact the exports of the **automobile industry**.

Texto completo

Traducir

Activar la navegación de términos de búsqueda

Escuchar

Headnote

The study examines the role of foreign direct investment (FDI) in shaping the export trajectory of the Indian **automobile** sector. The study uses VECM technique to determine the existence of cointegration between FDI inflows and exports of **automobile industry**, and to check the long-run and short-run dynamism among the variables. It uses annual time series data on exports and FDI inflows in the **industry** by considering Indian rupee real effective exchange rate (REER) and world GDP as control variables. The study finds that FDI inflows positively and significantly affect the exports of **automobile industry** in India in the long run. The findings also validate the J-curve theory of effect of depreciation on the exports of **automobile industry** that depreciation of Indian rupee has a favorable effect on the exports or trade balance of this **industry**. The study finds a significant relationship between FDI inflows and exports in only one direction, i.e., running from FDI inflows to exports of the **industry**. Furthermore, the results show that there is bidirectional causality between India's rupee REER and FDI inflows in **automobile industry**. The results suggest that providing a conducive environment to foreign players would positively impact the exports of the **automobile industry**.

IA [Beta]

Research Assistant BETA

Esta es la **conclusión principal** para este documento.

FDI inflows positively affect exports of the automobile industry in India, indicating a significant relationship that enhances export performance.

Additional topics discussed in the text are: the impact of the real effective exchange rate (REER) on FDI and exports, the role of global GDP in the export dynamics of the automobile industry, and the historical context of policy changes affecting FDI in India. These topics are significant for researchers as they provide a comprehensive understanding of the factors influencing the growth and competitiveness of the automobile sector in a globalized economy.

Understanding the dynamics of the automobile industry in relation to foreign direct investment is crucial for grasping the broader implications of economic policies and global market trends.

AI-generated content: quality may vary. Check for accuracy. [Disclaimer](#)

Explorar fuentes sugeridas.

New but used

International Transport Forum Policy Papers. (05 Dec 2023)

China's development co-operation

Schwarz, Rolf, et al. OECD Development Co-operation Working Papers. (22 Dec 2023)

Proponga temas de investigación basándose en este documento.

Describe los conceptos importantes en este documento.

5 ?

47

Advanced Search

Búsqueda avanzada

Línea de comandos

Búsquedas recientes

Tesaurus

Códigos de campo

Consejos de búsqueda

en

Cualquier campo

AND

en

Cualquier campo

Añadir fila

Limitar a: ☐ Texto completo ☐ Evaluado por expertos ☐ Excluir fuentes por cable

Fecha de publicación:

Todas las fechas

Empresa/organización:

Código NAICS:

Código de clasificación:

Lugar:

Persona:

Mostrar más campos

Consultar Empresas/organizaciones

Consultar Códigos NAICS

Consultar Códigos de clasificación

Consultar Lugares

Consultar Personas

Buscar

Cualquier campo

Cualquier campo

Cualquier campo excepto texto completo – NOFT

Autor – AU

Resumen – AB

Texto de documento – FT

Título de publicación – PUB

Título del documento – TI

Todas las materias e indexaciones – SU

Encabezamiento de materia – MAINSUBJECT

Empresa/organización – ORG

Lugar – LOC

Nombre del producto – NP

Persona – PER

Más opciones:

Código de clasificación – OC

Código NAICS – NAICS

Fortune rank – FORT

ISSN – ISSN

Referencia – REF

Autor citado – CAU

Consultar Personas

Introduzca un nombre

keynes john

Buscar

☒ Contiene ☐ Comienza por

Todos 0-9 A-C D-F G-I J-L M-O P-R S-U V-Z

Combinar términos con: ☒ OR ☐ AND

Añadir

Ha seleccionado 4 personas para añadir ver

Personas	Cuenta*
<input type="checkbox"/> Keynes, John	
<input checked="" type="checkbox"/> Keynes, John M	19
<input checked="" type="checkbox"/> Keynes, John M.	1
<input checked="" type="checkbox"/> Keynes, John Maynard	716
<input checked="" type="checkbox"/> Keynes, John Maynard (1883-1946)	1508

* Las cuentas mostradas pueden diferir de los resultados reales: los resultados duplicados y las variaciones de puntuación se ignoran cuando se ejecuta la búsqueda.

Cerrar Añadir

Tipo de fuente:

☐ Seleccionar todo

- ☐ Blogs, podcasts y sitios web
- ☐ Documentos de trabajo
- ☐ Informes
- ☐ Libros

Tipo de documento:

☐ Seleccionar todo

- ☐ Acta de conferencia
- ☐ Anuncio
- ☐ Apéndices
- ☐ Artículo

Idioma:

☐ Seleccionar todo

- ☐ Afar
- ☐ Afrikaans
- ☐ Alemán
- ☐ Árabe

Advanced Search

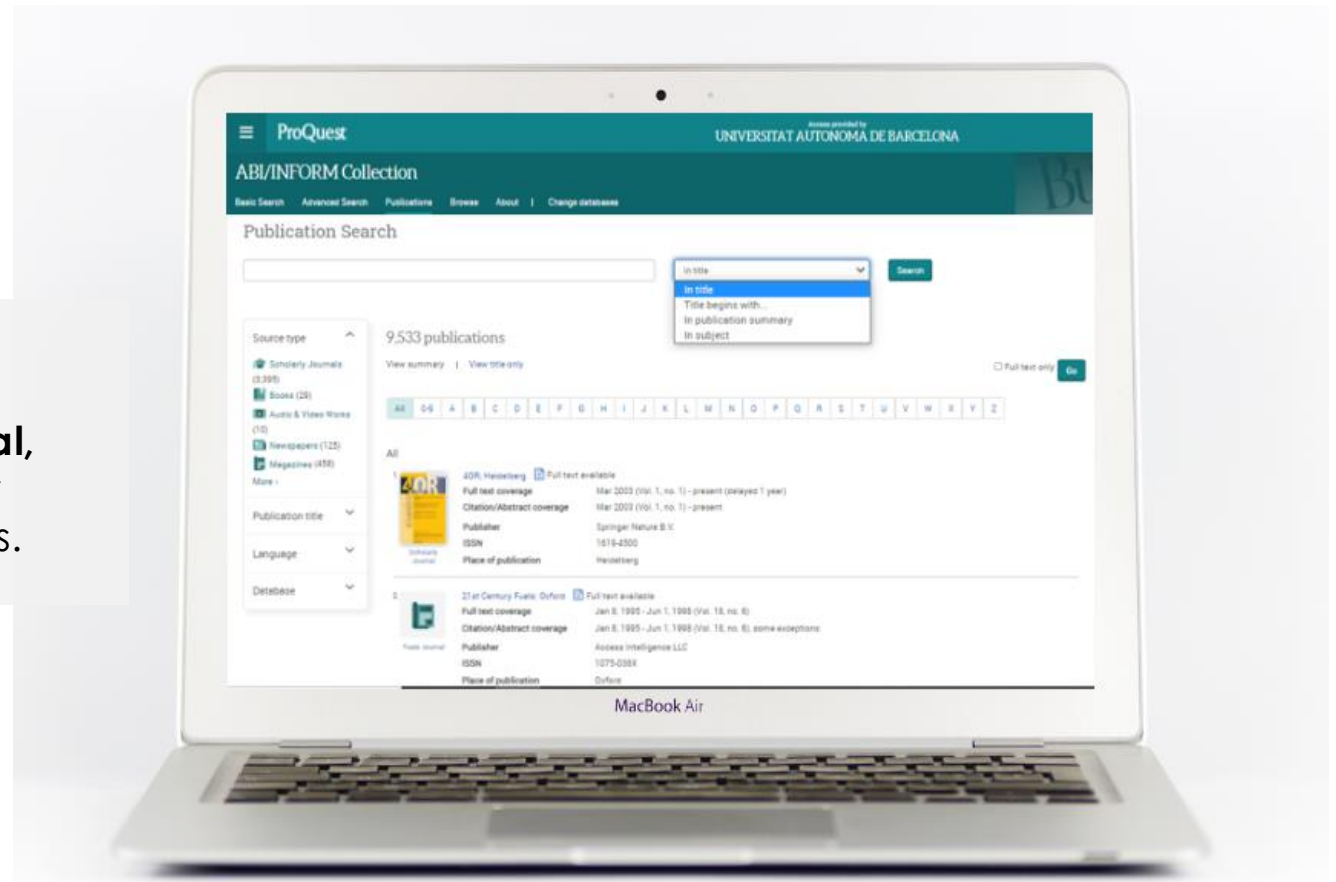
The screenshot displays the ProQuest ABI/INFORM Collection Advanced Search page. The interface includes a top navigation bar with the ProQuest logo and the text 'UNIVERSITAT AUTÒNOMA DE BARCELONA'. Below this is a sub-header 'ABI/INFORM Collection' with links for Basic Search, Advanced Search, Publications, Browse, About, and Change databases.

The main section is titled 'Advanced Search' and features a search form with two input fields and dropdown menus for 'Anywhere' and 'Anywhere'. A green box highlights the 'Consultar Personas' (Consult People) sidebar on the left. This sidebar contains a search input field with 'keynes john' and a 'Buscar' button. Below the input field are radio buttons for 'Contiene' (selected) and 'Comienza por'. A list of search results is shown, including 'keynes, John M' (19 results), 'Keynes, John M.' (1 result), 'Keynes, John Maynard' (716 results), and 'Keynes, John Maynard (1883-1946)' (1508 results). A green arrow points from the 'Look up People' link in the sidebar to the search results.

The search results page shows 2,237 results. A green box highlights the search criteria: 'per Exact("Keynes, John M" OR "Keynes, John M." OR "Keynes, John Maynard (1883-1946)" OR "John Keynes" OR "Keynes, John" OR "Keynes, John Maynard" OR "Keynes, John Maynard")'. Below the criteria, a list of results is displayed, including 'Webtel.mobi Describes Why the High Debt of 67 Countries is a Likely Barrier to Global CBDC and Digital Currency Adoption' and 'ICT Monitor Worldwide: Amman [Amman] 21 Oct 2021'.

Publications

In the **Publications** search menu, you can look for a **journal**, **newspaper**, or other types of publications.



Publications

ProQuest
UNIVERSITAT AUTÒNOMA DE BARCELONA

ABI/INFORM Collection

Basic Search Advanced Search Publications Browse About Change databases

< Back to publication search

The Economist

London: The Economist Intelligence Unit N.A., Incorporated

2021
2020
2019
2018
2017
2016
2015
2014
2013
2012
2011
2010
2009
2008
2007
2006
2005
2004
2003

business
vival

Search: bitcoins

Full text coverage Jan 4, 1992 (Vol. 322, no. 7740) - present
Citation/Abstract coverage Jan 4, 1986 (Vol. 298, no. 7427) - present
More publication information


2021 > October > Oct 16, 2021, Vol. 441 (9267) View issue

Issue contents (latest available): Oct 16, 2021, Vol. 441 (9267)

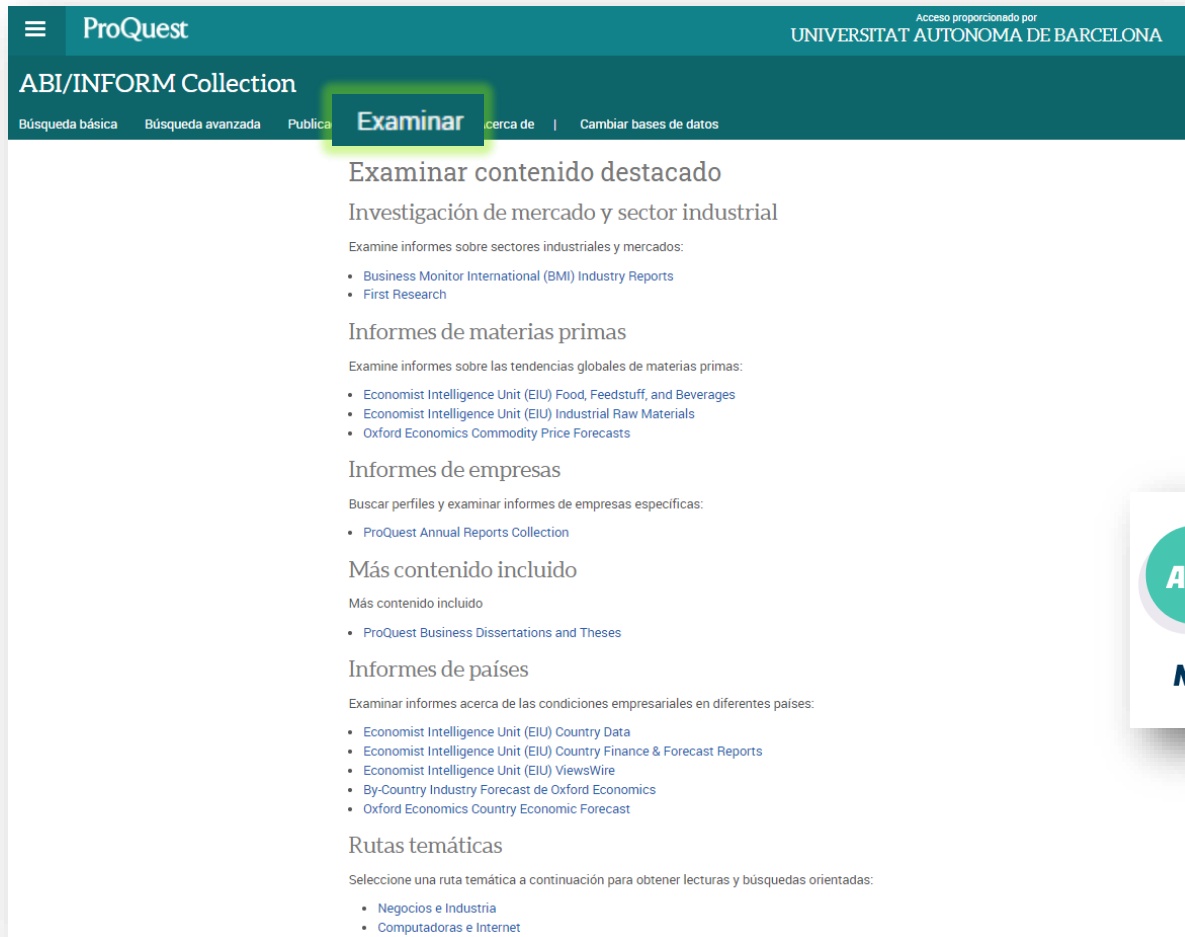
Select 1-71

Table of Contents

1 Anonymous **The Economist**: London Vol. 441, Iss. 9267, (Oct 16, 2021): 5-6.
Details Full text - PDF (339 KB)



Exam



ProQuest

Acceso proporcionado por
UNIVERSITAT AUTONOMA DE BARCELONA

ABI/INFORM Collection

Búsqueda básica Búsqueda avanzada Publicar **Examinar** Cerca de | Cambiar bases de datos

Examinar contenido destacado

Investigación de mercado y sector industrial

Examine informes sobre sectores industriales y mercados:

- Business Monitor International (BMI) Industry Reports
- First Research

Informes de materias primas

Examine informes sobre las tendencias globales de materias primas:

- Economist Intelligence Unit (EIU) Food, Feedstuff, and Beverages
- Economist Intelligence Unit (EIU) Industrial Raw Materials
- Oxford Economics Commodity Price Forecasts

Informes de empresas

Buscar perfiles y examinar informes de empresas específicas:

- ProQuest Annual Reports Collection

Más contenido incluido

Más contenido incluido

- ProQuest Business Dissertations and Theses

Informes de países

Examinar informes acerca de las condiciones empresariales en diferentes países:

- Economist Intelligence Unit (EIU) Country Data
- Economist Intelligence Unit (EIU) Country Finance & Forecast Reports
- Economist Intelligence Unit (EIU) ViewsWire
- By-Country Industry Forecast de Oxford Economics
- Oxford Economics Country Economic Forecast

Rutas temáticas

Seleccione una ruta temática a continuación para obtener lecturas y búsquedas orientadas:

- Negocios e Industria
- Computadoras e Internet

ACCES BY MENUS


NOT BY KEYWORDS

Exam

Economist Intelligence Unit (EIU) Country Data

Browse by Location

- + Africa [View 190 documents](#)
- + Asia-Pacific region [View 1085 documents](#)
- + Australasia [View 6 documents](#)
- + Eastern Europe [View 177 documents](#)
- + Latin America [View 563 documents](#)
- + Middle East [View 358 documents](#)
- + North America [View 383 documents](#)
- + Western Europe [View 926 documents](#)



**ALPHABETIC
ORDER**

Exam

Country Data Spain October 2021

INDICATOR - Latest available		Economic structure								
		GDP at market prices								
Read from Gross dom. Break in s-\$	bn	Nominal GDP (US\$)	ESGDP	136.6	123.2	124.4	128.6	128.6	137.9	
Read from Gross dom. Break in s-PPP	bn	Nominal GDP (PPP\$)	ESGDP	258.35	282.45	303.85	321.13	338.54	357.46	
Auto Nla Gross dom. Break in s-LCU	bn	Nominal GDP (LCU)	ESGDP	98.2	110.2	126.7	144.3	162.8	180.9	
Auto Nla Gross dom. Break in s-LCU	bn	Real GDP (LCU)	ESRGDP	497.7	497	503.2	512.1	521.2	533.3	
		Real expenditure on GDP (at chained market prices)								
Auto Nla Gross dom. Break in s-LCU	bn	Real GDP (LCU)	ESRGDP	497.7	497	503.2	512.1	521.2	533.3	
Auto Nla Private con. There is a LCU	bn	Real private consumption (LCU)	ESRCP	329.8	326.5	326.6	327.9	327.3	334.7	
Auto Nla Government There is a LCU	bn	Real government consumption (LCU)	ESRGOE	63.4	66	69.1	71.3	72.7	75.8	
Auto Nla Gross fixed There is a LCU	bn	Real gross fixed investment (LCU)	ESRFIN	86.8	85.4	86.3	85.2	81.1	86.6	
Auto Nla Stockbuild There is a LCU	bn	Real stockbuilding (LCU)	ESRSTK	11.7	-1.7	-0.9	-2.6	2.8	0.3	
Auto Nla Exports of There is a LCU	bn	Real exports of G&S (LCU)	ESREXP	52.7	58.6	61.9	67.8	76	76.5	
Auto Nla Imports of There is a LCU	bn	Real imports of G&S (LCU)	ESRIMP	44.3	42.7	44.8	44.3	43.7	47	
Auto Nla Total dom. There is a LCU	bn	Real domestic demand (LCU)	ESRDMD	491.7	476.2	481.1	481.9	483.8	497.4	
		Expenditure on GDP (real % change pa)								
Read from Percentage Break in GDP series in 1995 due		Real GDP (% change pa)	ESGDP	-	-8.1	1.2	1.8	1.8	2.3	
Read from Percentage There is a break in the GDP s		Private consumption (real % change pa)	ESRCP	-	-1	0	0.4	-0.2	2.3	
Read from Percentage There is a break in the GDP s		Government consumption (% real change pa)	ESRGOE	-	4.1	4.8	3.2	1.9	4.3	
Read from Percentage There is a break in the GDP s		Gross fixed investment (% real change pa)	ESRFIN	-	-1.7	1	-1.2	-4.8	5.7	
Read from Change in There is a break in the GDP s		Stockbuilding, contribution to real GDP growth (% points)	ESRSTK	-	-2.7	0.2	-0.3	1	-0.5	
Read from Percentage There is a break in the GDP s		Exports of G&S (% real change pa)	ESREXP	-	11.3	5.6	9.6	12	0.7	
Read from Percentage There is a break in the GDP s		Imports of G&S (% real change pa)	ESRIMP	-	-3.6	4.9	-1.2	-1.3	7.5	
Read from Percentage There is a break in the GDP s		Domestic demand (% real change pa)	ESRDMD	-	-3.2	1	0.2	0.4	2.8	
		Contribution to real GDP growth (% points)								
Read from Change in private consumption, as a perc		Private consumption, contribution to real GDP growth (% points)	ESRCP	-	-0.7	0	0.3	-0.1	1.4	
Read from Change in government consumption, as a p		Government consumption, contribution to real GDP growth (% points)	ESRGOE	-	0.5	0.6	0.4	0.3	0.6	
Read from Change in gross fixed investment, as a p		Gross fixed investment, contribution to real GDP growth (% points)	ESRFIN	-	-0.3	0.2	-0.2	-0.8	1	
Read from Change in net exports, as a percentage of		External balance, contribution to real GDP growth (% points)	ESRGEB	-	1.5	0.2	1.3	1.7	-0.5	
		Nominal expenditure on GDP (LCU)								
Auto Nla Gross dom. Break in s-LCU	bn	Nominal GDP (LCU)	ESGDP	98.2	110.2	126.7	144.3	162.8	180.9	
Auto Nla Private con. Break in s-LCU	bn	Nominal private consumption (LCU)	ESRCP	63	71.2	81.5	91.8	101.3	112.1	
Auto Nla Government Break in s-LCU	bn	Nominal government consumption (LCU)	ESRGOE	13.341	15.997	18.617	21.834	24.25	27.43	
Auto Nla Gross fixed Break in s-LCU	bn	Nominal gross fixed investment (LCU)	ESRFIN	22.547	25.16	28.641	31.722	32.809	37.436	
Auto Nla Stockbuild Break in s-LCU	bn	Nominal stockbuilding (LCU)	ESRSTK	2.234	-0.43	-0.256	-0.872	1.617	0.129	
Auto Nla Value of e Break in s-LCU	bn	Nominal exports of G&S (LCU)	ESREXP	14.214	18.173	21.786	27.874	35.123	38.228	
Auto Nla Value of i Break in s-LCU	bn	Nominal imports of G&S (LCU)	ESRIMP	17.175	21.311	25.085	30.236	33.389	36.645	
Auto Nla Total dom. Break in s-LCU	bn	Nominal domestic demand (LCU)	ESRDMD	101.1	111.9	128.5	144.5	159.4	177.1	
		Nominal expenditure on GDP (US\$)								
Read from Gross dom. Break in s-\$	bn	Nominal GDP (US\$)	ESGDP	136.6	123.2	124.4	128.6	128.6	137.9	
Read from Private con. Break in s-\$	bn	Nominal private consumption (US\$)	ESRCP	87.64	79.56	79.92	81.83	79.96	85.44	
Read from Government Break in s-\$	bn	Nominal government consumption (US\$)	ESRGOE	18.557	17.879	18.267	19.46	19.133	20.907	
Read from Gross fixed Break in s-\$	bn	Nominal gross fixed investment (US\$)	ESRFIN	31.364	28.119	28.183	28.273	25.886	28.532	



Change of databases

ProQuest

Access provided by
UNIVERSITAT AUTÒNOMA DE BARCELONA

ABI/INFORM Collection

Basic Search Advanced Search Publications Browse About

Cambiar bases de datos

Select Databases

Tip: Add database shortcuts, making it easier to select one or more favorite databases.
Select databases to search, then click **Use selected databases** to go to the search form.

Use selected databases

Brief view Detailed view View by name View by subject

☐ Select all ☐ Full Text Included

- ☐ **Biografía de la Literatura Española** ¹
Hispanic Literature - Journal articles, books and reference works
Subject Area(s): Literature & Language
- ☐ **Covid19 Research Database** ¹
A free health and medical research database for openly available content related to the COVID-19 outbreak
Subject Area(s): Unassigned
- ☐ **Ebook Central** ¹
Multidisciplinary - ebooks
Subject Area(s): Unassigned
- ☐ **EconLit** (1886 - current) ¹
Economic development, history, macroeconomics, microeconomics (journal articles, books and dissertations)
Subject Area(s): Business, Social Sciences
View title list ¹
- ☐ **GeoRef** (1693 - current) ¹
Geosciences, geomorphology, geophysics (journal articles, books, maps, conference papers, reports and theses)
Subject Area(s): Science & Technology
View title list ¹
- ☐ **INDEXMED** (1946 - current) ¹
Biomedical sciences (journal articles)
Subject Area(s): Science & Technology, Health & Medicine
View title list ¹
- ☐ **Natural Science Collection** (1948 - current) ¹
A full-text database supported by a specialized ABI/INFORM. Covers comprehensive scholarly output, managed by an expert editorial team overseeing content selection and indexing supported by a controlled vocabulary.
Subject Area(s): Science & Technology
View title list ¹
- ☐ **Periodicals Archive Online** ¹
Arts, humanities, and social sciences - Full-text scholarly journal archives
Subject Area(s): Literature & Language, Social Sciences, History, The Arts
View title list ¹
- ☐ **Periodicals Index Online** ¹
Arts, humanities, and social sciences - retrospective index of article citations
Subject Area(s): Literature & Language, Social Sciences, History, The Arts
View title list ¹
- ☐ **ProQuest Central** (1870 - current) ¹
This is the largest single personal resource available, bringing together complete databases across all major subject areas, including Business, Health and Medicine, Social Sciences, Education, Science and Technology, and Humanities
Subject Area(s): Unassigned
View title list ¹
- ☒ **ABI/INFORM Collection** (1971 - current) ¹
Business, Management and Trade - scholarly and trade journal articles, dissertations, market reports, industry reports, business cases and global and trade news
Subject Area(s): Business
View title list ¹
- ☐ **Accounting, Tax & Banking Collection** (1971 - current) ¹
View title list ¹
- ☐ **Advanced Technologies & Aerospace Database** ¹
A full-text database covering comprehensive scholarly output, managed by an expert editorial team overseeing content selection and indexing supported by a controlled vocabulary.
Subject Area(s): Science & Technology

Factiva

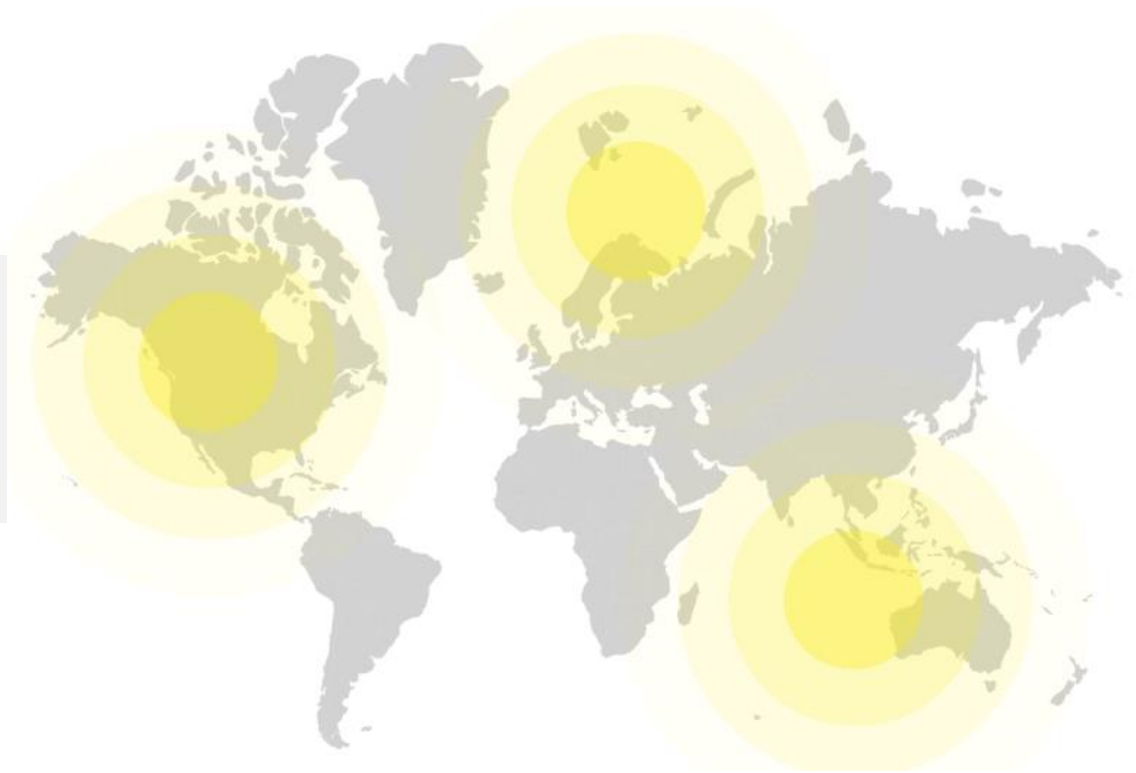
Types of documents

Types of results	Number
Business and trade journals	~4,200
Newswires	700+
Newspapers	3,500+
News and business websites	14,000
Top blogs	7,000
Public and private companies	25,000,000
Company snapshots	31,000



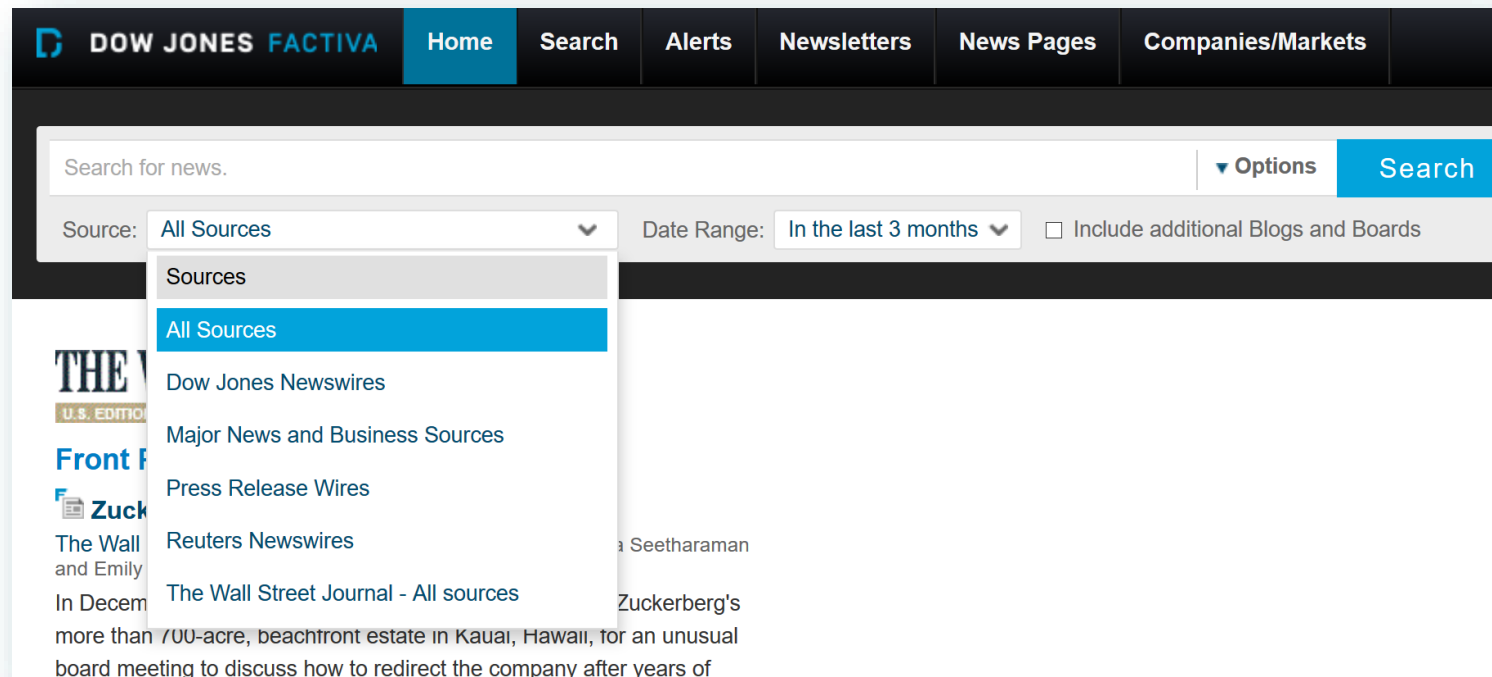
Content Scope

30,000 sources
200 countries
28 languages



Factiva

Factiva: Current business information (quotes, financial statements, and news) collected by Reuters and Dow Jones. Includes newspapers, trade magazines, and full-text reports.



Search Builder

DOW JONES FACTIVA Home Search Alerts Newsletters News Pages Companies/Markets

Search Builder

Free Text Search: haptic technology

Search Form

All of these words

At least one of these words

None of these words

This exact phrase

Date: In the last 3 months Duplicates: Off

Search

Source: All Sources

Author: All Authors

Company: All Companies

Factiva Expert Search

Subject: All Subjects

Industry: All Industries

Region: All Regions

Look up

Language: English

More Options



Company Search

DOW JONES

FACTIVA

Home

Search

Alerts

Newsletters

News Pages

Companies/Markets

Company

Industry

Quotes

Market Data Charts

Get Company Snapshot

Find a company using a company name or symbol.

Smart Lookup

Smart Lookup

Company Name

Ticker

DUNS

Registration Id

immersi

Go

IMMR

Immersion Corp (DUNS:825845027)

ALIMR

Immersion S.A. (DUNS:739869998)

Immersive Corporation Pty Ltd (DUNS:755004178)

Immersion Capital Llp (DUNS:220094279)

Immersive Technologies Pty Ltd (DUNS:744309654)

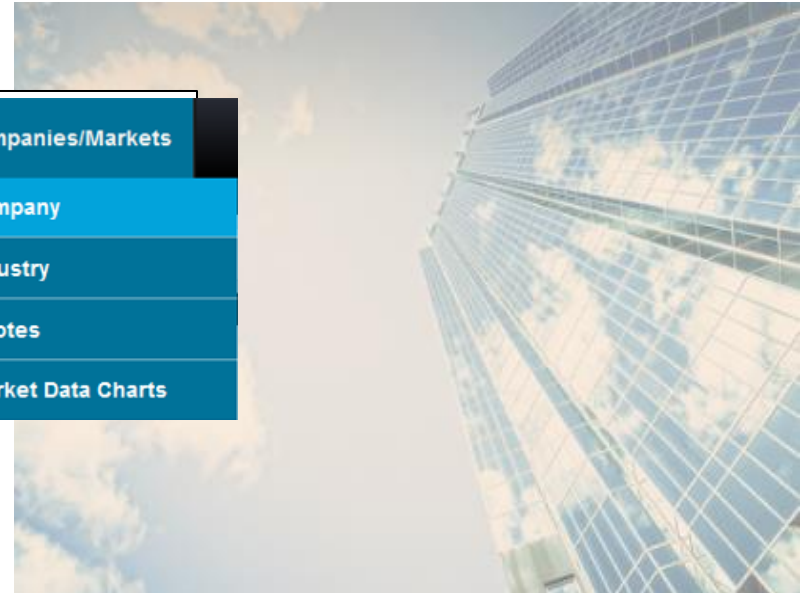
Chung Dahm Immersion School Vancouver Inc (DUNS:242321466)

Immersive Tours Private Limited (DUNS:861248476)

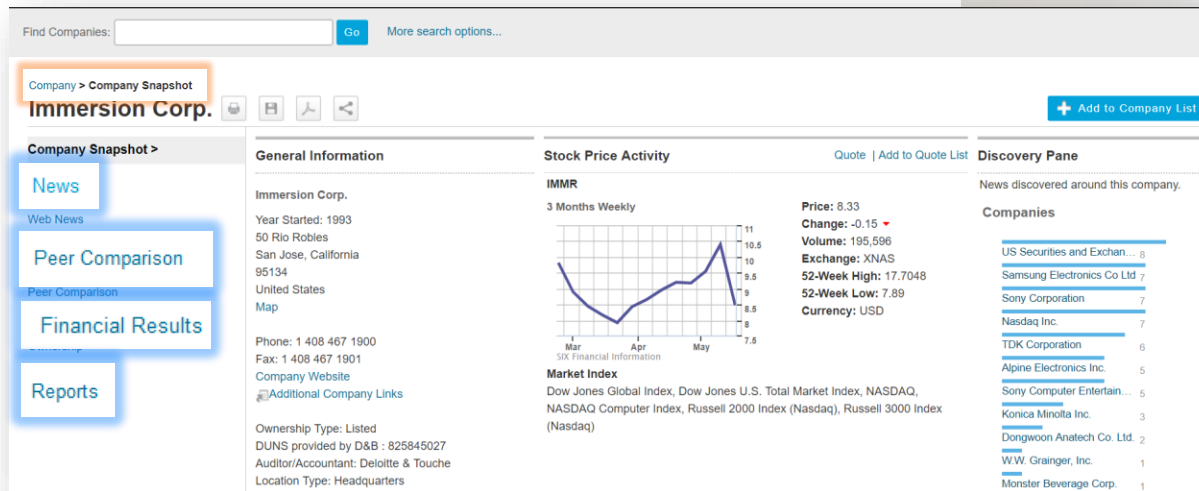
Immersion Consulting Llc (DUNS:145563586)

Total Immersion SA (DUNS:503128709)

ImmersiveTouch Inc. (DUNS:801390100)



Company Snapshot



Financial Results of a company



DOW JONES FACTIVA																																																																																																																																																		
Home	Search	Alerts	Newsletters	News Pages	Companies/Markets																																																																																																																																													
Find Companies: <input type="text"/> Go More search options...																																																																																																																																																		
Company > Company Snapshot																																																																																																																																																		
Immersion Corp. Add to Company List																																																																																																																																																		
<div> <div>Company Snapshot</div> <div> News Latest News Web News Signals Key Developments Peer Comparison Corporate Family Financial Results > Ownership Regulatory Filings Analysis and Profiles Reports </div> </div>																																																																																																																																																		
<div> <div>Financial Results</div> <div> <div>Statement Type</div> <div>Balance Sheet - Annual</div> <div>Go</div> <div>Show Details</div> </div> </div>																																																																																																																																																		
<table> <tr> <th></th><th>Period End Date</th><th>31-Dec-2020</th><th>31-Dec-2019</th><th>31-Dec-2018</th><th>31-Dec-2017</th><th>31-Dec-2016</th></tr> <tr> <td></td><td>Update Type/Date</td><td>Normal</td><td>Normal</td><td>Normal</td><td>Normal</td><td>Normal</td></tr> <tr> <td></td><td>Auditor/Accountant</td><td>Deloitte Touche Tohmatsu Limited</td><td></td><td></td><td></td><td></td></tr> <tr> <td></td><td>Accounting Standard</td><td>U.S. standards (GAAP)</td><td>U.S. standards (GAAP)</td><td>U.S. standards (GAAP)</td><td>U.S. standards (GAAP)</td><td>U.S. standards (GAAP)</td></tr> <tr> <td colspan="7">Annual Balance Sheet: (USD, In millions)</td></tr> <tr> <td>Cash and Short Term Investments</td><td></td><td>59.52</td><td>89.50</td><td>124.92</td><td>46.54</td><td>89.77</td></tr> <tr> <td>Total Receivables Net</td><td></td><td>13.84</td><td>16.49</td><td>1.05</td><td>0.81</td><td>1.38</td></tr> <tr> <td>Other Current Assets</td><td></td><td>0.99</td><td>0.98</td><td>0.86</td><td>0.74</td><td>2.88</td></tr> <tr> <td>Total Current Assets</td><td></td><td>74.35</td><td>106.96</td><td>126.83</td><td>48.08</td><td>94.03</td></tr> <tr> <td>Net Property, Plant and Equipment</td><td></td><td>1.82</td><td>3.43</td><td>2.34</td><td>3.15</td><td>4.02</td></tr> <tr> <td>Long Term Receivables</td><td></td><td>4.60</td><td>6.93</td><td>--</td><td>--</td><td>--</td></tr> <tr> <td>Deferred Tax Assets</td><td></td><td>2.66</td><td>0.47</td><td>0.30</td><td>0.40</td><td>0.36</td></tr> <tr> <td>Other Assets</td><td></td><td>12.71</td><td>7.06</td><td>16.53</td><td>0.34</td><td>5.36</td></tr> <tr> <td>Total Assets</td><td></td><td>96.13</td><td>124.85</td><td>146.00</td><td>51.98</td><td>103.77</td></tr> <tr> <td colspan="7">Total Current Liabilities</td></tr> <tr> <td></td><td></td><td>8.78</td><td>11.82</td><td>15.35</td><td>19.10</td><td>21.02</td></tr> <tr> <td>Long-Term Debt</td><td></td><td>1.68</td><td>2.66</td><td>--</td><td>--</td><td>--</td></tr> <tr> <td>Other Liabilities</td><td></td><td>21.69</td><td>26.60</td><td>30.99</td><td>23.22</td><td>27.41</td></tr> <tr> <td>Total Liabilities</td><td></td><td>32.15</td><td>41.09</td><td>46.34</td><td>42.32</td><td>48.43</td></tr> <tr> <td>Common Equity</td><td></td><td>63.98</td><td>83.76</td><td>99.66</td><td>9.66</td><td>55.34</td></tr> </table>								Period End Date	31-Dec-2020	31-Dec-2019	31-Dec-2018	31-Dec-2017	31-Dec-2016		Update Type/Date	Normal	Normal	Normal	Normal	Normal		Auditor/Accountant	Deloitte Touche Tohmatsu Limited						Accounting Standard	U.S. standards (GAAP)	U.S. standards (GAAP)	U.S. standards (GAAP)	U.S. standards (GAAP)	U.S. standards (GAAP)	Annual Balance Sheet: (USD, In millions)							Cash and Short Term Investments		59.52	89.50	124.92	46.54	89.77	Total Receivables Net		13.84	16.49	1.05	0.81	1.38	Other Current Assets		0.99	0.98	0.86	0.74	2.88	Total Current Assets		74.35	106.96	126.83	48.08	94.03	Net Property, Plant and Equipment		1.82	3.43	2.34	3.15	4.02	Long Term Receivables		4.60	6.93	--	--	--	Deferred Tax Assets		2.66	0.47	0.30	0.40	0.36	Other Assets		12.71	7.06	16.53	0.34	5.36	Total Assets		96.13	124.85	146.00	51.98	103.77	Total Current Liabilities									8.78	11.82	15.35	19.10	21.02	Long-Term Debt		1.68	2.66	--	--	--	Other Liabilities		21.69	26.60	30.99	23.22	27.41	Total Liabilities		32.15	41.09	46.34	42.32	48.43	Common Equity		63.98	83.76	99.66	9.66	55.34
	Period End Date	31-Dec-2020	31-Dec-2019	31-Dec-2018	31-Dec-2017	31-Dec-2016																																																																																																																																												
	Update Type/Date	Normal	Normal	Normal	Normal	Normal																																																																																																																																												
	Auditor/Accountant	Deloitte Touche Tohmatsu Limited																																																																																																																																																
	Accounting Standard	U.S. standards (GAAP)	U.S. standards (GAAP)	U.S. standards (GAAP)	U.S. standards (GAAP)	U.S. standards (GAAP)																																																																																																																																												
Annual Balance Sheet: (USD, In millions)																																																																																																																																																		
Cash and Short Term Investments		59.52	89.50	124.92	46.54	89.77																																																																																																																																												
Total Receivables Net		13.84	16.49	1.05	0.81	1.38																																																																																																																																												
Other Current Assets		0.99	0.98	0.86	0.74	2.88																																																																																																																																												
Total Current Assets		74.35	106.96	126.83	48.08	94.03																																																																																																																																												
Net Property, Plant and Equipment		1.82	3.43	2.34	3.15	4.02																																																																																																																																												
Long Term Receivables		4.60	6.93	--	--	--																																																																																																																																												
Deferred Tax Assets		2.66	0.47	0.30	0.40	0.36																																																																																																																																												
Other Assets		12.71	7.06	16.53	0.34	5.36																																																																																																																																												
Total Assets		96.13	124.85	146.00	51.98	103.77																																																																																																																																												
Total Current Liabilities																																																																																																																																																		
		8.78	11.82	15.35	19.10	21.02																																																																																																																																												
Long-Term Debt		1.68	2.66	--	--	--																																																																																																																																												
Other Liabilities		21.69	26.60	30.99	23.22	27.41																																																																																																																																												
Total Liabilities		32.15	41.09	46.34	42.32	48.43																																																																																																																																												
Common Equity		63.98	83.76	99.66	9.66	55.34																																																																																																																																												

News about a company

The screenshot shows the Dow Jones Factiva interface. At the top, there's a navigation bar with 'DOW JONES FACTIVA' and links for Home, Search, Alerts, Newsletters, News Pages, and Companies/Markets. Below this is a search bar with 'Find Companies' and a 'Go' button. The main content area is titled 'Company > Company Snapshot' for 'Immersion Corp.'. On the left, there's a sidebar with 'News >' and a list of categories: Latest News, Web News, Signals, Key Developments, Peer Comparison, Corporate Family, Financial Results, Ownership, Regulatory Filings, Analysis and Profiles, and Reports. The main news list contains 11 items, each with a date, source, and a brief description. An orange highlight box is drawn around the 'Suggested Categories' section, which lists: All | Performance | Bankruptcy | Management Moves | Contracts/Orders | New Products/Services | Legal/Judicial | Ownership Changes | Press Releases | Trade Articles | Capacities/Facilities | Earnings. On the right side, there are three sections: 'Discovery Pane' with a 'Companies' list, 'Subjects' list, and 'Industries' list. The 'Companies' list includes: Precision Partners Group, Netro City, Bentley Systems Co Ltd, T Rowe Price Group Inc, Toyota Motor Corp, Great Hill Partners LLC, Alsea Partners, Anderson-Henricks, Amkor, Inc, California Franchise Tax B, and DeVore Technology LLC. The 'Subjects' list includes: Corporate/Industrial News, Earnings, Employment, Licensing Agreements, Mergers/Acquisitions, Press Releases, Product Performance, R&D, Patents, Regulatory Filings, Senior Level Management, and Corporate Funding. The 'Industries' list includes: Mobile Communications S, Cell/Mobile/Broad Phones, Mobile Computing, Motor Vehicle Parts, and Online Service Providers.

Company > Company Snapshot
Immersion Corp.

News >

Latest News
Web News
Signals
Key Developments
Peer Comparison
Corporate Family
Financial Results
Ownership
Regulatory Filings
Analysis and Profiles
Reports

Suggested Categories:
All | Performance | Bankruptcy | Management Moves | Contracts/Orders | New Products/Services | Legal/Judicial | Ownership Changes | Press Releases | Trade Articles | Capacities/Facilities | Earnings

1. **The Funded: 20 Bay Area startups just raised a combined \$700M**
San Francisco Business Times, 26 September 2021, 141 words, (English)
Twenty Bay Area startups together raised more than \$700 million in funding in recent days. Among the companies that announced new funding rounds at midweek were a provider of cyber security insurance and a startup that provides funding to ...

2. **The Funded: 20 Bay Area startups just raised a combined \$700M**
Silicon Valley/San Jose Business Journal, 29 September 2021, 841 words, (English)
Twenty Bay Area startups together raised more than \$700 million in funding in recent days. Among the companies that announced new funding rounds at midweek were a provider of cyber security insurance and a startup that provides funding to ...

3. **Immersion Corporation : Patent issued for Devices and methods for providing localized haptic effects to a display screen (USPTO 11100771)**
Journal of Engineering, 15 September 2021, 1779 words, (English)
2021 SEP 13 (VeritasNews) -- By a News Reporter-Staff News Editor at Journal of Engineering -- According to news reporting originating from Alexandria, Virginia, by VeritasNews journalists, a patent by the inventors Cruz Hernandez, Juan ...

4. **BRIEF-Immersion Says Francis Jose, Company's General Counsel, Was Appointed CEO**
Reuters News, 10 Aug, 30 August 2021, 90 words, (English)
Aug 30 (Reuters) - Immersion Corp. *IMMRN* JARED SMITH RESIGNED AS INTERIM CHIEF EXECUTIVE OFFICER AND VICE PRESIDENT, WORLDWIDE SALES OF CO

5. **Immersion Corporation - Management Change/Compensation (Form 8-K)**
Securities and Exchange Commission (SEC) Filings, 30 August 2021, 707 words, (English)
* Click here to view this document in its original format Management Change/Compensation (Form 8-K) Departure of Directors or Certain Officers; Election of Directors; Appointment of Certain Officers; Compensatory Arrangements of Certain ...

6. **Immersion Corp reports results for the quarter ended in June - Earnings Summary**
Reuters News, 11 Jun, 17 August 2021, 200 words, (English)
* Immersion Corp reported quarterly adjusted earnings of 23 cents per share for the quarter ended in June. The mean expectation of two analysts for the quarter was for earnings of 17 cents per share. * Revenue rose 94.2% to \$11.01 million...

7. **Immersion Corporation CEO Jared Smith on Q2 2021 Results - Earnings Call Transcript -MMR**
Dow Jones Institutional News, 10 Jun, 16 August 2021, 50 words, (English)
From Seeking Alpha: Immersion Corporation CEO Jared Smith on Q2 2021 Results - Earnings Call Transcript ... (END) Dow Jones Newswires August 16, 2021 13:38 ET (22:38 GMT)

8. **BRIEF-Immersion Corporation Reports Second Quarter 2021 Results**
Reuters News, 11 Jun, 16 August 2021, 38 words, (English)
Aug 16 (Reuters) - IMMERSION CORP. *IMMRN* REPORTS SECOND QUARTER 2021 RESULTS * Q2 NON-GAAP EARNINGS PER SHARE \$0.23 * Q2 GAAP EARNINGS PER SHARE \$0.17

9. **Immersion: Q2 Earnings Snapshot**
Associated Press Newsletters, 11 Jun, 16 August 2021, 139 words, (English)
SAN FRANCISCO (AP) - Immersion Corp. (IMMR) on Monday reported second-quarter net income of \$5.3 million, after reporting a loss in the same period a year earlier.

10. **Immersion: Q2 Earnings Insights**
Benzinga.com, 10 Jun, 16 August 2021, 238 words, (English)
Shares of Immersion (NASDAQ:IMMR) rose 2.1% in after-market trading after the company reported Q2 results. Quarterly Results Earnings per share were up 686.87% year over year to \$0.23, which beat the estimate of \$0.16.

11. **Immersion Corporation - Quarterly Report (SEC Filing - 10-Q)**
Securities and Exchange Commission (SEC) Filings, 16 August 2021, 32380 words, (English)
* Click here to view this document in its original format Quarterly Report (SEC Filing - 10-Q) UNITED STATES SECURITIES AND EXCHANGE COMMISSION

Discovery Pane
News discovered around this company

Companies

- Precision Partners Group
- Netro City
- Bentley Systems Co Ltd
- T Rowe Price Group Inc
- Toyota Motor Corp
- Great Hill Partners LLC
- Alsea Partners
- Anderson-Henricks
- Amkor, Inc
- California Franchise Tax B
- DeVore Technology LLC

Subjects

- Corporate/Industrial News
- Earnings
- Employment
- Licensing Agreements
- Mergers/Acquisitions
- Press Releases
- Product Performance
- R&D
- Patents
- Regulatory Filings
- Senior Level Management
- Corporate Funding

Industries

- Mobile Communications S
- Cell/Mobile/Broad Phones
- Mobile Computing
- Motor Vehicle Parts
- Online Service Providers

Using the natural language

Switch Factiva

We've detected Boolean operators. Would you prefer to run an advanced search?

Run Advanced Search

how the covid pandemic disrupted the commercial relations and the global supply chains?

Smart Summary ⓘ

Disclaimer ⓘ

The COVID-19 pandemic exposed critical vulnerabilities in global supply chains, disrupting performance and resilience, and affecting the ability to maintain sustainable logistics. Companies are now shifting from prioritizing cost efficiency to building more resilient supply chains by regionalizing operations, embedding transparency, and building redundancy. This includes diversifying sourcing, adapting strategies, and building trust with stakeholders to sustain continuity during disruptions. The pandemic has also accelerated the trend of 'de-globalisation,' leading to increased trade restrictions and tariffs, creating uncertainty for investment and trade.

Copy

Summary based on these sources: Medical Letter on the CDC & FDA, BasisPoint Insight, Enterprise

M Medical Letter on the C...

Sustainability Research; Study Data from Institute of Management Update Knowled...

3 October 2025

B BasisPoint Insight

The World is No More Flat: Rethinking Globalisation

30 September 2025

E Enterprise

Trade Wars and Tariffs: is Globalization in Retreat?

31 July 2025

Related Searches

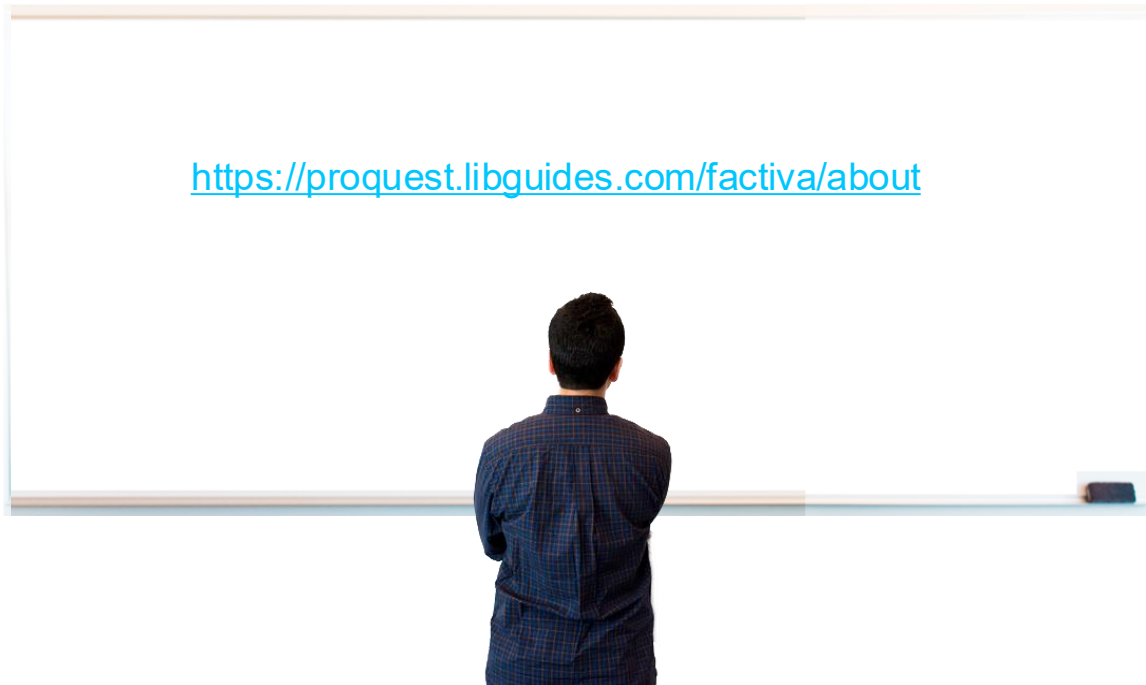
Supply chain resilience strategies

Globalization vs regionalization

Tariffs impact on trade

Post-pandemic trade relations

Use the LibGuide



Use the libguide

ProQuest
Part of Clarivate

LibGuides

ProQuest / LibGuides / Business / Dow Jones Factiva / Home

Dow Jones Factiva

Search this Guide Search

Home

- What is Dow Jones Factiva?
- New Factiva Experience
- Webinar Recordings
- Powerpoint Presentations
- Dow Jones Factiva Videos
- Support Center articles

Content

Search Tips

Platform Features

Product Information

- Product Information
- LibGuide in French

DOW JONES FACTIVA is a current international news database produced by Dow Jones, one of the leading global providers of economic and financial information.

This database combines over **30,000 sources** to give students, faculty, and librarians access to premium content from **200 countries, in 33 languages**. Users have access to a wide range of information from newspapers, newswires, industry publications, websites, company reports, and more. The broad range of content provides both local insight and global perspective on business issues and current events – especially with regard to research requiring current information on companies, industries, and financial markets.

For more information about the Dow Jones Factiva, navigate to the [Content Page](#).

New Factiva Experience

Dow Jones have created a new Factiva experience for the academic users. This started on 11th July 2024 and you might have noticed the banner in your Factiva account, if you have logged in after 11th July.

December 2024 update: Single-article print and download options are now available in the new Factiva interface.

November 2024 update: **New Smart Summary Feature added to the new Factiva interface.** Factiva has launched genAI-powered Smart Summaries in its new interface, enhancing search and discovery for users. With this new tool, you can enter a natural language query and receive concise, high-quality summaries of relevant articles from Factiva's extensive content library. We covered this feature during our

06

Statistical databases

Statistical databases subscribed by the UAB



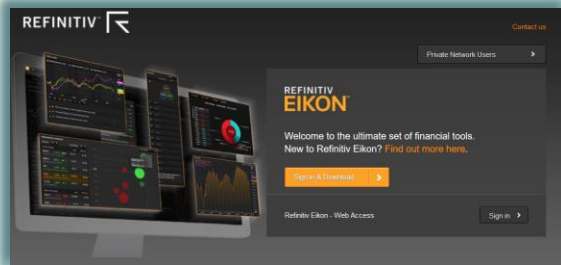
SABI:

Financial and accounting information on 2.9 million Spanish companies, with complete reports based on filed accounts. A powerful financial analysis tool that allows you to create reports, charts, and comparisons between companies and corporate groups.



Statista:

Statistical data, sectoral and market studies at an international level.



LSEG Workspace (before Datastream y Eikon):

Financial statistical data (equities, fixed income, investment funds, interest and exchange rates, commodities, options, and futures) and economic news. Requires installation software and a password.



UNWTO eLibrary: portal of publications and statistics from the UNWTO (World Tourism Organization)

Statistical databases (free resources)

The logo for OECD iLibrary, featuring the text "OECD iLibrary" in a blue and brown font.

[OECD iLibrary](#): portal of electronic publications and databases from OECD

The logo for Eurostat, featuring the European Union flag and the word "eurostat" in a bold, black font.

[Eurostat Statistics](#): official statistics of EU countries by topic

The logo for the International Monetary Fund (IMF), featuring the IMF seal and the text "INTERNATIONAL MONETARY FUND".

[IMF eLibrary Data](#): all IMF statistical databases. Highlights include: International Financial Statistics (IFS), Balance of Payments Statistics (BOP), Government Finance Statistics (GFS), and Direction of Trade Statistics (DOTS).

The logo for UNdata, featuring the United Nations emblem and the text "UNdata A world of information".

[UNdata](#): indicators across all thematic areas worldwide compiled by the United Nations

The logo for The World Bank, featuring the World Bank emblem and the text "THE WORLD BANK IBRD + IDA".

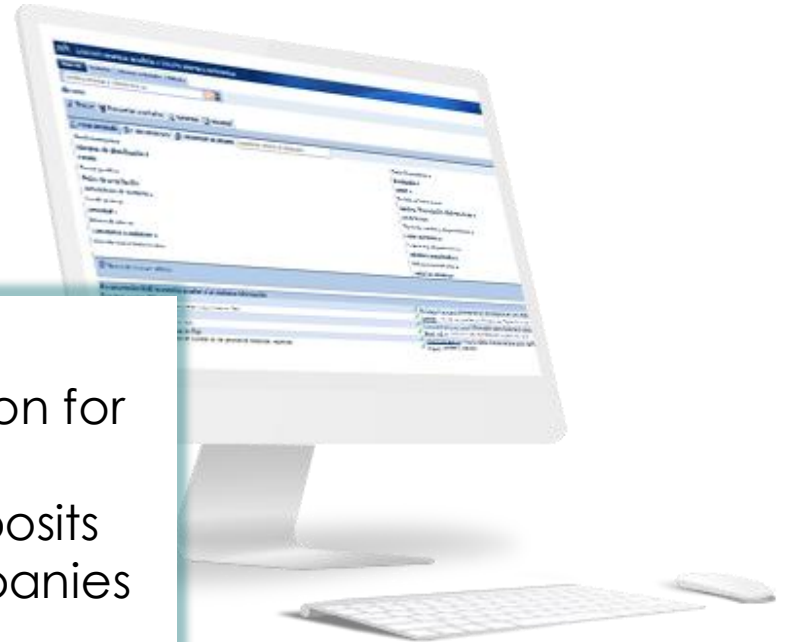
DataBank

[World dataBank](#): indicators across all thematic areas and all countries worldwide since 1960, compiled or produced by the World Bank

SABI

What is SABI?

- ✓ 2.9 million Spanish companies
- ✓ Accounting and financial information for about 25 years
- ✓ Company financial statements deposits
- ✓ Allows comparisons between companies and groups of companies
- ✓ Allows exporting results and creating tables and charts
- ✓ Weekly extraction limit: 50,000 records



SABI: Home Page

sabi 2.600.000 Spanish and 800.000 Portuguese companies

Empresas Contactos Informes sectoriales Noticias

Otros productos BvD

Alertas Personalizar Ayuda Contactarnos Cerrar sesión

Inicio

Buscar Búsquedas guardadas Favoritos Historial

Vista agrupada Lista alfabética Encontrar un criterio Incorporar criterio de búsqueda

<p>Nombre empresa</p> <p>Números de identificación ▶</p> <p>Estado</p> <p>Forma jurídica</p> <p>Fecha de constitución</p> <p>Información de contacto ▶</p> <p>Localización ▶</p> <p>Actividad ▶</p> <p>Administradores</p> <p>Consejeros & auditores ▶</p> <p>Vinculaciones financieras ▶</p> <p><input checked="" type="checkbox"/> Página de inicio por defecto</p>	<p>Datos financieros ▶</p> <p>Empleados ▶</p> <p>Ratios ▶</p> <p>Leasing, Financiación, Subvenciones ▶</p> <p>Incidencias ▶</p> <p>Tipos de cuentas y disponibilidad ▶</p> <p>Datos bursátiles ▶</p> <p>Informes actualizados ▶</p> <p>Datos personalizados ▶</p> <p>Todas las empresas</p>
---	---

Su suscripción SABI le permite acceder a la siguiente información

Empresas grandes: top 200.000	✓ Fortaleza financiera: percepción del desempeño de una empresa o sector actividad	✗
Todas las empresas: todas las empresas disponibles en Sabi	✓ Noticias: noticias recopiladas por Bureau van Dijk e Informa	✗
Acceso Marketing	✗ Fusiones & adquisiciones: información sobre fusiones & adquisiciones	✗
España: empresas Españolas en Sabi	✓ Excel Add-in: vínculo a Sabi directamente a partir de Excel	✗
Portugal: empresas Portuguesas en Sabi	✗ PowerPoint Add-in: vínculo a Sabi directamente a partir de Powerpoint	✗
Depósitos de cuenta: depósitos de cuentas de las principales empresas Españolas	✓ Mapas: Analizar y localizar	✗

Ocultar

Tr a la lista de resultados

Buscar

Nueva búsqueda

Modificar búsqueda actual

Análisis

Segmentación

Análisis de grupo

Agregación

Distribución estadística

Análisis de concentración

Regresión lineal

Mapa

Gráfico empresas

Análisis

Correo

Correo

Ocultar

SABI: Search by firm

sabi 2.600.000 Spanish and 800.000 Portuguese companies

Empresas Contactos Informes sectoriales Noticias

2.600.000 Spanish and 800.000 Portuguese companies

mercadona

MERCADONA SA
MERCADONA
MERCADO
MERCADONLINE
MERCADO DONA VICTORIA SL.
MERCADO DONA CARLOTA SL.
MERCADOE
MERCADA SA
MERCADOR
MERCADO ABONA S.L.

Inicio

Buscar Búsquedas guardadas Favoritos Historial

Vista agrupada Lista alfabética Encontrar un criterio Incorporar criterio de búsqueda

Nombre empresa

Números de identificación

Estado

Forma jurídica

Fecha de constitución

Información de contacto

Localización

Actividad

Administradores

Consejeros & auditores

Vinculaciones financieras

☒ Página de inicio por defecto

Su suscripción SABI le permite acceder a la siguiente información

Empresas grandes: top 200.000	✓ Fortaleza financiera: percepción del desempeño de una empresa o sector actividad	0
Todas las empresas: todas las empresas disponibles en SABI	✓ Noticias: noticias recopiladas por Bureau van Dijk e Informa	0
Acceso Marketing	✓ Fusiones & adquisiciones: información sobre fusiones & adquisiciones	0
España: empresas Españolas en SABI	✓ Excel Add-in: vínculo a SABI directamente a partir de Excel	0
Portugal: empresas Portuguesas en SABI	✓ PowerPoint Add-in: vínculo a SABI directamente a partir de Powerpoint	0
Depósitos de cuenta: depósitos de cuentas de las principales empresas Españolas	✓ Mapas: Analizar y localizar	0

Tipos de cuentas y disponibilidad

Datos bursátiles

Informes actualizados

Datos personalizados

Todas las empresas

Ir a la lista de resultados

Buscar

Nueva búsqueda

Modificar búsqueda actual

Análisis

Segmentación

Análisis de grupo

Agregación

Distribución estadística

Análisis de concentración

Regresión lineal

Mapa

Gráfico empresas

Análisis

Correo

Correo

SABI: search through a combination of criteria

Buscar

Nombre empresa Números de identificación » Estado Forma jurídica Fecha de constitución Información de contacto » Localización » Actividad » Administradores Consejeros & auditores »	Datos financieros » Empleados » Ratios » Leasing, Financiación, Subvenciones » Incidencias » Tipos de cuentas y disponibilidad » Datos bursátiles » Informes actualizados » Datos personalizados » Todas las empresas
---	--

ESTRATEGIA DE BÚSQUEDA Guardar Imprimir Borrar todas las etapas

	Resultado etapa	Resultado búsqueda
<input checked="" type="checkbox"/> 1. Ciudad: SABADELL	8.814	8.814
<input checked="" type="checkbox"/> 2. CNAE 2009(Sólo códigos primarios): 13 - Industria textil	6.486	226
<input checked="" type="checkbox"/> 3. Último número empleados: mínimo 10, máximo 200	218.461	62
		TOTAL : 62

Búsqueda booleana

[Ver lista de resultados](#)

Statista

Contents

- > 1,000,000 Statistics**
- > 80,000 Subjects**
- > 22,500 Sources**



Why Statista?

The Data Collection

Statista bundles data from more than 22,500 different sources.

49%

Exclusive own statistics analyses, forecasts & surveys from *Statista* market research.



16%

Freely accessible
Secondary sources

35%

Exclusive secondary sources
(purchase and partnership)
GfK - Kantar TNS –
eMarketer, etc.

The Home Page



The screenshot shows the Statista website home page. The header features the Statista logo, a welcome message for the Universitat Autònoma de Barcelona, and navigation links for Estadísticas, Informes, Insights (marked as NUEVO), Infografías, and Servicios. A user account link 'Mi cuenta' is in the top right. A language dropdown menu is open, showing options for statista.es, statista.com, statista.de, and statista.fr. The main heading is 'Empowering people with data', followed by the subtitle 'Datos e indicadores de 170 sectores de más de 150 países'. A search bar contains the text 'aut' and a blue button labeled 'Buscar en Statista'. Below the search bar, a dropdown menu shows suggestions: 'automobile industry' and 'automotive'. At the bottom, a row of topic tags includes Coronavirus, España, Redes Sociales, Turismo, Comercio Electrónico, Fútbol, Smartphones, América Latina, and Publicidad en Latinoamérica. Annotations include a red box around the welcome message, a blue box around the 'Mi cuenta' link, a green box around the search suggestions, and a red box around the topic tags.

statista

Welcome Universitat Autònoma de Barcelona!

Estadísticas ▾ Informes ▾ Insights **NUEVO** ▾ Infografías Servicios ▾

es.statista.com

statista.es
statista.com
statista.de
statista.fr

Mi cuenta ▾

Empowering people with data

Datos e indicadores de 170 sectores de más de 150 países

aut

Buscar en Statista

Término único !Excluir *Carácter comodín

automobile industry
automotive

Coronavirus España Redes Sociales Turismo Comercio Electrónico Fútbol
Smartphones América Latina Publicidad en Latinoamérica

Page of results

- ✓ **Number** of results.
- ✓ Related keywords
- ✓ Filters by types of content, location, industrial sector, date
- ✓ **3 types of documents:** Statistics, Reports and Insights.

The screenshot shows a search results page for the query "automobile industry". At the top, a search bar contains the query and a "Search" button. Below the search bar, a header bar displays "TOTAL RESULTS: 12,917 results" and a "Sort by: Relevance" dropdown menu.

The main content area lists several results, each with a date, a title, and a brief description. The first result is a "Topic" from December 20, 2022, titled "Automotive industry worldwide - statistics & facts". The second is a "Report" from December 20, 2022, titled "Manufacturing: Automotive Industry - global". The third is a "Report" from July 13, 2023, titled "Automobile industry in Germany".

On the right side, there is a "REFINE YOUR SEARCH" section. It includes a "Select most-used tags" list with tags like "automobile industry (4787)", "automotive industry (4289)", "vehicle (3986)", "automobile (3900)", "automobiles (3122)", "motor vehicles (2715)", "automotive (2450)", "passenger cars (2286)", "industry (2198)", and "car sales (2095)". Below this is a "More filters" button and a "Select region" dropdown menu.

Two orange callout boxes highlight specific filter panels. The first callout box points to a "FILTER" panel on the left, which shows a list of "Content types" (Statistics, Reports, Topics, Market Insights, Forecasts & surveys, Infographics, Company Insights, eCommerce Insights, Consumer Insights) and an "Accuracy" dropdown. The second callout box points to a "FILTER" panel on the right, which shows a list of filters (Content types, Accuracy, Location, Industry, Publication date, Archive) and an "Apply filters" button.

Statistics document

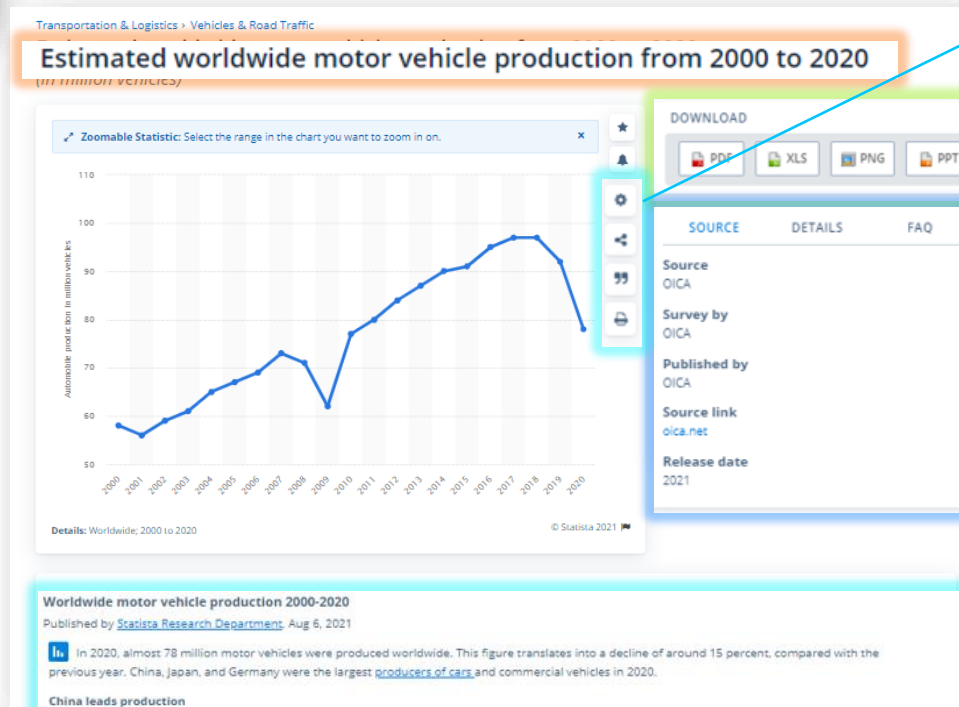


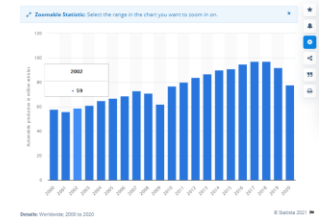
CHART TYPE



- ☐ Rotate 90°
- ☒ Show tooltip

DATALABELS

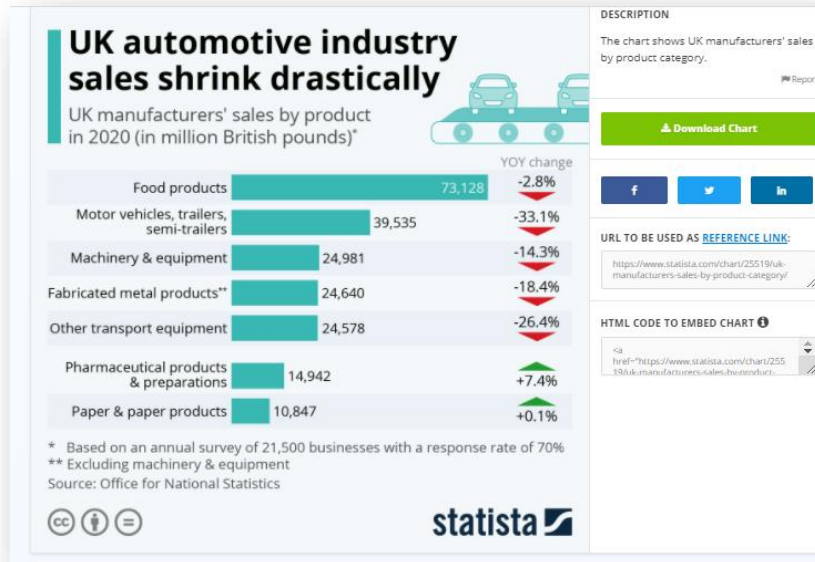
- ☒ Default
- ☐ All
- ☐ None
- ☐ Custom



Infographics




An infographic is a statistic that has been enhanced with a layer of design.



<https://www.statista.com/chart/25519/uk-manufacturers-sales-by-product-category/>


Reports


 Welcome Universitat Autònoma de Barcelona!


Statistics ▾ Reports ▾ Insights ▾ Research AI **NEW** Daily Data Services ▾


🌐 My Account ▾


REPORT SHOP


**Digital & Trend reports**
Overview and forecasts on trending topics

**Industry & Market reports**
Industry and market insights and forecasts

**Companies & Products reports**
Key figures and rankings about companies and products

**Consumer & Brand reports**
Consumer and brand insights and preferences in various industries

**Politics & Society reports**
Detailed information about political and social topics

**Country & Region reports**
All key figures about countries and regions

Find your information in our database containing over 20,000 reports →

Find statistics, forecasts and reports

Statista Search 🔍

Search our report database

Market Insights

Markets Insights presents forecasts and indicators by market sectors.

The screenshot displays the Statista website's 'Market Insights' section. The header features the Statista logo, a welcome message for 'Universitat Autònoma de Barcelona!', and navigation links for Statistics, Reports, Insights (highlighted with a 'NEW' badge), Infographics, and Services. A 'My Account' link is also present. The main content area is divided into three columns: 'MARKET INSIGHTS', 'CONSUMER INSIGHTS', 'COMPANY INSIGHTS', and 'ECOMMERCE INSIGHTS'. The 'MARKET INSIGHTS' column includes a sub-header 'MARKET INSIGHTS' with a magnifying glass icon, a description 'Market forecast and expert KPIs for 600+ segments in 150+ countries', and three links: 'Explore Market Insights >', 'Consumer Market Insights', 'Digital Market Insights', and 'Mobility Market Insights'. The 'CONSUMER INSIGHTS' column features a description 'Insights on consumer attitudes and behavior worldwide', '1,000,000+ interviews', '5,000+ brands', and a link 'Explore Consumer Insights >'. The 'COMPANY INSIGHTS' column features a description 'Business information on 60m+ public and private companies', '100+ industries', '200+ countries and territories', and a link 'Explore Company Insights >'. The 'ECOMMERCE INSIGHTS' column features a description 'Detailed information for 35,000+ online stores and marketplaces', '70+ KPIs per store', 'Revenue analytics and forecasts', and a link 'Explore eCommerce Insights >'. A search bar labeled 'Statista Search' is located below the columns. At the bottom, there are several topic tags: 'Social media usage', 'E-commerce worldwide', 'Nike', 'TikTok', 'Netflix', 'Sustainability in fashion', 'Fast fashion in Europe', 'AI market worldwide', 'Global inflation', and 'Statistics on India'.

statista Welcome Universitat Autònoma de Barcelona!

Statistics Reports Insights **NEW** Infographics Services My Account

MARKET INSIGHTS

Market forecast and expert KPIs for 600+ segments in 150+ countries

[Explore Market Insights >](#)

[Consumer Market Insights](#)

[Digital Market Insights](#)

[Mobility Market Insights](#)

CONSUMER INSIGHTS

Insights on consumer attitudes and behavior worldwide

1,000,000+ interviews

5,000+ brands

[Explore Consumer Insights >](#)

COMPANY INSIGHTS

Business information on 60m+ public and private companies

✓ 100+ industries

✓ 200+ countries and territories

[Explore Company Insights >](#)

ECOMMERCE INSIGHTS

Detailed information for 35,000+ online stores and marketplaces

✓ 70+ KPIs per store

✓ Revenue analytics and forecasts

[Explore eCommerce Insights >](#)

Statista Search

Social media usage E-commerce worldwide Nike TikTok Netflix

Sustainability in fashion Fast fashion in Europe AI market worldwide Global inflation

Statistics on India

Consumer Insights

Formerly Global Consumer Survey)

The screenshot displays the Statista website interface. At the top, the Statista logo is on the left, and a welcome message "Welcome Universitat Autònoma de Barcelona!" is on the right. Below the logo, a navigation bar includes "Statistics", "Reports", "Insights" (highlighted with a "NEW" badge), "Infographics", and "Services". On the far right of the navigation bar is a "My Account" link. The main content area is divided into three columns: "MARKET INSIGHTS", "CONSUMER INSIGHTS", and "ECOMMERCE INSIGHTS". The "CONSUMER INSIGHTS" column is highlighted with a white background and a purple icon. It features the heading "Insights on consumer attitudes and behavior worldwide" and two bullet points: "2,000,000+ interviews" and "15,000+ brands". Below these is a blue button that says "Explore Consumer Insights >". The "MARKET INSIGHTS" column includes a description "Market forecast and expert KPIs for 600+ segments in 150+ countries" and links to "Explore Market Insights >", "Consumer Market Insights", "Digital Market Insights", and "Mobility Market Insights". The "ECOMMERCE INSIGHTS" column includes a description "Detailed information for 35,000+ online stores and marketplaces" and two bullet points: "70+ KPIs per store" and "Revenue analytics and forecasts", followed by a link to "Explore eCommerce Insights >". At the bottom of the page, there is a "Statista Search" bar and a row of topic tags: "Social media usage", "E-commerce worldwide", "Nike", "TikTok", "Netflix", "Sustainability in fashion", "Fast fashion in Europe", "AI market worldwide", "Global inflation", and "Statistics on India".

statista Welcome Universitat Autònoma de Barcelona!

Statistics Reports Insights NEW Infographics Services My Account

MARKET INSIGHTS

Market forecast and expert KPIs for 600+ segments in 150+ countries

[Explore Market Insights >](#)

[Consumer Market Insights](#)

[Digital Market Insights](#)

[Mobility Market Insights](#)

CONSUMER INSIGHTS

Insights on consumer attitudes and behavior worldwide

- ✓ 2,000,000+ interviews
- ✓ 15,000+ brands

[Explore Consumer Insights >](#)

COMPANY INSIGHTS

Information on 60m+ public companies

Industries

Countries and territories

[Company Insights >](#)

ECOMMERCE INSIGHTS

Detailed information for 35,000+ online stores and marketplaces

- ✓ 70+ KPIs per store
- ✓ Revenue analytics and forecasts

[Explore eCommerce Insights >](#)

Find Statista Search

Social media usage E-commerce worldwide Nike TikTok Netflix Sustainability in fashion Fast fashion in Europe AI market worldwide Global inflation Statistics on India

Consumer Insights

(formerly Global Consumer Survey)

The screenshot displays the Statista Consumer Insights web application. The top navigation bar includes the Statista logo, 'Consumer Insights', and links to 'Global Consumer Survey', 'Specials', 'Brand Profiler', and a 'NEW' badge. A 'Logout' link is also present. The left sidebar shows a tree view of survey items, with 'Marketing & social media' expanded to show 'Attitudes towards online advertising'. The main content area shows a search bar, filters, and a selection of 12,203 respondents. The selected survey is 'Attitudes towards online advertising' for 'SPAIN, 2022 - UPDATE 3'. The question is 'Which of these statements best describes your attitude towards online advertising?'. The base is 'all respondents (Market research)'. The answers are listed below the question.

statista Consumer Insights

Global Consumer Survey Specials Brand Profiler NEW Logout

Survey items

Survey details

Characteristics & demographics

Marketing & social media

Attitudes towards online advertising

Customer journey

Sources of inspiration for new products

Sources of information about products

Products/topics talked about online

Online recommendation of brands and products

Drivers of online recommendations

Social media & word of mouth

Target groups

Search through all survey items

Alt K

CSV-Export

PPTX-Export

Show selection

Your selection: 12,203 respondents, potential: 100%, ca. 27.8M

Clear all

Attitudes towards online advertising

Question details Compare

SPAIN, 2022 - UPDATE 3

Attitudes towards online advertising

Question: Which of these statements best describes your attitude towards online advertising?

Base: all respondents (Market research)

Answers

Base

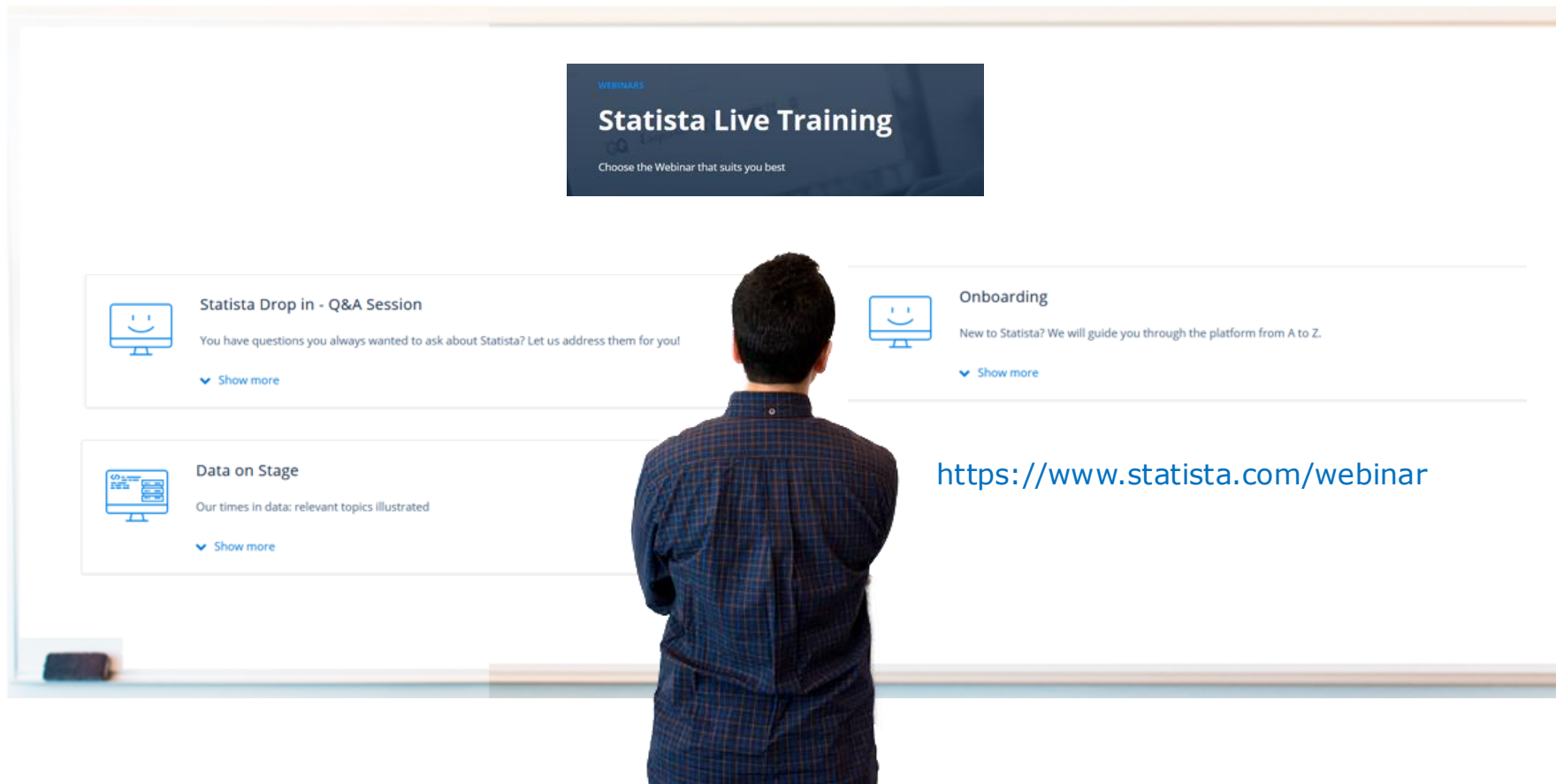
I am often annoyed by advertising

I don't mind advertising if I get something out of it

I don't mind when companies advertise

- ✓ Analysis of consumer preferences
- ✓ + 500 industries or sectors
- ✓ >3,000,000 interviews.
- ✓ 56 countries.
- ✓ 2-4 waves of surveys every year.

To learn more...



LSEG Workspace

LSEG Workspace *(formerly Eikon and Datastream)*

Contains info on real time market data, news and information, company fundamentals & financials, macroeconomic data

Access using a software, and username and password


[LSEG](#) | [Data & Analytics](#) | [FTSE Russell](#) | [London Stock Exchange](#) | [FX](#) | [Post Trade](#) | [Risk Intelligence](#)

[LSEG](#) | [LEARNING CENTRE](#) | [Catalogue](#) ▾ | [Guided Learning](#) ▾ | [Certification](#) ▾ | [Products](#) ▾ | [Learning Support](#) ▾ | [Q](#)

[Home](#) / [Guided Learning](#) / [Learning Paths for Other](#) / [LSEG Workspace](#)

Learn LSEG Workspace


[← Back](#)



Desktop Version

[VIDEO COURSE](#)


Get Started with the Installed version of LSEG



Web Version

[VIDEO COURSE](#)

Learn how to navigate the Web Version of



Mobile Version

[VIDEO COURSE](#)

Access LSEG Workspace anytime, anywhere

07

Multidisciplinary Databases

Multidisciplinary databases

Scopus

Produced by **Elsevier**. It compiles international journals, books, conference papers, and patents. It also provides bibliometric indicators for evaluating research.

Web of Science

Owned by **Clarivate Analytics**. It contains high-quality international scientific literature — journals, books, and conference proceedings — as well as bibliometric indicators for evaluating research.

Openalex

Bibliographic catalog of scientific articles, authors, and institutions available in open access mode. It was launched in January 2022 by OurResearch as a successor to the discontinued Microsoft Academic Graph

[Home](#) > [Virtual self-training courses](#)

Virtual self-training courses


UAB Libraries offer **self-paced online courses** through the UAB Virtual Campus:

Get to Know Your Library ▾

Tools and resources offered by the libraries for your academic work ▾

PubMed ▾

Web of Science & Scopus ▾



[All services and resources](#)

All services and resources available



[PRESENCIAL](#)[ONLINE](#)[MATERIAL DE FORMACIÓN](#)[PREGUNTAS FRECUENTES](#)

MATERIAL DE FORMACIÓN

Se pone a disposición del investigador todo el material necesario para los cursos tanto de formación presencial como online, así como las grabaciones que se han realizado de los diferentes cursos que se han ido realizando para la visualización posterior de los interesados.

[WEB OF SCIENCE](#)[SCOPUS](#)[OTRO MATERIAL DE INTERÉS](#)

JORNADAS DE FORMACIÓN WEB OF SCIENCE

EXPLORAR LA INVESTIGACIÓN SOBRE UN TEMA

Título y presentación	Programa	Vídeo	Nivel	Ciclo y fecha act.
Mis primeros pasos con Web of Science	<ul style="list-style-type: none">• Presentación de Web of Science y de la Colección Principal• Acceder a Web of Science con mi suscripción Institucional• Aprender a buscar una materia	Video sesión	Básico	II CICLO septiembre 2025

Web of Science



Clarivate

English ▾ Products

Web of Science™

Smart Search

Advanced Search

✦ Research Assistant

Try the new search  oriol castells prims ▾



Your trusted path to discovery

All Databases

✓ Web of Science Core Collection

Search documents, researchers, affiliations, and more



To search specific indexes or fields, or build a query, go to [Advanced Search](#).

Contact and social networks



[Biblioteques UAB](tel:619681146)



Bib.Socials@uab.cat




Pregunt@



[619 681 146](tel:619681146)



bibliotequesuab.bsky.social



[@biblioteques_UAB](https://www.instagram.com/biblioteques_UAB)



[Youtube](https://www.youtube.com/biblioteques_UAB)



THANK YOU!



UAB

Universitat
Autònoma
de Barcelona

Servei de
Biblioteques